

Traffic Report

Sites:Site 01 (Chester Rd Nr St Andrews Drive) Solar Panel Assembly

Dates:Tue Apr 25 2017 - Wed Jun 7 2017

Directions:Westbound

Vehicle Speed Classes (Mph)

	<15	15 20	20 25	25 30	30 35	35 40	40 45	45 50	50 55	55 60	60 65	65 70	>70	Total	85th Percentile	Average Voltage
00:00	33	20	54	272	327	176	45	14	10	2	1	1	0	955	35.9	11.10V
01:00	15	12	29	214	211	88	22	13	5	1	0	0	0	610	35.5	11.11V
02:00	21	18	58	267	359	244	68	5	1	1	0	0	0	1042	36.8	11.11V
03:00	9	3	23	180	430	399	111	35	11	3	2	0	0	1206	38.7	11.10V
04:00	19	20	49	372	714	479	203	91	18	6	1	0	0	1972	39.3	11.10V
05:00	49	33	116	647	1530	1044	381	102	15	6	2	1	0	3926	38.5	10.98V
06:00	111	66	155	1031	2781	1373	358	73	9	1	2	0	1	5961	36.6	10.61V
07:00	168	142	222	2057	3503	857	217	43	6	2	0	1	0	7218	34.2	10.49V
08:00	286	209	546	2644	2111	519	132	17	2	2	0	0	0	6468	32.9	10.53V
09:00	233	132	320	2188	2344	587	102	17	0	0	0	0	0	5923	33.2	10.47V
10:00	221	141	291	2366	2783	521	126	10	1	0	0	0	0	6460	32.9	10.57V
11:00	276	183	360	2911	2836	540	108	21	2	0	0	0	0	7237	32.6	10.53V
12:00	452	268	491	4465	4122	909	189	28	3	0	0	0	0	10927	32.9	10.35V
13:00	430	287	536	4908	4983	1007	204	30	5	0	0	0	0	12390	32.8	10.46V
14:00	580	352	724	6210	5073	925	227	19	4	3	0	0	0	14117	32.1	10.86V
15:00	689	398	927	6834	4586	901	172	25	8	1	0	0	0	14541	31.9	10.79V
16:00	489	327	626	5359	5963	1178	294	35	7	2	2	0	0	14282	32.9	10.75V
17:00	484	343	452	4477	5845	1393	316	49	7	0	1	0	0	13367	33.6	10.68V
18:00	479	306	421	3362	4473	1292	310	53	6	2	1	0	0	10705	34.2	10.71V
19:00	435	261	381	2670	3128	994	267	51	8	3	0	0	0	8198	34.3	11.04V
20:00	294	199	283	1671	1870	690	172	44	5	3	0	0	0	5231	34.6	11.11V
21:00	246	161	281	1677	1795	569	126	38	10	0	1	0	0	4904	34.0	11.10V
22:00	125	84	208	1144	1261	445	102	28	7	3	0	0	0	3407	34.5	11.10V
23:00	69	54	125	627	731	293	77	19	11	0	0	0	0	2006	34.8	11.12V
AM Total	1441	979	2223	15149	19929	6827	1873	441	80	24	8	3	1			
PM Total	4772	3040	5455	43404	43830	10596	2456	419	81	17	5	0	0			
Total	6213	4019	7678	58553	63759	17423	4329	860	161	41	13	3	1			
Percent	3.81%	2.46%	4.71%	35.91%	39.10%	10.69%	2.65%	0.53%	0.10%	0.03%	0.01%	0.00%	0.00%			

Total Vehicles : 163053

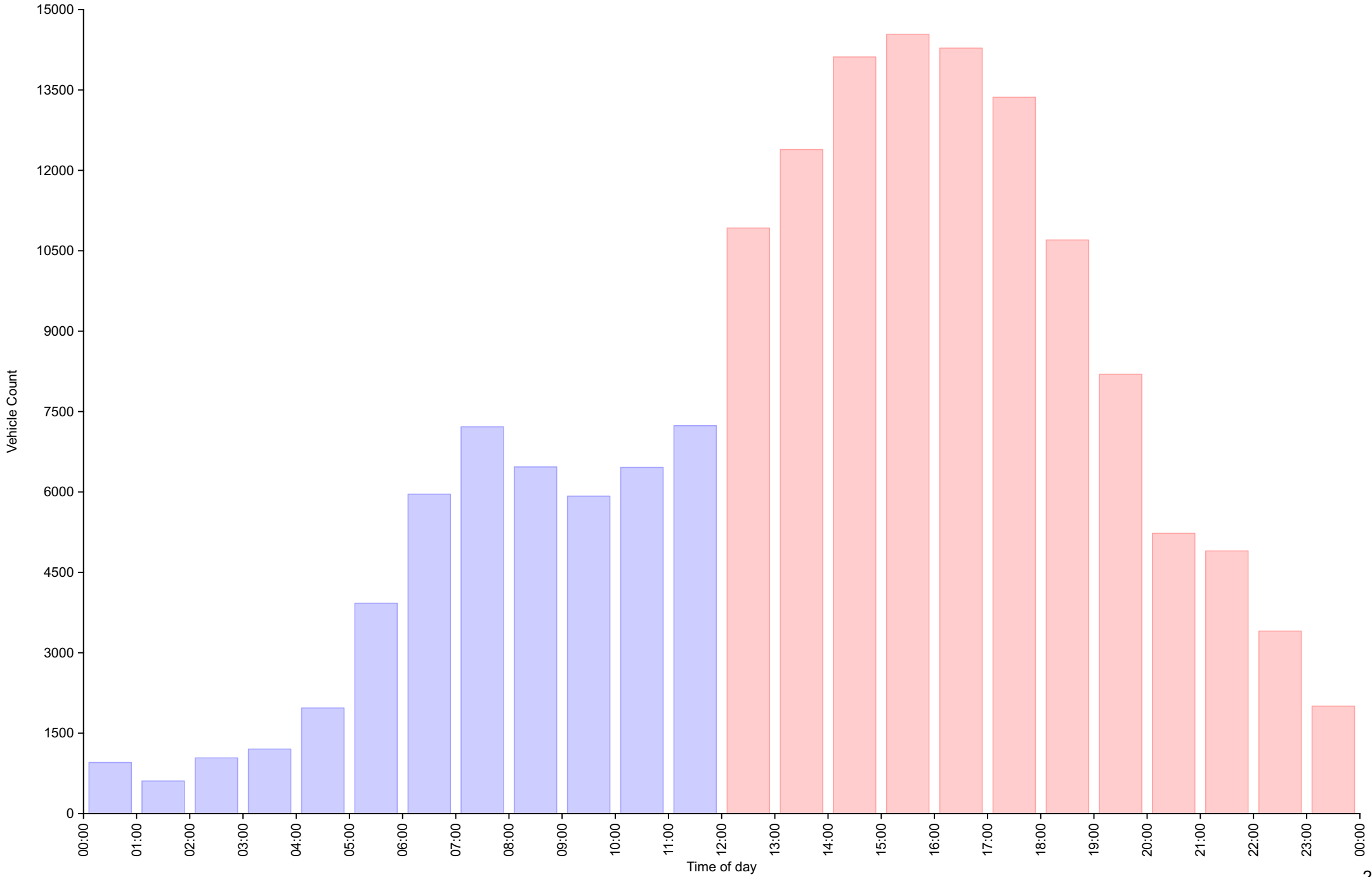
30th Percentile : 27.5 MPH
 50th Percentile : 29.3 MPH
 85th Percentile : 33.8 MPH
 95th Percentile : 37.7 MPH

Average Speed : 29.5 MPH
 Highest Speed : 71.0 MPH

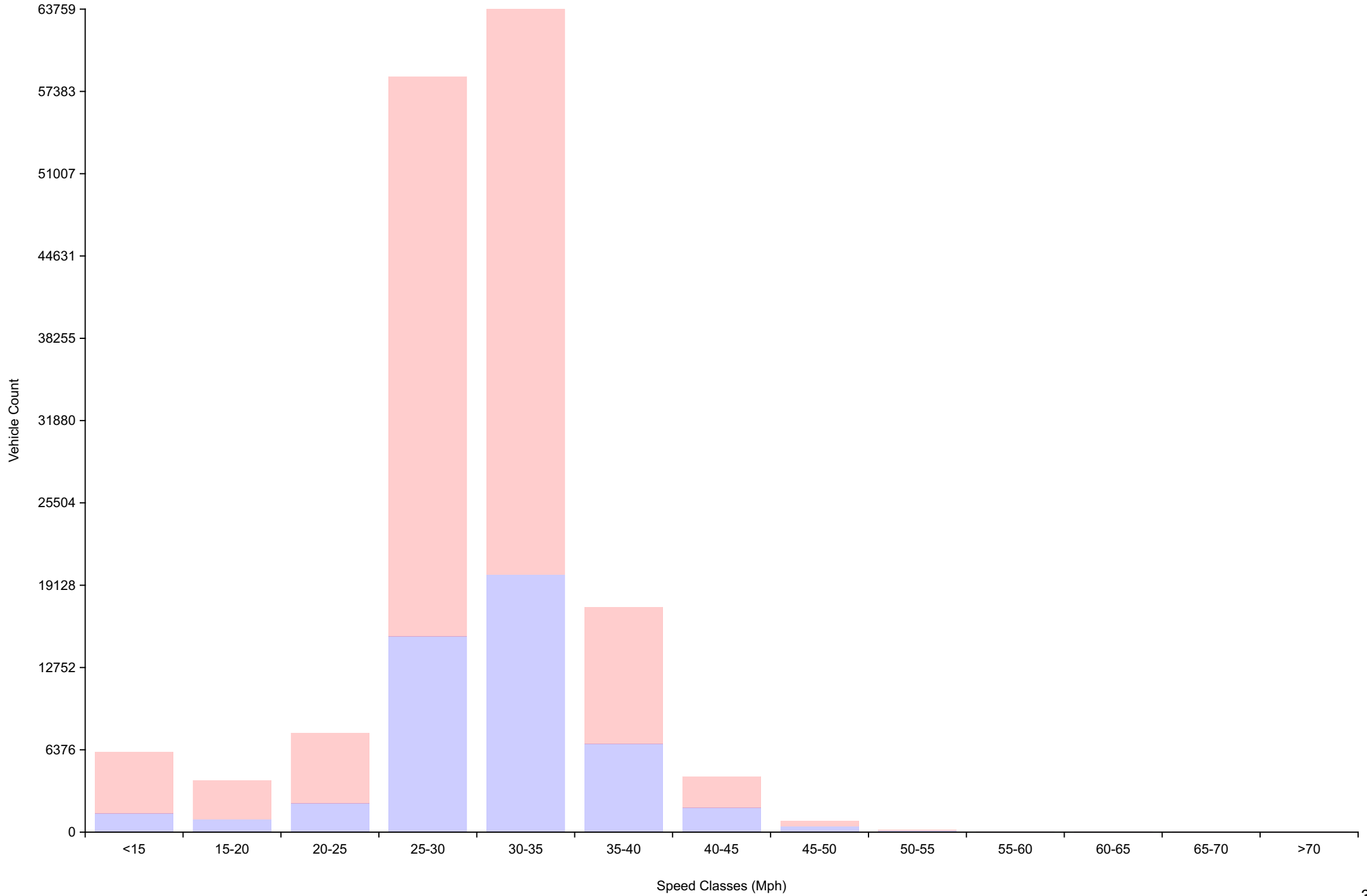
Total Over Speed Limit : 46.0 % (75028 / 163053)

Vehicle Counts By Hour

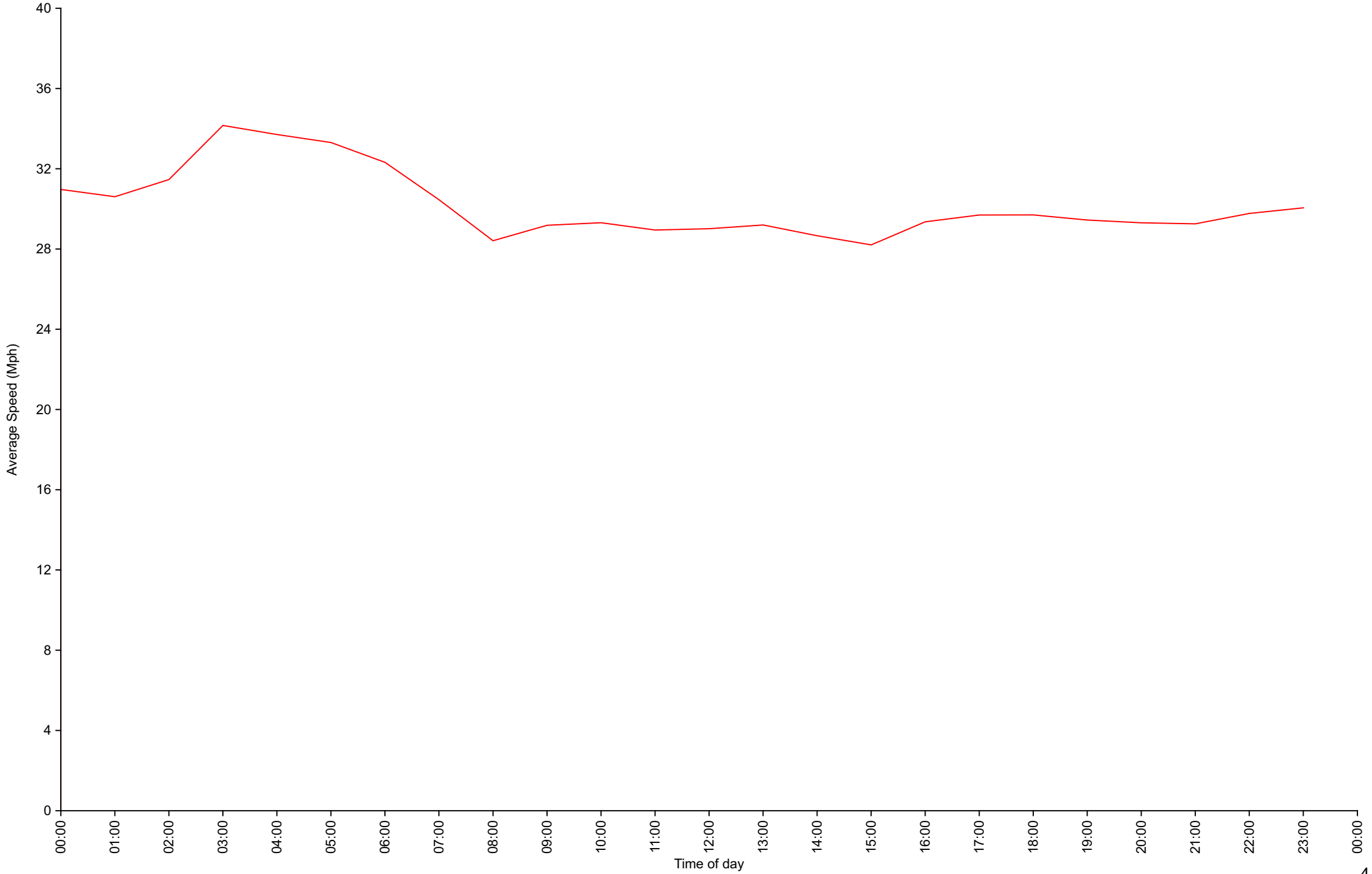
(60 Minute Resolution)



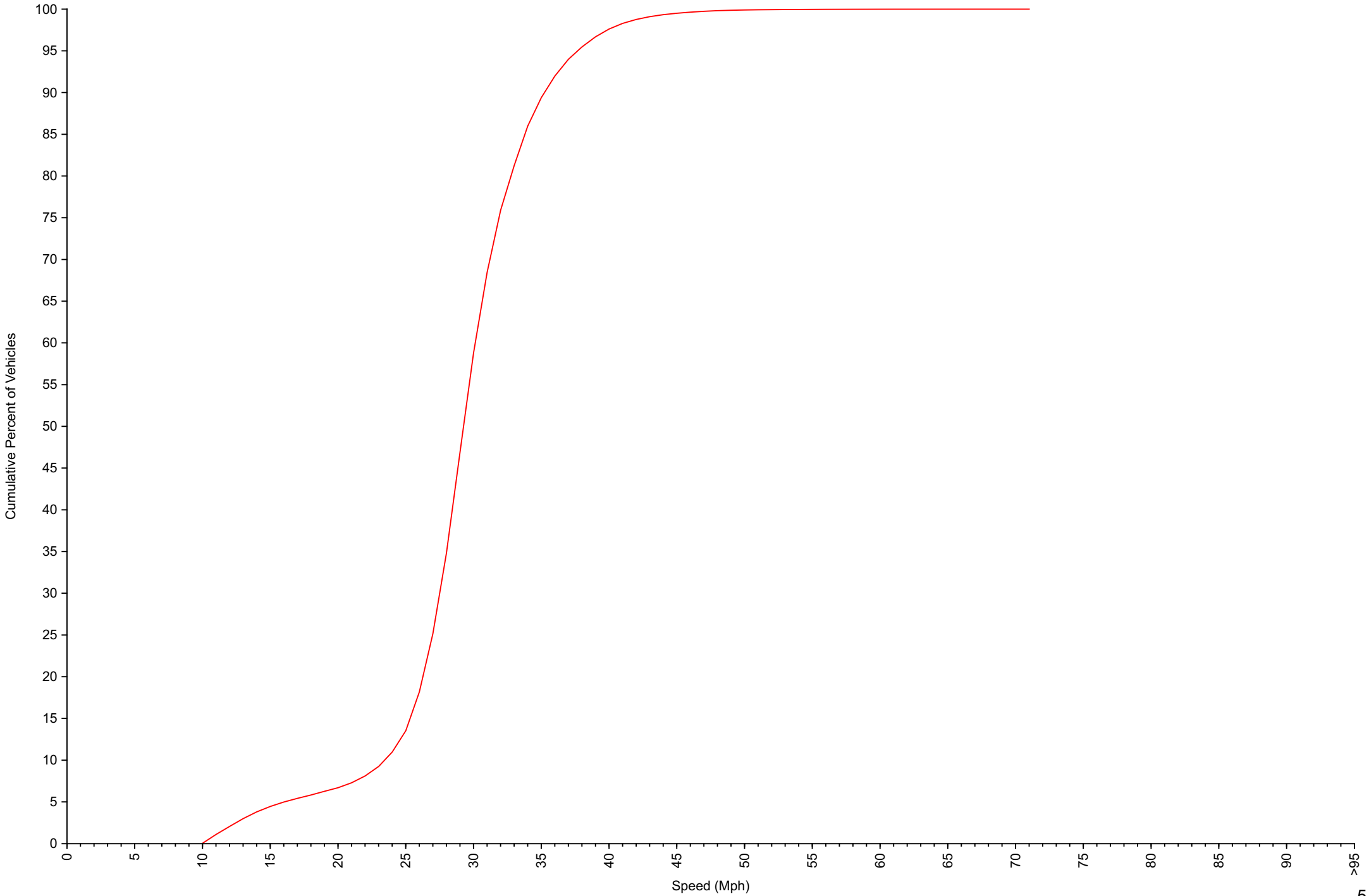
Vehicle Counts By Speed Class



Average Speed By Hour (60 Minute Resolution)



Cumulative Speed Distribution Curve



Voltage by hour
(5 Minute Resolution)

