

Traffic Report

Sites:Site 03 (London Rd - outside 113) Solar Panel Assembly

Dates:Tue Oct 18 2016 - Thu Jun 8 2017

Directions:Southbound

Vehicle Speed Classes (Mph)

	<15	15 20	20 25	25 30	30 35	35 40	40 45	45 50	50 55	55 60	60 65	65 70	>70	Total	85th Percentile	Average Voltage
00:00	745	619	1818	4456	4362	3581	1128	308	120	50	15	4	1	17207	37.3	12.61V
01:00	519	564	1223	2876	2367	1709	609	177	76	27	6	3	1	10157	36.8	12.61V
02:00	385	280	822	2026	1463	1219	433	166	42	11	6	0	0	6853	37.2	12.61V
03:00	425	309	951	2356	1808	1557	471	152	68	16	4	1	1	8119	37.0	12.61V
04:00	599	534	1266	2952	2993	2576	1013	309	104	24	10	4	0	12384	37.9	12.61V
05:00	674	699	2248	4733	8944	7112	2322	669	198	54	20	1	1	27675	38.0	12.61V
06:00	803	986	2528	6164	14089	10983	3383	1039	283	72	32	8	2	40372	38.1	12.61V
07:00	1141	1450	3187	11150	25767	10426	3032	600	148	27	8	1	0	56937	36.0	12.61V
08:00	1400	1983	4096	17175	29910	9772	2717	535	97	27	6	1	0	67719	35.0	12.61V
09:00	2235	2532	4806	19220	27929	9606	2621	479	80	31	7	3	4	69553	34.9	12.61V
10:00	2242	2569	4952	20973	31569	9487	2424	390	82	20	3	1	0	74712	34.4	12.61V
11:00	2330	2605	5114	23108	34408	9367	2367	366	76	22	4	1	0	79768	34.1	12.61V
12:00	2289	2638	5168	24701	37868	9366	2510	385	71	24	3	2	0	85025	33.9	12.61V
13:00	2105	2695	5004	24686	40456	10245	2771	462	94	35	8	2	0	88563	34.1	12.61V
14:00	1923	2568	5020	23929	38218	10120	2554	404	91	11	6	0	1	84845	34.1	12.61V
15:00	1970	2552	5470	26048	42582	9716	2606	379	77	19	10	2	2	91433	33.8	12.61V
16:00	2121	2620	6090	28936	42787	9364	2616	386	85	20	8	3	4	95040	33.6	12.61V
17:00	2233	2441	6168	27418	42064	9710	2815	422	103	38	4	1	2	93419	33.8	12.61V
18:00	2189	2626	5518	21293	37878	11014	3029	626	139	35	15	2	5	84369	34.6	12.61V
19:00	2085	2524	4984	17752	26428	9863	2697	555	124	55	24	7	2	67100	35.1	12.61V
20:00	1404	1862	3903	12364	19430	9310	2405	556	172	65	19	6	8	51504	35.9	12.61V
21:00	1150	1493	3562	10446	14918	7853	2225	476	139	46	26	13	3	42350	36.1	12.61V
22:00	1178	1300	3083	9594	12760	7488	2143	563	179	58	22	12	5	38385	36.5	12.61V
23:00	1075	976	2543	7476	8526	5845	1745	434	130	39	17	6	9	28821	36.7	12.61V
AM Total	13498	15130	33011	117189	185609	77395	22520	5190	1374	381	121	28	10			
PM Total	21722	26295	56513	234643	363915	109894	30116	5648	1404	445	162	56	41			
Total	35220	41425	89524	351832	549524	187289	52636	10838	2778	826	283	84	51			
Percent	2.66%	3.13%	6.77%	26.61%	41.56%	14.16%	3.98%	0.82%	0.21%	0.06%	0.02%	0.01%	0.00%			

Total Vehicles : 1322310

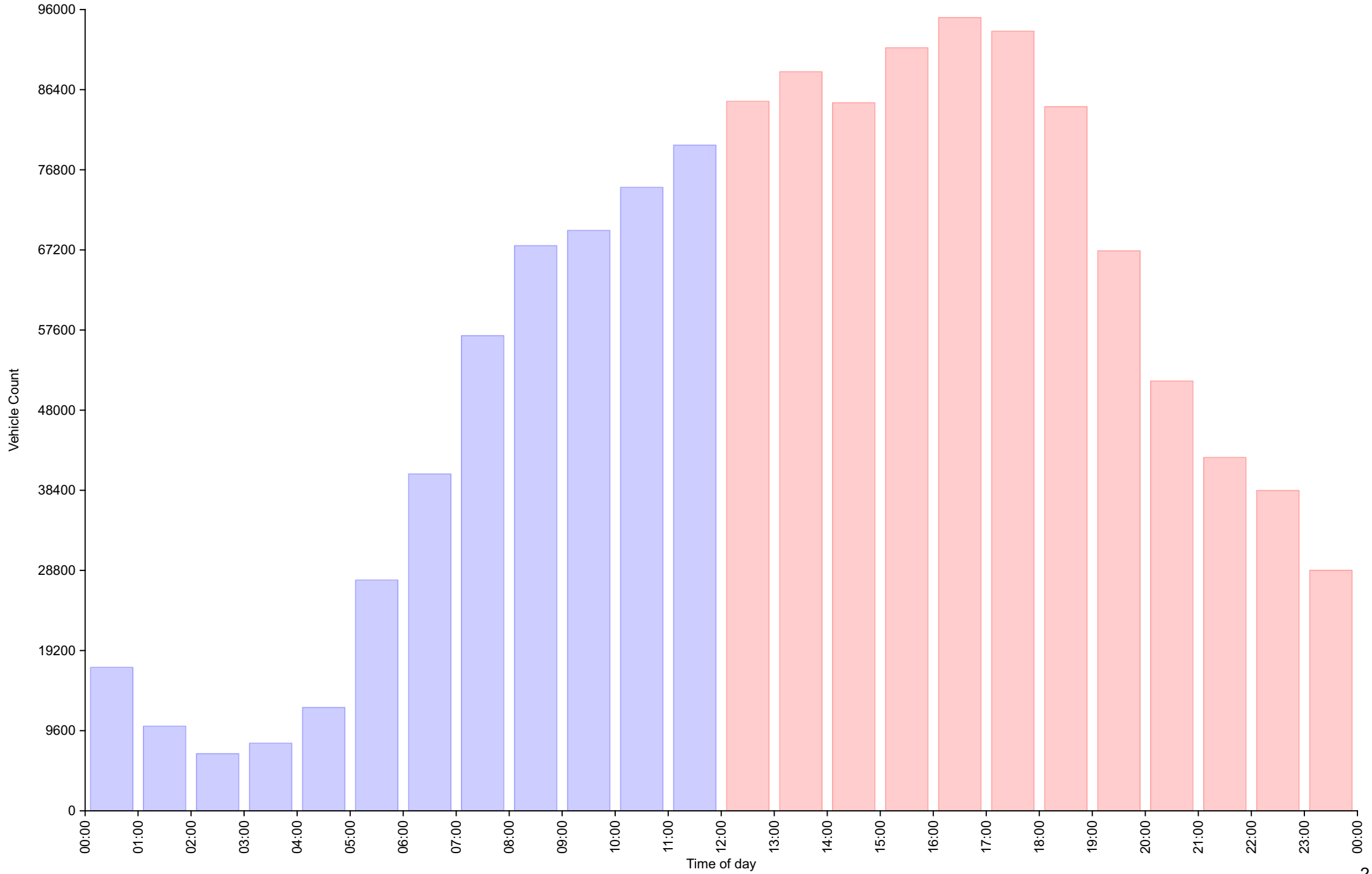
30th Percentile : 27.9 MPH
 50th Percentile : 30.1 MPH
 85th Percentile : 35.0 MPH
 95th Percentile : 39.1 MPH

Average Speed : 30.3 MPH
 Highest Speed : 85.0 MPH

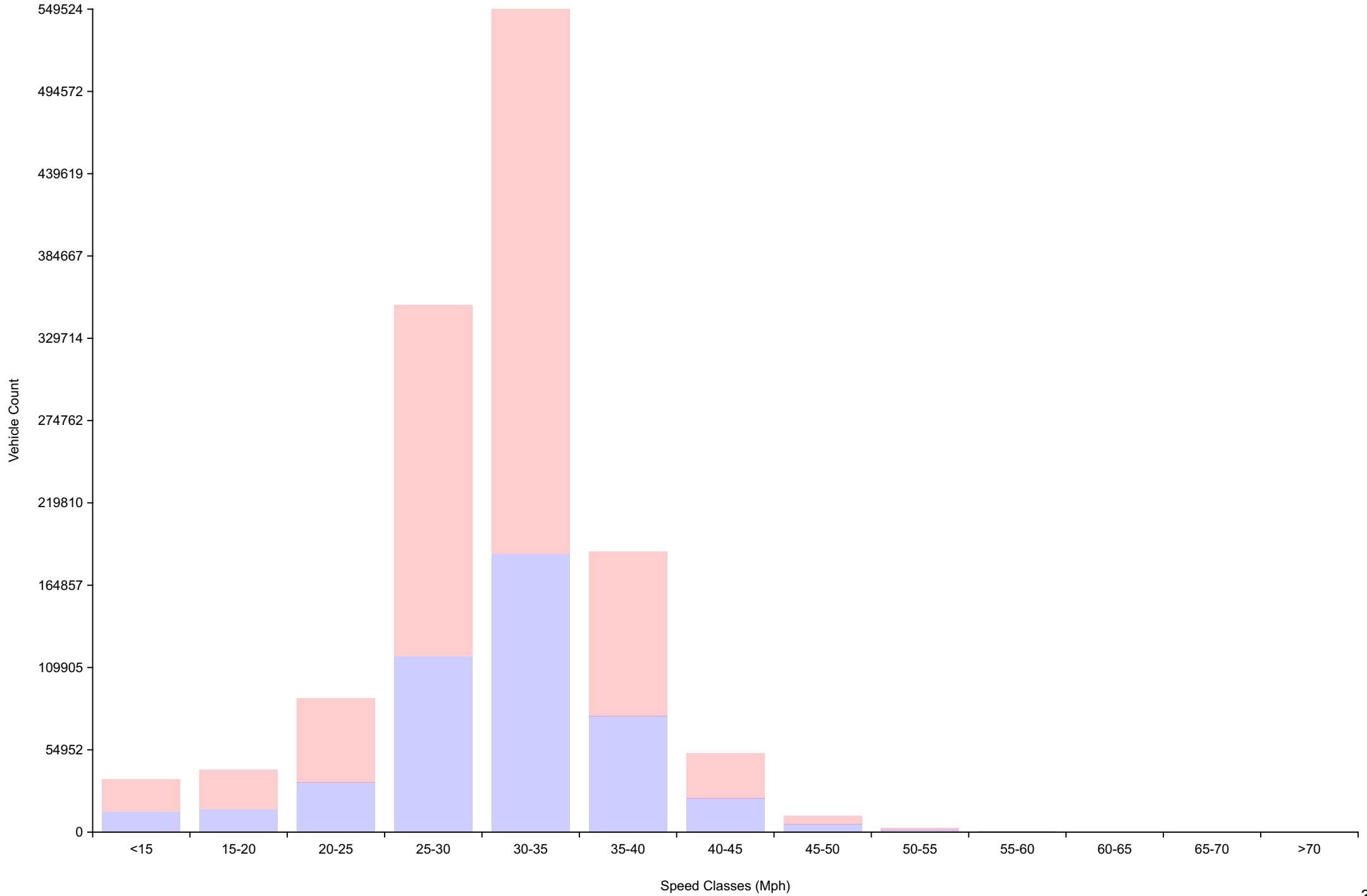
Total Over Speed Limit : 3.8 % (50246 / 1322310)

Vehicle Counts By Hour

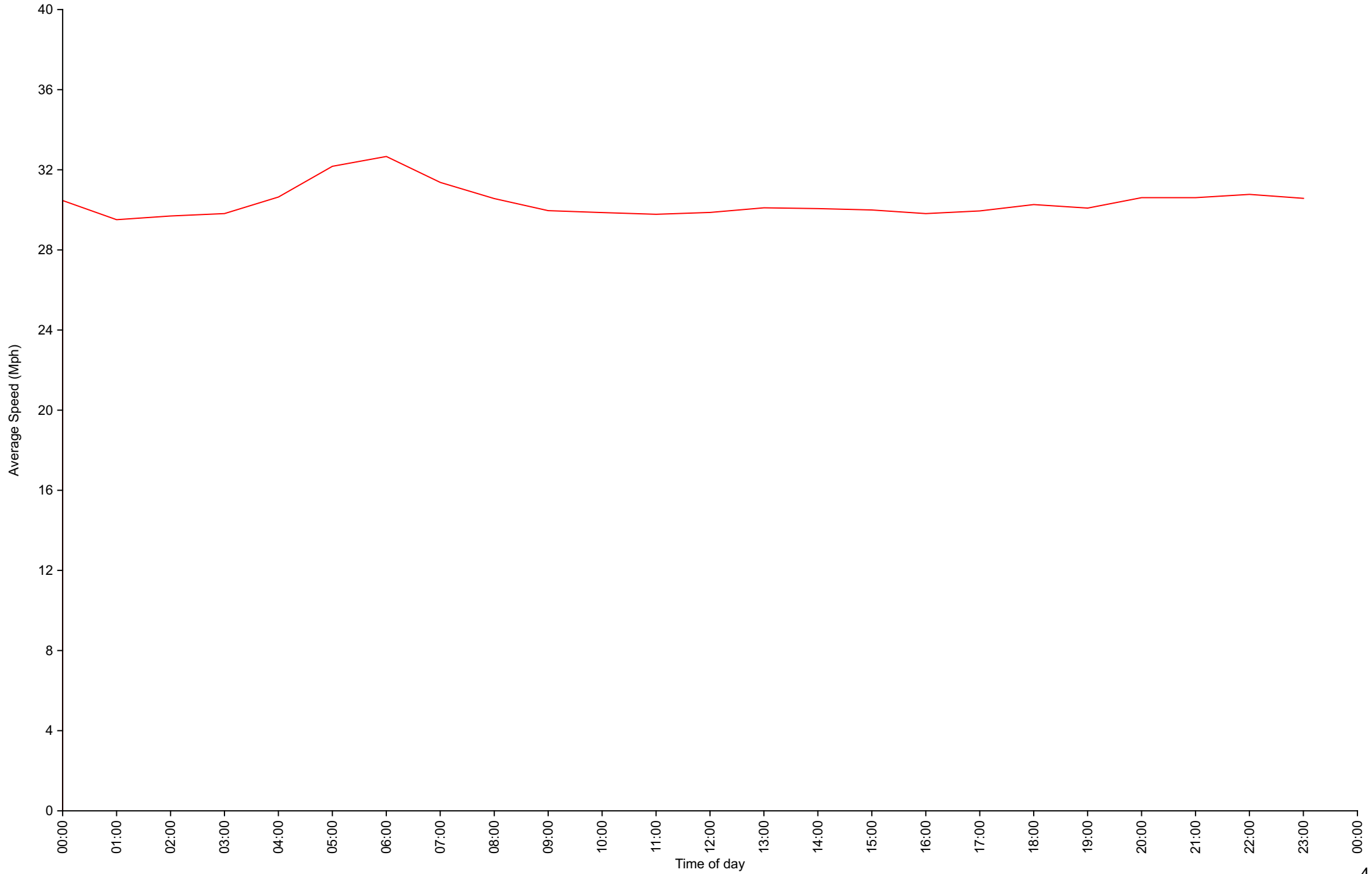
(60 Minute Resolution)



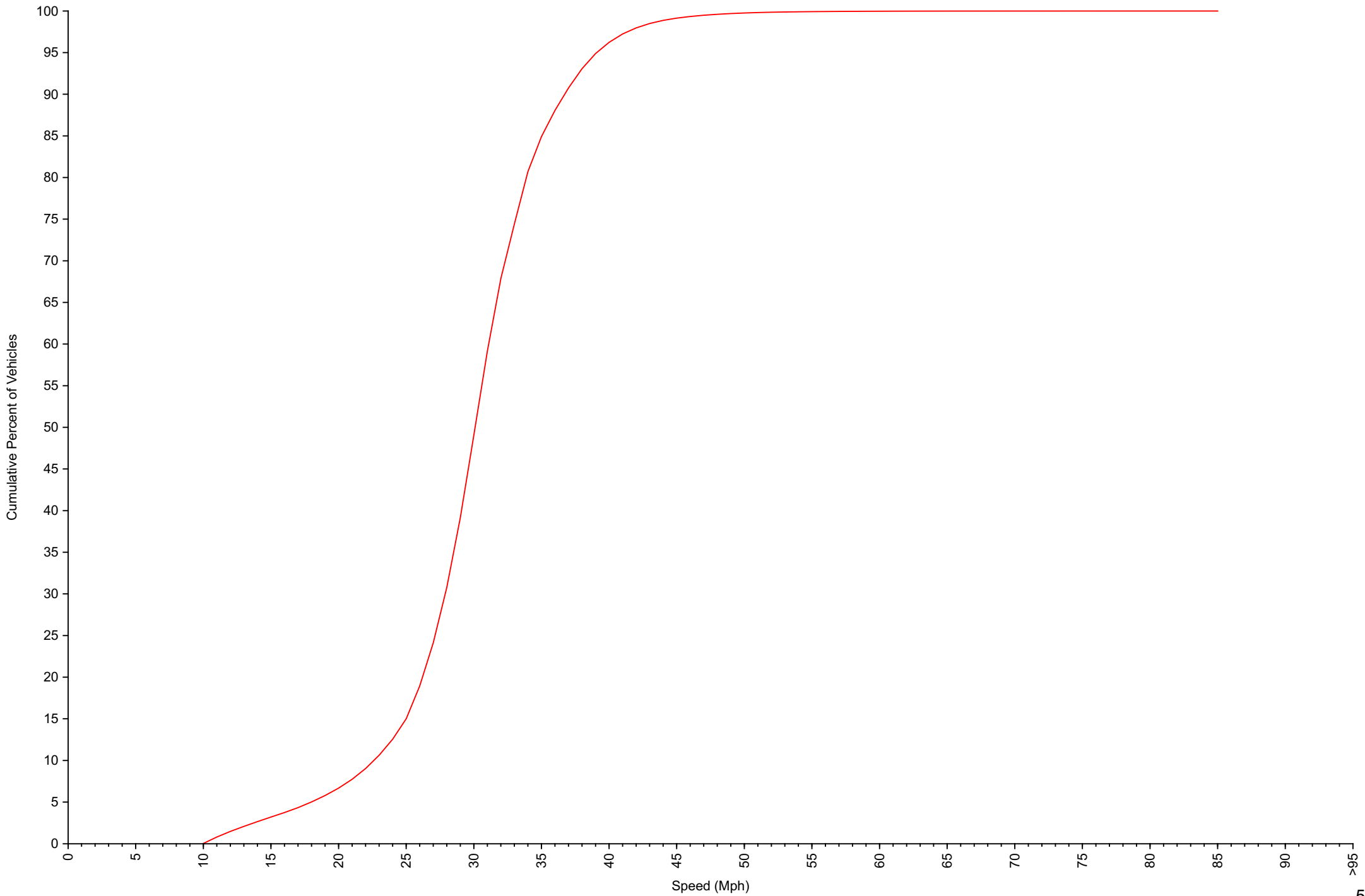
Vehicle Counts By Speed Class



Average Speed By Hour (60 Minute Resolution)



Cumulative Speed Distribution Curve



Voltage by hour
(5 Minute Resolution)

