

Traffic Report for Site 4 8/2/15 to 24/6/15

Sites: Site 04 (Knutsford Road) Solar Panel Assembly

Dates: Sun Feb 8 2015 - Wed Jun 24 2015

Directions: Southbound

Vehicle Speed Classes (Mph)

	<15	15 20	20 25	25 30	30 35	35 40	40 45	45 50	50 55	55 60	60 65	65 70	>70	Total	85th Percentile
00:00	36	259	580	1084	1339	757	274	76	30	10	6	3	0	4454	37.0
01:00	21	163	368	620	784	426	163	57	15	4	2	2	0	2625	36.6
02:00	31	146	280	442	548	303	123	40	13	2	3	0	1	1932	36.6
03:00	16	155	286	471	557	397	122	37	10	4	1	1	0	2057	36.7
04:00	43	177	282	639	852	649	335	107	15	3	1	1	0	3104	39.0
05:00	73	169	418	1174	1869	1674	843	325	77	17	9	1	0	6649	40.2
06:00	103	255	659	1843	2795	2471	1331	436	92	25	7	5	0	10022	40.2
07:00	198	481	1557	3627	6308	3776	1729	412	90	11	3	0	1	18193	38.3
08:00	440	864	2071	4688	7505	3880	1579	344	50	9	7	0	0	21437	37.2
09:00	574	1193	2176	4919	6372	3849	1427	276	52	12	2	1	0	20853	37.0
10:00	512	1116	2441	5278	7194	3982	1328	252	49	10	1	1	0	22164	36.6
11:00	477	1020	2587	5426	8006	4209	1394	226	48	9	4	0	0	23406	36.5
12:00	500	1135	2791	6172	9070	4201	1512	253	38	11	2	2	0	25687	36.3
13:00	483	1192	2719	6167	9033	4216	1561	308	53	12	2	1	2	25749	36.4
14:00	424	1150	2842	6525	9206	4289	1410	229	50	12	2	2	0	26141	36.1
15:00	507	1137	3079	7313	10914	4324	1537	273	49	9	1	0	0	29143	35.8
16:00	776	1292	3159	7203	12555	4441	1755	285	69	10	5	1	0	31551	35.8
17:00	931	1245	2721	6672	12548	4257	1729	334	81	20	7	0	0	30545	36.0
18:00	614	1172	2213	5594	9105	4337	1802	363	81	18	9	3	0	25311	37.0
19:00	457	946	1691	3856	5652	3654	1450	340	64	16	13	3	0	18142	37.6
20:00	215	664	1381	3133	3954	2946	1090	280	97	23	9	4	4	13800	37.8
21:00	185	628	1487	3044	3517	2372	859	203	53	23	3	1	0	12375	37.2
22:00	136	518	1104	2569	3020	2097	833	224	55	22	5	1	1	10585	37.6
23:00	78	329	786	1732	2126	1385	505	140	40	11	5	4	0	7141	37.1
AM Total	2524	5998	13705	30211	44129	26373	10648	2588	541	116	46	15	2		
PM Total	5306	11408	25973	59980	90700	42519	16043	3232	730	187	63	22	7		
Total	7830	17406	39678	90191	134829	68892	26691	5820	1271	303	109	37	9		
Percent	1.99%	4.43%	10.09%	22.95%	34.30%	17.53%	6.79%	1.48%	0.32%	0.08%	0.03%	0.01%	0.00%		

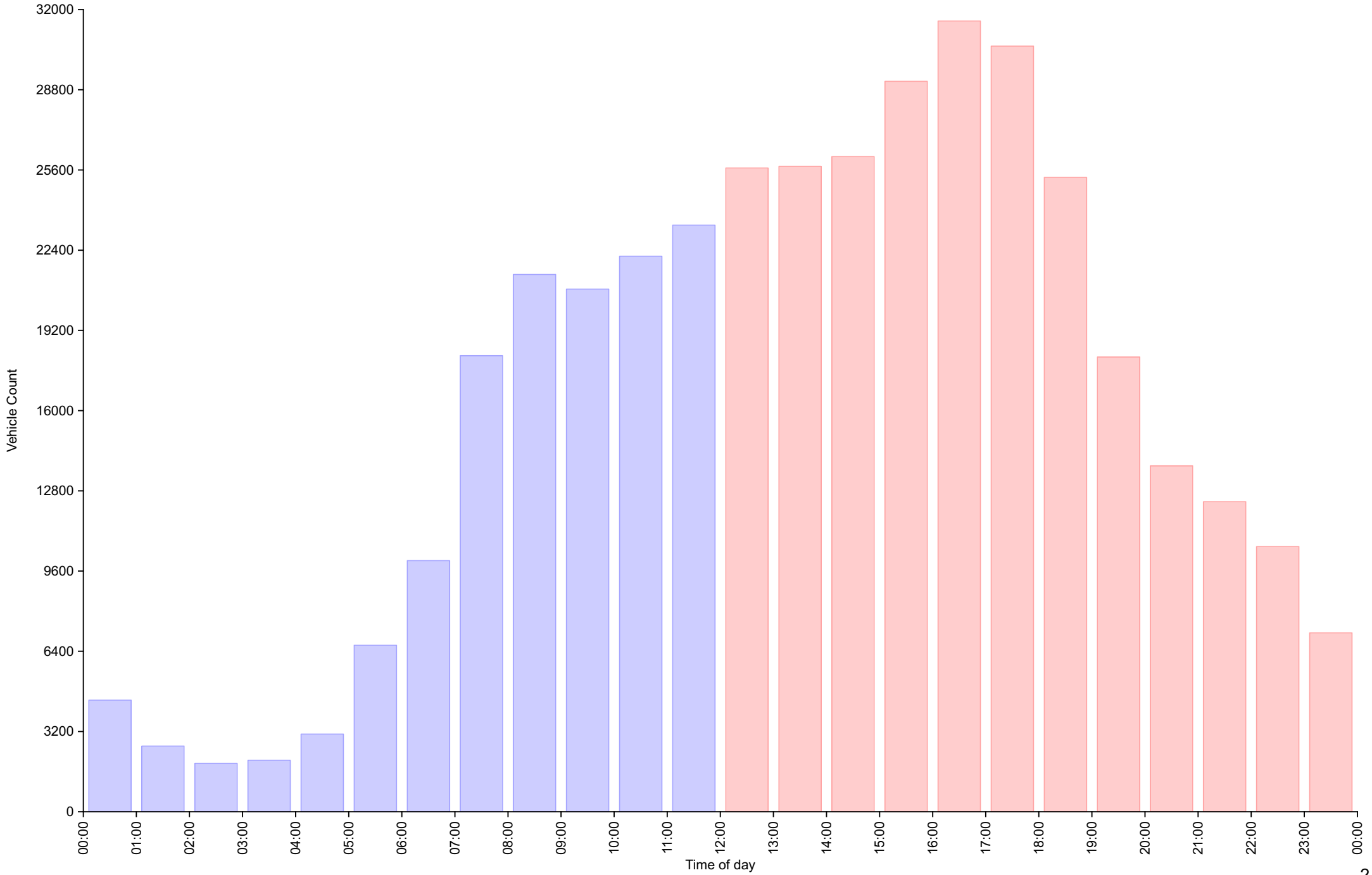
Total Vehicles : 393066

30th Percentile : 27.5 MPH
 50th Percentile : 30.3 MPH
 85th Percentile : 36.9 MPH
 95th Percentile : 40.9 MPH

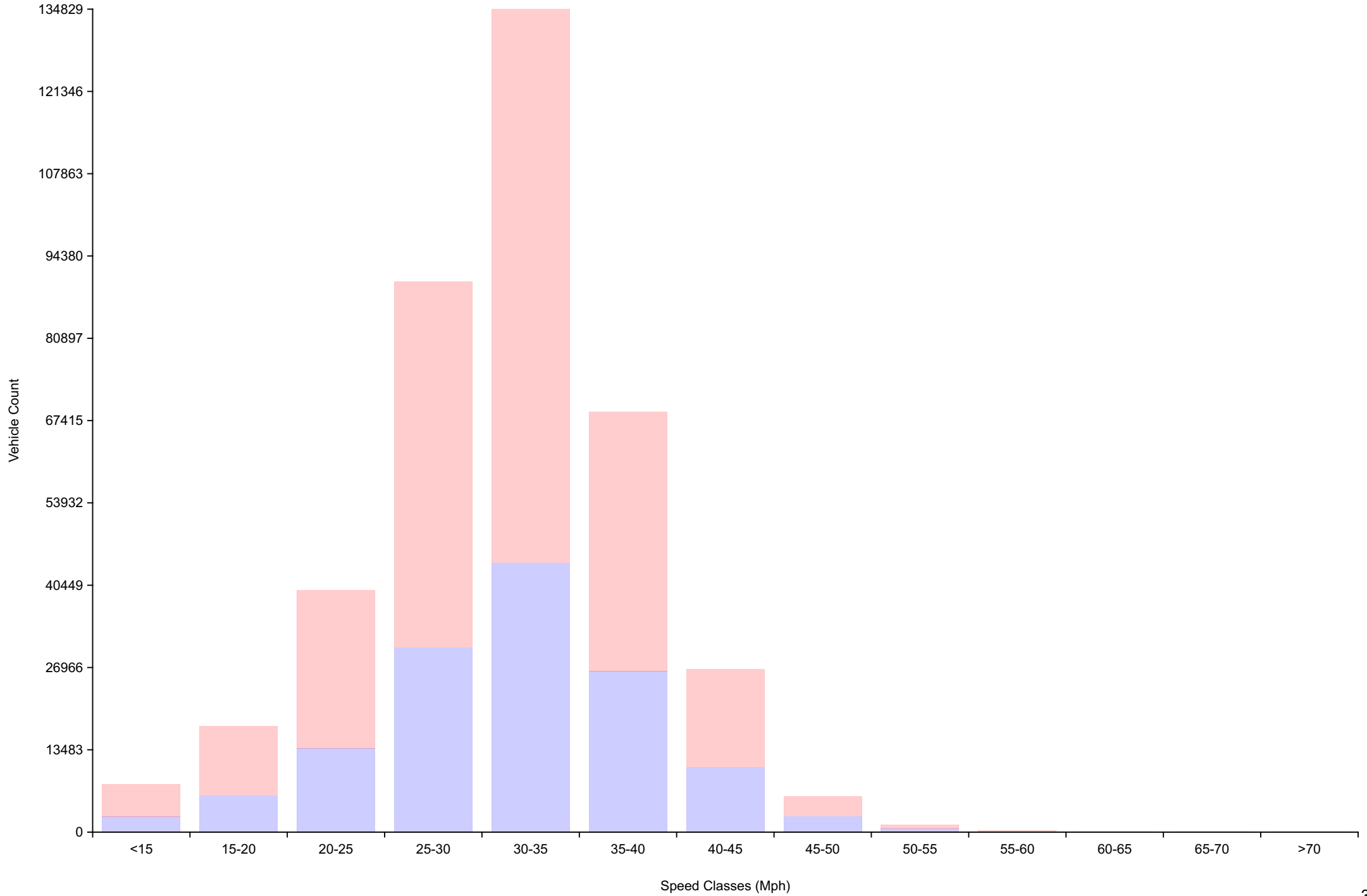
Average Speed : 30.6 MPH
 Highest Speed : 83.0 MPH

Total Over Speed Limit : 56.1 % (220619 / 393066)

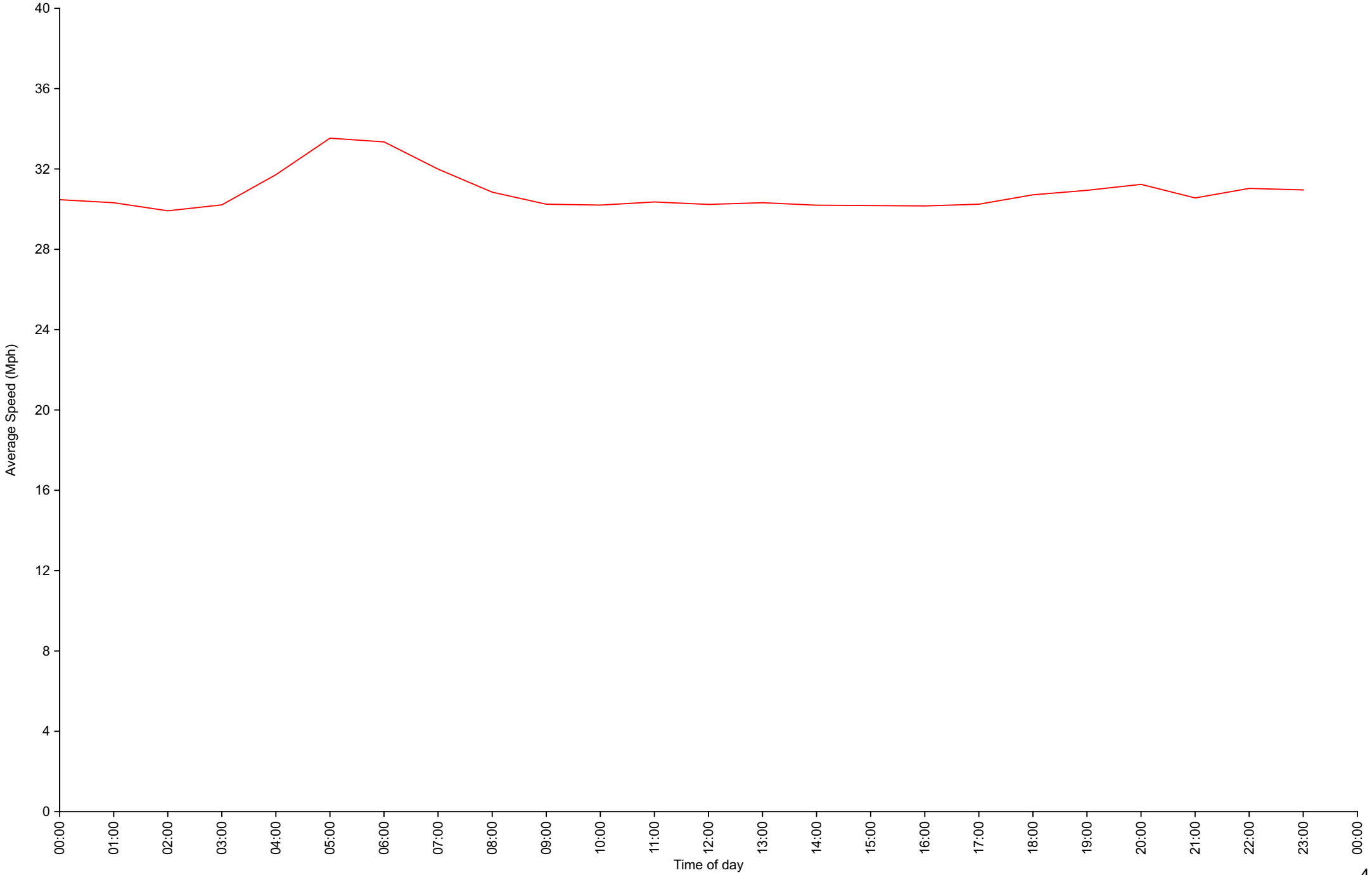
Vehicle Counts By Hour (60 Minute Resolution)



Vehicle Counts By Speed Class



Average Speed By Hour (60 Minute Resolution)



Cumulative Speed Distribution Curve

