

Traffic Report

Sites:Site 04 (Knutsford Rd facing North) Solar Panel Assembly

Dates:Tue Oct 18 2016 - Fri Jun 9 2017

Directions:Northbound

Vehicle Speed Classes (Mph)

	<15	15 20	20 25	25 30	30 35	35 40	40 45	45 50	50 55	55 60	60 65	65 70	>70	Total	85th Percentile	Average Voltage
00:00	13	18	96	504	545	278	119	41	9	2	1	1	0	1627	37.3	10.56V
01:00	1	0	41	235	266	180	73	19	7	1	1	0	0	824	38.2	10.56V
02:00	2	5	27	160	175	137	50	28	14	4	0	0	0	602	39.7	10.55V
03:00	2	5	52	225	222	149	45	14	1	0	1	0	0	716	37.0	10.55V
04:00	16	9	57	264	335	236	99	34	5	2	0	0	0	1057	38.5	10.55V
05:00	4	7	70	373	642	574	299	100	28	1	0	0	0	2098	40.5	10.53V
06:00	27	15	107	542	1228	1150	405	106	16	0	0	0	0	3596	38.9	10.46V
07:00	10	9	183	810	2181	1488	493	107	9	1	0	0	0	5291	38.0	10.47V
08:00	105	99	525	2393	5431	2831	950	188	21	3	2	0	0	12548	36.9	10.42V
09:00	259	223	996	4317	10272	4245	1301	232	35	5	1	1	0	21887	36.2	10.25V
10:00	337	210	1343	5415	11825	4299	1276	199	11	2	1	0	0	24918	35.5	10.87V
11:00	300	261	1566	5930	13544	4629	1386	213	16	3	0	0	1	27849	35.4	10.38V
12:00	602	315	1691	6091	13437	4911	1338	235	17	3	0	0	0	28640	35.2	10.40V
13:00	455	285	1347	5053	12587	4475	1296	183	18	6	0	0	0	25705	35.5	10.25V
14:00	756	397	1068	3806	9087	2987	868	118	10	0	0	0	0	19097	35.2	10.25V
15:00	789	391	798	2673	6578	2223	587	99	7	1	0	0	0	14146	35.0	10.27V
16:00	1689	647	698	1695	2636	1031	255	31	13	0	0	0	0	8695	34.1	10.40V
17:00	1527	509	390	1023	1824	701	195	25	4	0	0	0	0	6198	34.0	10.42V
18:00	355	190	473	1663	3517	1500	386	68	3	0	0	0	0	8155	35.6	10.29V
19:00	76	34	260	1142	2781	1529	407	78	15	3	0	0	0	6325	36.7	10.25V
20:00	16	14	167	805	1706	1333	420	93	17	1	0	0	0	4572	38.1	10.59V
21:00	2	7	128	633	1335	1011	367	51	8	1	0	0	0	3543	38.0	10.55V
22:00	5	11	160	852	1416	912	294	63	9	1	1	0	0	3724	37.4	10.59V
23:00	23	51	210	863	1022	539	201	55	8	2	1	0	0	2975	36.7	10.57V
AM Total	1076	861	5063	21168	46666	20196	6496	1281	172	24	7	2	1			
PM Total	6295	2851	7390	26299	57926	23152	6614	1099	129	18	2	0	0			
Total	7371	3712	12453	47467	104592	43348	13110	2380	301	42	9	2	1			
Percent	3.14%	1.58%	5.30%	20.22%	44.55%	18.46%	5.58%	1.01%	0.13%	0.02%	0.00%	0.00%	0.00%			

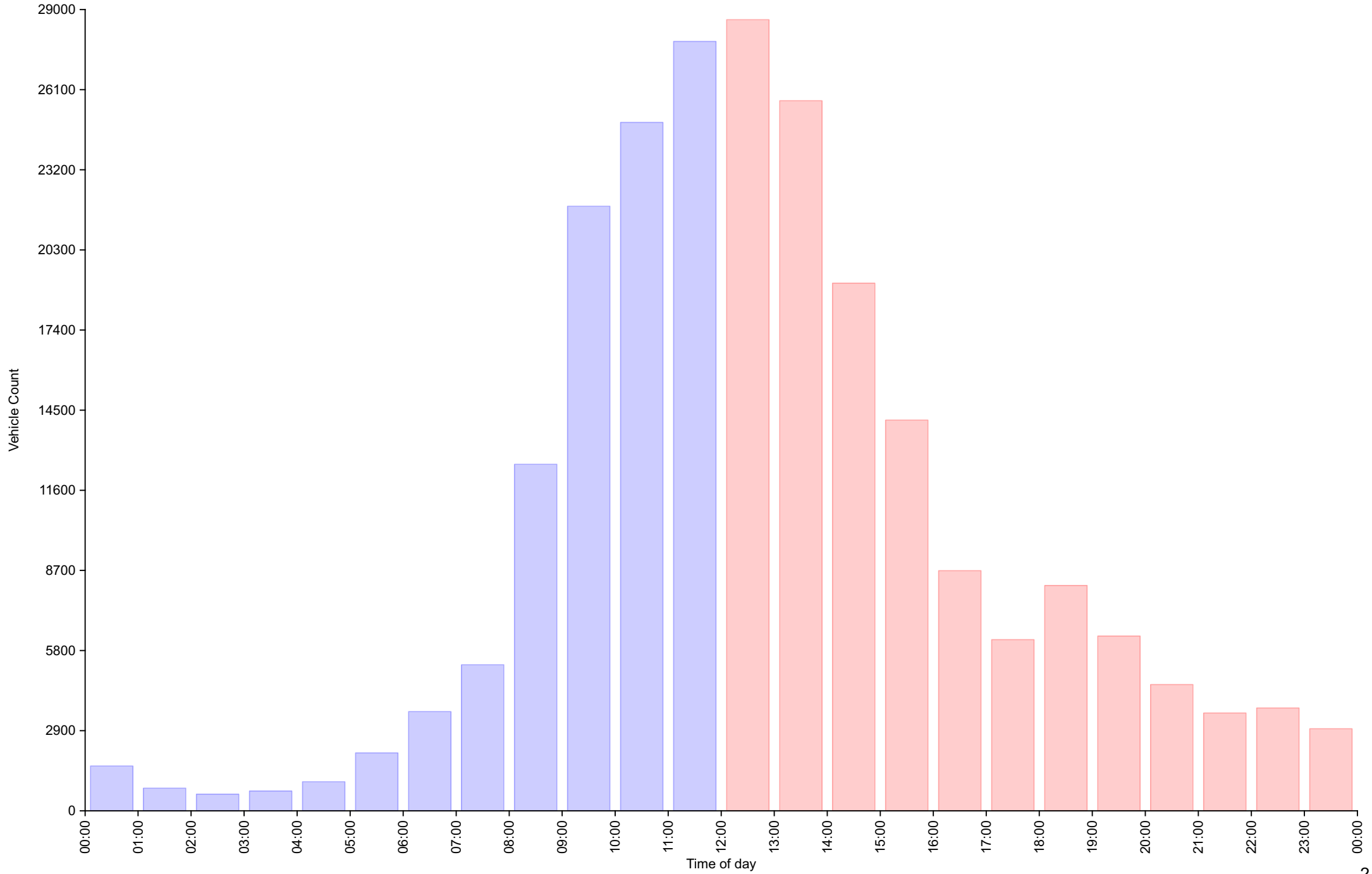
Total Vehicles : 234788

30th Percentile : 29.0 MPH
 50th Percentile : 31.2 MPH
 85th Percentile : 35.9 MPH
 95th Percentile : 40.0 MPH

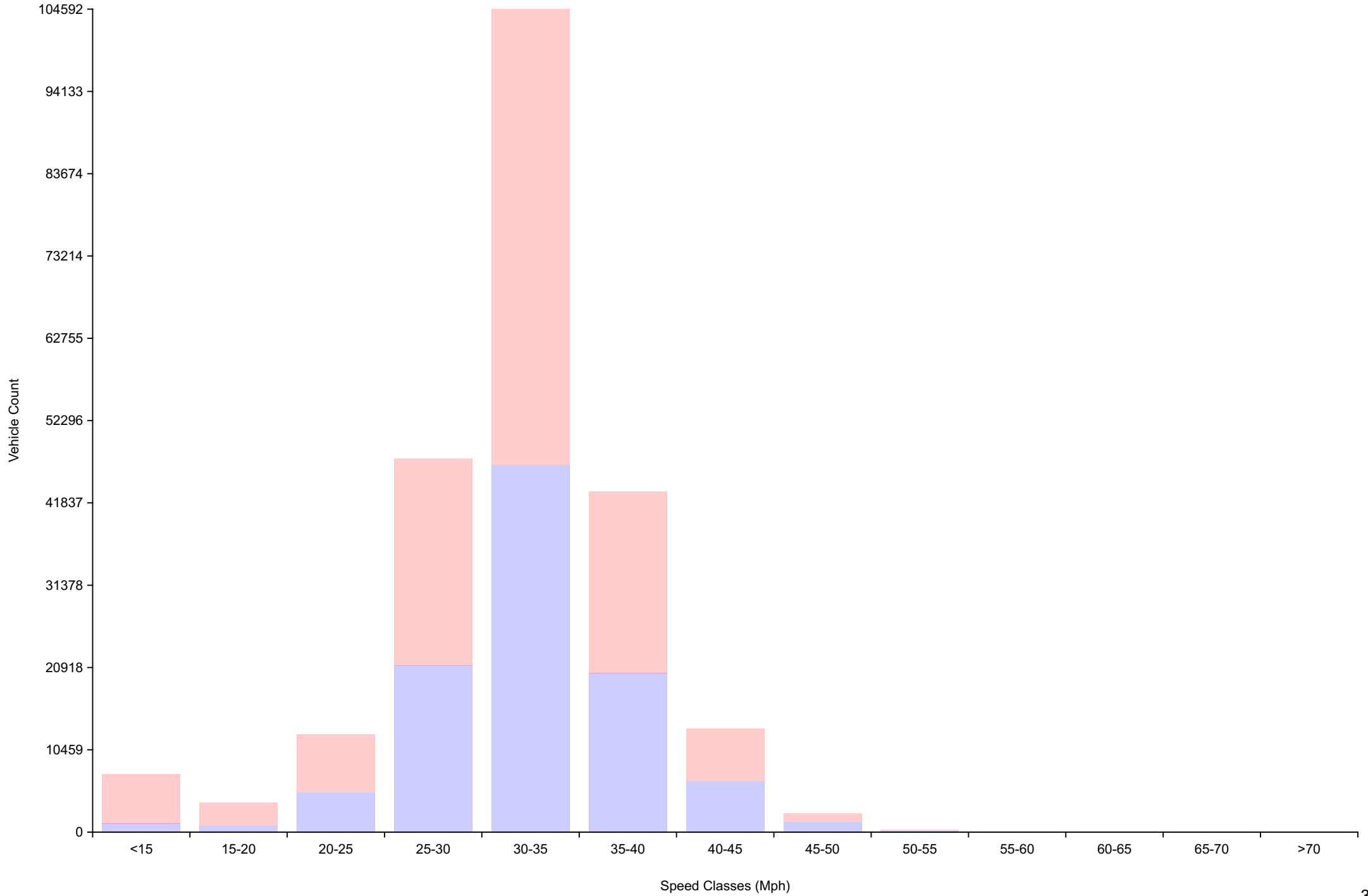
Average Speed : 31.2 MPH
 Highest Speed : 88.0 MPH

Total Over Speed Limit : 65.1 % (152854 / 234788)

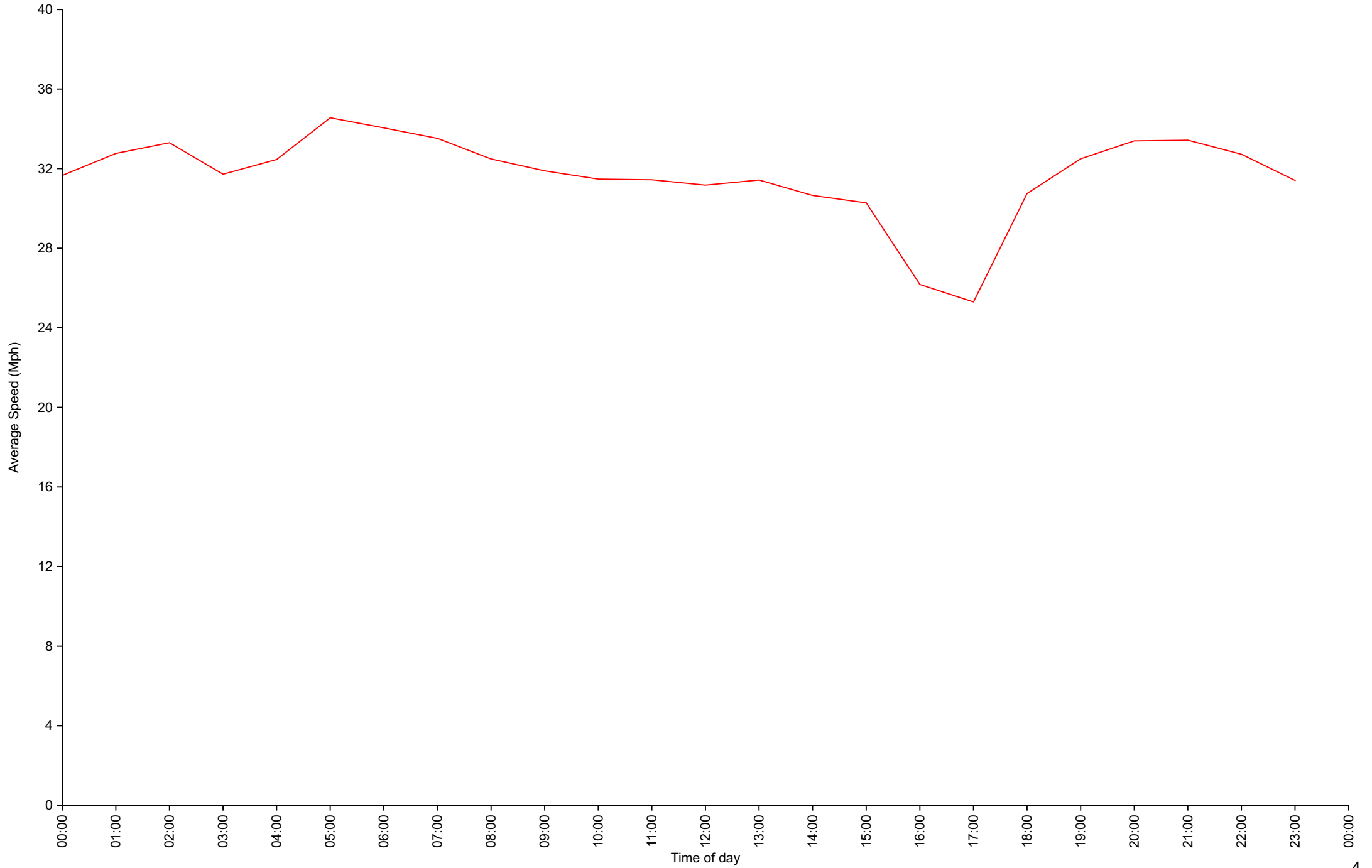
Vehicle Counts By Hour (60 Minute Resolution)



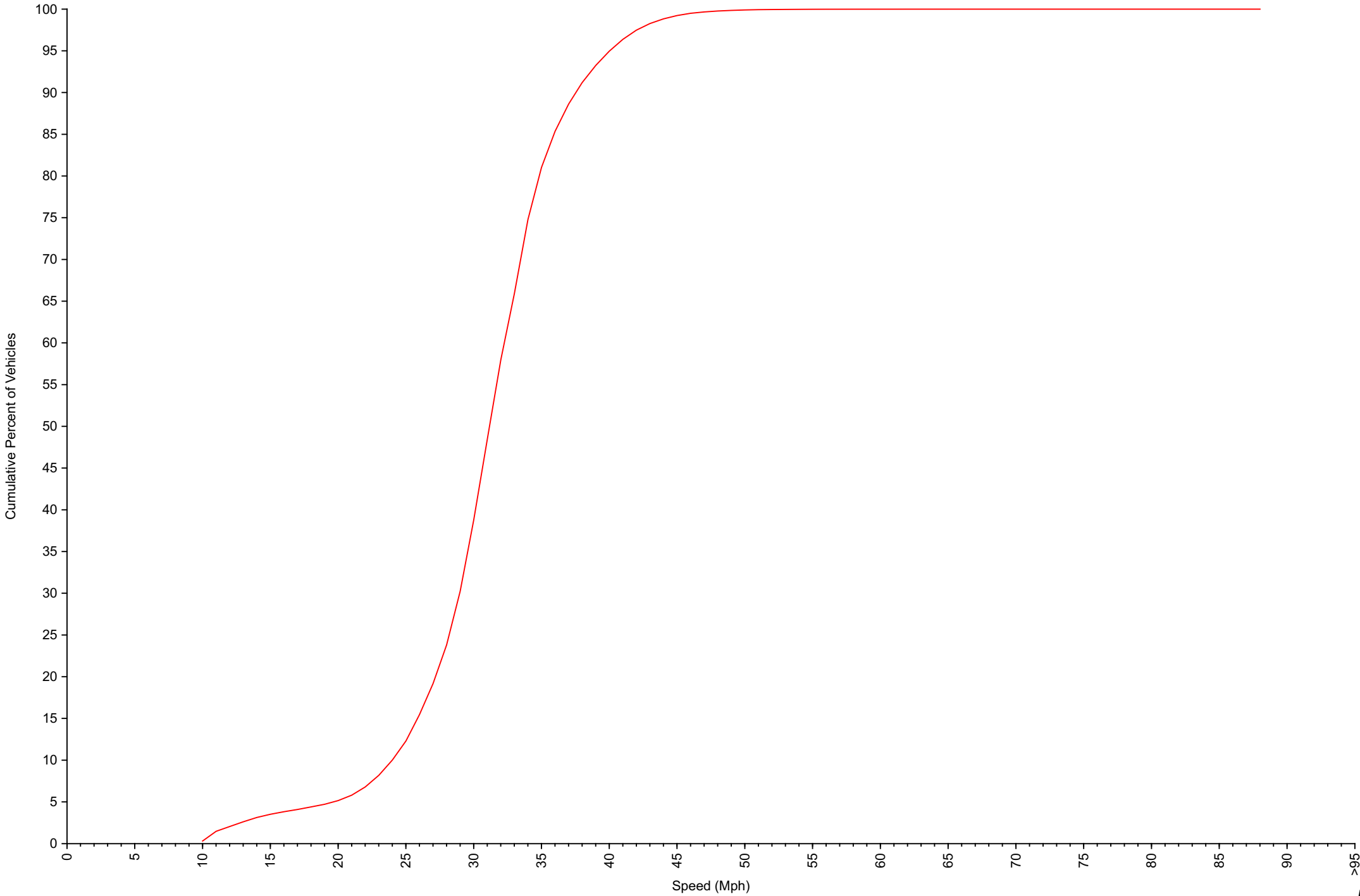
Vehicle Counts By Speed Class



Average Speed By Hour (60 Minute Resolution)



Cumulative Speed Distribution Curve



Voltage by hour
(5 Minute Resolution)

