

Traffic Report

Sites:Site 04 (Knutsford Rd facing North) Solar Panel Assembly

Dates:Mon Jun 11 2018 - Wed Oct 31 2018

Directions:Northbound

Vehicle Speed Classes (Mph)

| | <15 | 15 20 | 20 25 | 25 30 | 30 35 | 35 40 | 40 45 | 45 50 | 50 55 | 55 60 | 60 65 | 65 70 | >70 | Total | 85th Percentile | Average Voltage |
|----------|-------------|-------------|-------------|-------------|---------------|--------------|-------------|-------------|-------------|------------|------------|-----------|-----------|--------------|--------------------|--------------------|
| 00:00 | 28 | 31 | 207 | 854 | 1510 | 2643 | 2359 | 1575 | 830 | 266 | 108 | 38 | 26 | 10475 | 47.8 | 10.55V |
| 01:00 | 19 | 26 | 122 | 532 | 960 | 1516 | 1426 | 1326 | 743 | 276 | 105 | 58 | 16 | 7125 | 49.7 | 10.53V |
| 02:00 | 16 | 19 | 84 | 416 | 738 | 1241 | 1152 | 1071 | 630 | 199 | 75 | 32 | 17 | 5690 | 49.7 | 10.55V |
| 03:00 | 30 | 42 | 146 | 608 | 1036 | 1730 | 2052 | 2042 | 876 | 249 | 93 | 28 | 6 | 8938 | 48.7 | 10.55V |
| 04:00 | 66 | 80 | 161 | 760 | 1464 | 2621 | 2598 | 2127 | 1055 | 409 | 131 | 42 | 17 | 11531 | 48.8 | 10.54V |
| 05:00 | 194 | 165 | 350 | 1438 | 2735 | 5174 | 4555 | 3812 | 2021 | 745 | 249 | 66 | 24 | 21528 | 48.8 | 10.55V |
| 06:00 | 220 | 256 | 670 | 2938 | 6009 | 9640 | 6296 | 3987 | 1672 | 508 | 103 | 41 | 23 | 32363 | 45.8 | 10.42V |
| 07:00 | 155 | 189 | 1046 | 4637 | 10503 | 12594 | 5230 | 2804 | 961 | 240 | 81 | 19 | 4 | 38463 | 42.0 | 10.46V |
| 08:00 | 255 | 251 | 1488 | 5963 | 14175 | 13532 | 4486 | 2208 | 656 | 160 | 25 | 12 | 1 | 43212 | 39.9 | 12.48V |
| 09:00 | 515 | 505 | 1918 | 7163 | 18924 | 14710 | 4468 | 2062 | 521 | 86 | 13 | 5 | 3 | 50893 | 38.7 | 10.38V |
| 10:00 | 647 | 539 | 2445 | 8665 | 23791 | 15118 | 4725 | 1939 | 476 | 75 | 16 | 1 | 2 | 58439 | 37.9 | 10.44V |
| 11:00 | 1195 | 1066 | 2810 | 9708 | 25364 | 15833 | 4351 | 1944 | 504 | 84 | 18 | 5 | 0 | 62882 | 37.5 | 10.40V |
| 12:00 | 1515 | 1389 | 3033 | 8757 | 24406 | 15682 | 4576 | 1922 | 520 | 82 | 24 | 3 | 2 | 61911 | 37.7 | 10.49V |
| 13:00 | 1632 | 1800 | 2965 | 8386 | 23594 | 16072 | 4423 | 2021 | 471 | 89 | 30 | 5 | 5 | 61493 | 37.8 | 10.60V |
| 14:00 | 1851 | 1628 | 3208 | 8454 | 26078 | 17052 | 4329 | 2015 | 469 | 68 | 18 | 4 | 2 | 65176 | 37.4 | 10.43V |
| 15:00 | 2489 | 2256 | 3120 | 7621 | 23512 | 16654 | 3991 | 1794 | 432 | 86 | 20 | 6 | 1 | 61982 | 37.4 | 10.40V |
| 16:00 | 4887 | 4190 | 3723 | 6523 | 17126 | 12362 | 3118 | 1407 | 341 | 64 | 13 | 4 | 2 | 53760 | 36.8 | 10.55V |
| 17:00 | 4720 | 3509 | 2733 | 5321 | 12955 | 13709 | 4021 | 1653 | 521 | 109 | 22 | 4 | 1 | 49278 | 38.2 | 10.60V |
| 18:00 | 1148 | 1028 | 1909 | 5521 | 16622 | 21087 | 6567 | 3055 | 928 | 251 | 58 | 12 | 12 | 58198 | 40.2 | 10.59V |
| 19:00 | 317 | 236 | 1280 | 4499 | 11628 | 17963 | 7845 | 3453 | 1306 | 358 | 83 | 33 | 11 | 49012 | 42.0 | 10.59V |
| 20:00 | 174 | 173 | 966 | 3456 | 7734 | 12157 | 6384 | 3510 | 1311 | 376 | 112 | 36 | 28 | 36417 | 43.9 | 10.57V |
| 21:00 | 106 | 91 | 870 | 3276 | 7009 | 10533 | 5638 | 3106 | 1195 | 379 | 124 | 33 | 18 | 32378 | 44.0 | 10.57V |
| 22:00 | 106 | 73 | 837 | 2862 | 6164 | 9473 | 5605 | 3028 | 1160 | 368 | 110 | 31 | 24 | 29841 | 44.4 | 10.57V |
| 23:00 | 60 | 58 | 481 | 1672 | 3181 | 6262 | 4079 | 2309 | 1013 | 309 | 95 | 35 | 25 | 19579 | 45.8 | 10.58V |
| AM Total | 3340 | 3169 | 11447 | 43682 | 107209 | 96352 | 43698 | 26897 | 10945 | 3297 | 1017 | 347 | 139 | | | |
| PM Total | 19005 | 16431 | 25125 | 66348 | 180009 | 169006 | 60576 | 29273 | 9667 | 2539 | 709 | 206 | 131 | | | |
| Total | 22345 | 19600 | 36572 | 110030 | 287218 | 265358 | 104274 | 56170 | 20612 | 5836 | 1726 | 553 | 270 | | | |
| Percent | 2.40% | 2.11% | 3.93% | 11.82% | 30.86% | 28.52% | 11.21% | 6.04% | 2.22% | 0.63% | 0.19% | 0.06% | 0.03% | | | |

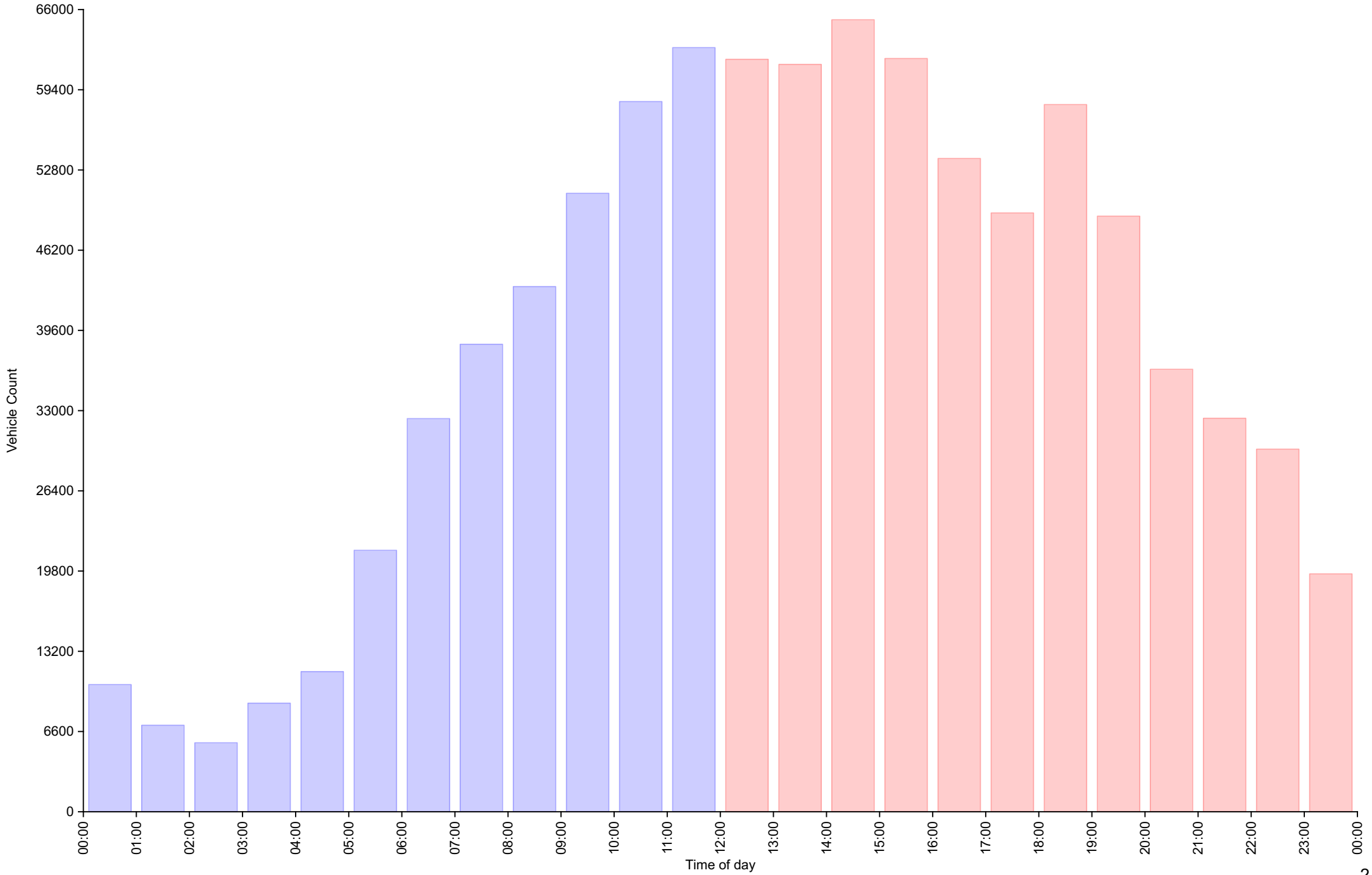
Total Vehicles : 930564

30th Percentile : 31.1 MPH
 50th Percentile : 33.9 MPH
 85th Percentile : 40.9 MPH
 95th Percentile : 47.1 MPH

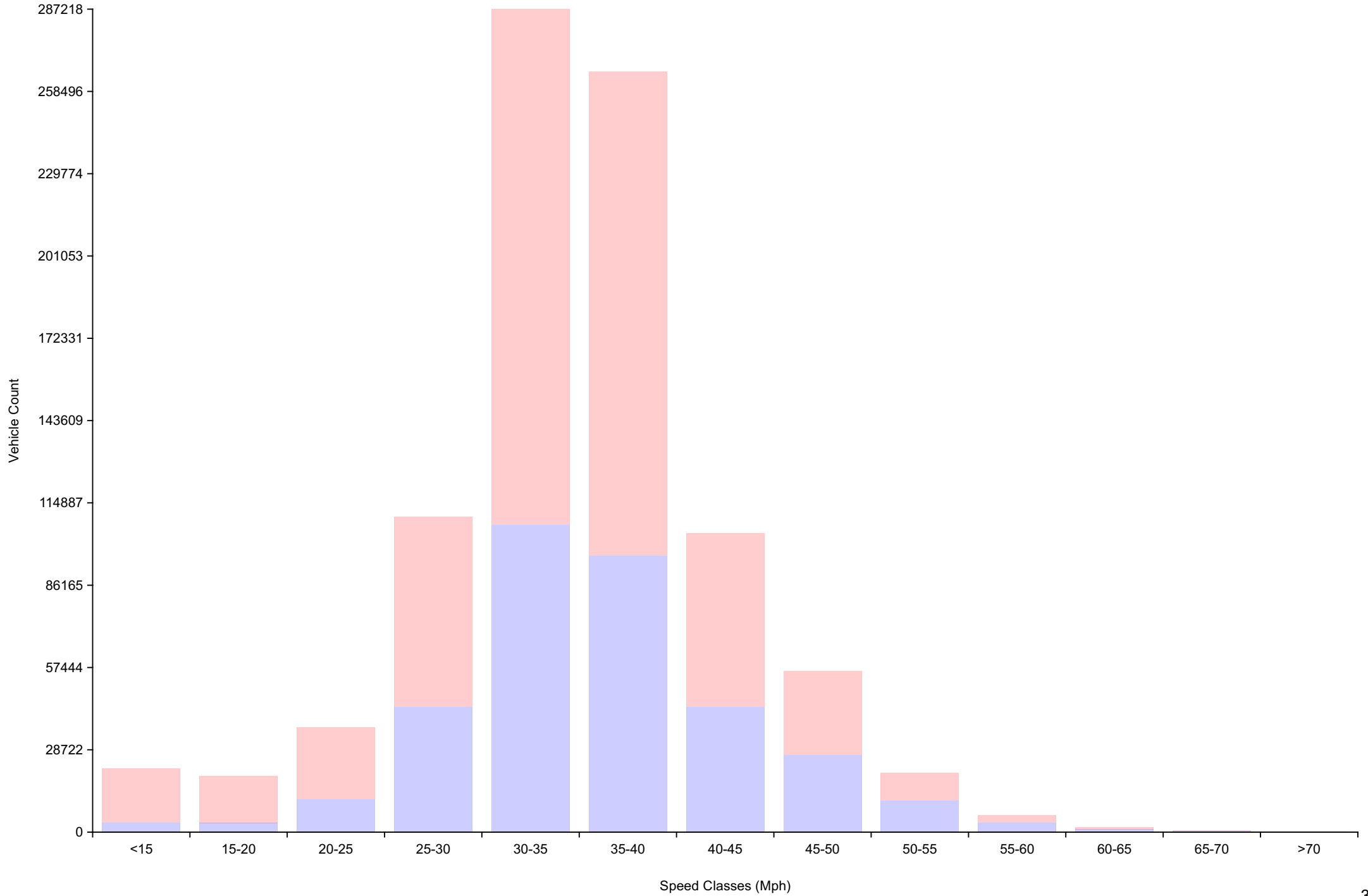
Average Speed : 34.4 MPH
 Highest Speed : 92.0 MPH

Total Over Speed Limit : 77.4 % (720605 / 930564)

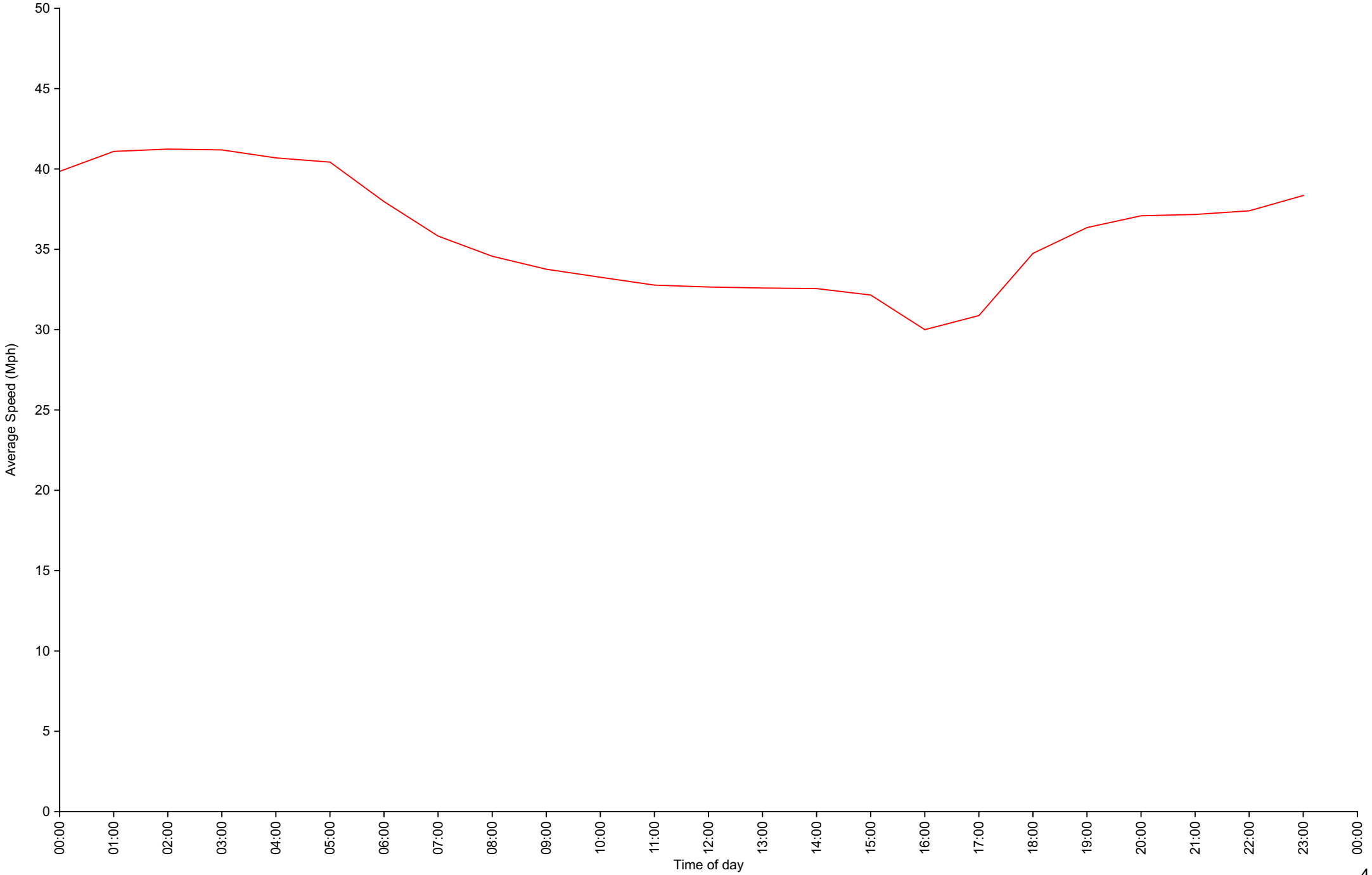
Vehicle Counts By Hour (60 Minute Resolution)



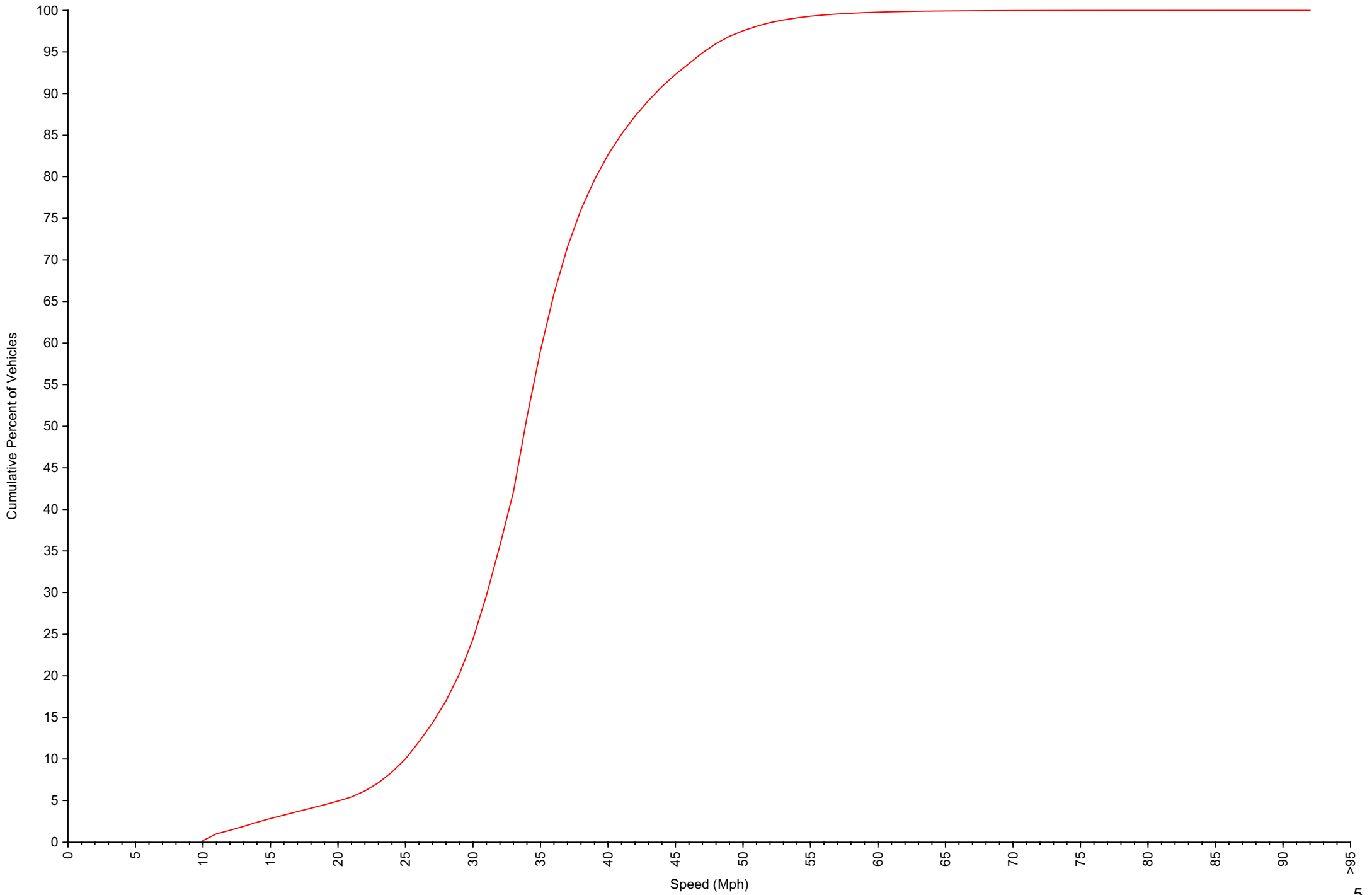
Vehicle Counts By Speed Class



Average Speed By Hour (60 Minute Resolution)



Cumulative Speed Distribution Curve



Voltage by hour
(5 Minute Resolution)

