

# Traffic Report

Sites:Site 06 (Middlewich Rd opposite Garage) Solar Panel Assembly

Dates:Sun Oct 16 2016 - Sun Feb 12 2017

Directions:Eastbound

## Vehicle Speed Classes (Mph)

	<15	15 20	20 25	25 30	30 35	35 40	40 45	45 50	50 55	55 60	60 65	65 70	>70	Total	85th Percentile	Average Voltage
00:00	33	49	168	820	1234	983	421	201	64	10	5	1	0	3989	39.8	12.02V
01:00	18	19	56	477	828	646	341	132	49	8	<b>11</b>	3	0	2588	40.8	12.02V
02:00	13	23	60	357	562	443	270	128	40	12	1	3	0	1912	41.7	12.03V
03:00	12	41	72	401	628	627	326	163	39	<b>15</b>	3	0	<b>1</b>	2328	<b>41.7</b>	12.02V
04:00	50	25	82	518	967	932	428	177	46	13	5	2	0	3245	40.8	12.02V
05:00	112	144	324	1467	2378	1831	852	279	<b>82</b>	15	7	<b>4</b>	0	7495	39.5	12.03V
06:00	758	632	1007	4111	4820	2907	<b>1101</b>	<b>330</b>	82	15	1	3	1	15768	37.0	12.02V
07:00	1296	1440	2859	9182	8458	3052	926	180	59	12	0	0	0	27464	34.1	12.02V
08:00	<b>1463</b>	<b>1709</b>	<b>2899</b>	9689	6882	2646	825	167	37	4	0	0	0	26321	33.7	12.01V
09:00	1357	1373	2476	10296	8672	3179	974	230	47	9	2	0	0	28615	34.2	11.99V
10:00	1307	1408	2373	10162	8941	3073	947	183	36	3	4	1	0	28438	34.0	11.93V
11:00	1295	1401	2425	<b>10451</b>	<b>9004</b>	<b>3208</b>	956	183	28	8	1	0	1	<b>28961</b>	34.0	12.85V
12:00	1498	1552	2904	10601	8994	3233	1002	198	22	8	1	0	0	30013	34.0	12.11V
13:00	1304	1432	2480	10021	<b>9732</b>	3402	<b>1086</b>	217	46	13	0	0	0	29733	34.3	12.02V
14:00	1314	1423	2465	10381	9600	<b>3426</b>	1077	242	28	5	2	1	<b>2</b>	29966	34.3	12.04V
15:00	1251	1602	2624	10967	8736	3335	972	210	44	8	0	1	0	29750	34.1	12.02V
16:00	1405	1659	3323	11225	9026	3256	880	166	22	5	4	1	0	30972	33.7	12.02V
17:00	<b>1565</b>	<b>2027</b>	<b>3758</b>	<b>12240</b>	8241	2952	870	157	21	5	1	0	0	<b>31837</b>	33.3	12.02V
18:00	1231	1400	2228	8656	7799	3401	1012	200	39	6	1	0	0	25973	34.8	12.02V
19:00	894	1015	1355	5349	5519	2867	1012	281	55	17	1	1	0	18366	36.0	12.02V
20:00	596	663	813	3321	4132	2467	990	308	77	9	2	1	1	13380	37.2	12.02V
21:00	387	435	530	2696	3398	2223	874	<b>319</b>	86	19	<b>9</b>	<b>2</b>	2	10980	37.9	12.02V
22:00	191	263	400	1872	2801	1890	798	264	80	<b>21</b>	4	1	1	8586	38.6	12.02V
23:00	60	106	254	1347	2101	1506	643	254	<b>93</b>	21	1	2	1	6389	<b>39.3</b>	12.02V
AM Total	7714	8264	14801	<b>57931</b>	53374	23527	8367	2353	609	124	40	17	3			
PM Total	11696	13577	23134	<b>88676</b>	80079	33958	11216	2816	613	137	26	10	7			
Total	19410	21841	37935	<b>146607</b>	133453	57485	19583	5169	1222	261	66	27	10			
Percent	4.38%	4.93%	8.56%	<b>33.09%</b>	30.12%	12.97%	4.42%	1.17%	0.28%	0.06%	0.01%	0.01%	0.00%			

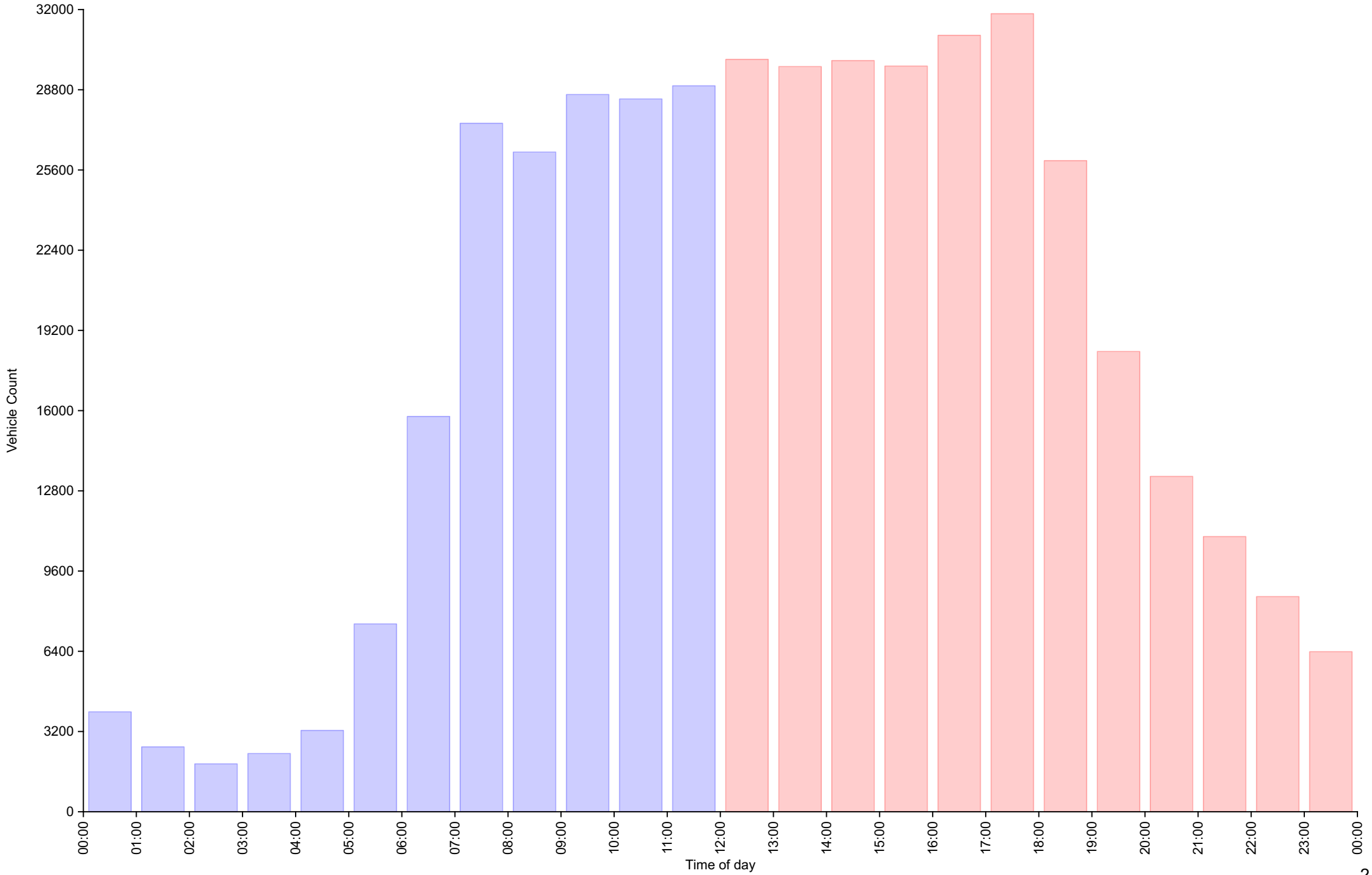
Total Vehicles : 443069

30th Percentile : 26.5 MPH  
 50th Percentile : 28.9 MPH  
 85th Percentile : 35.1 MPH  
 95th Percentile : 39.7 MPH

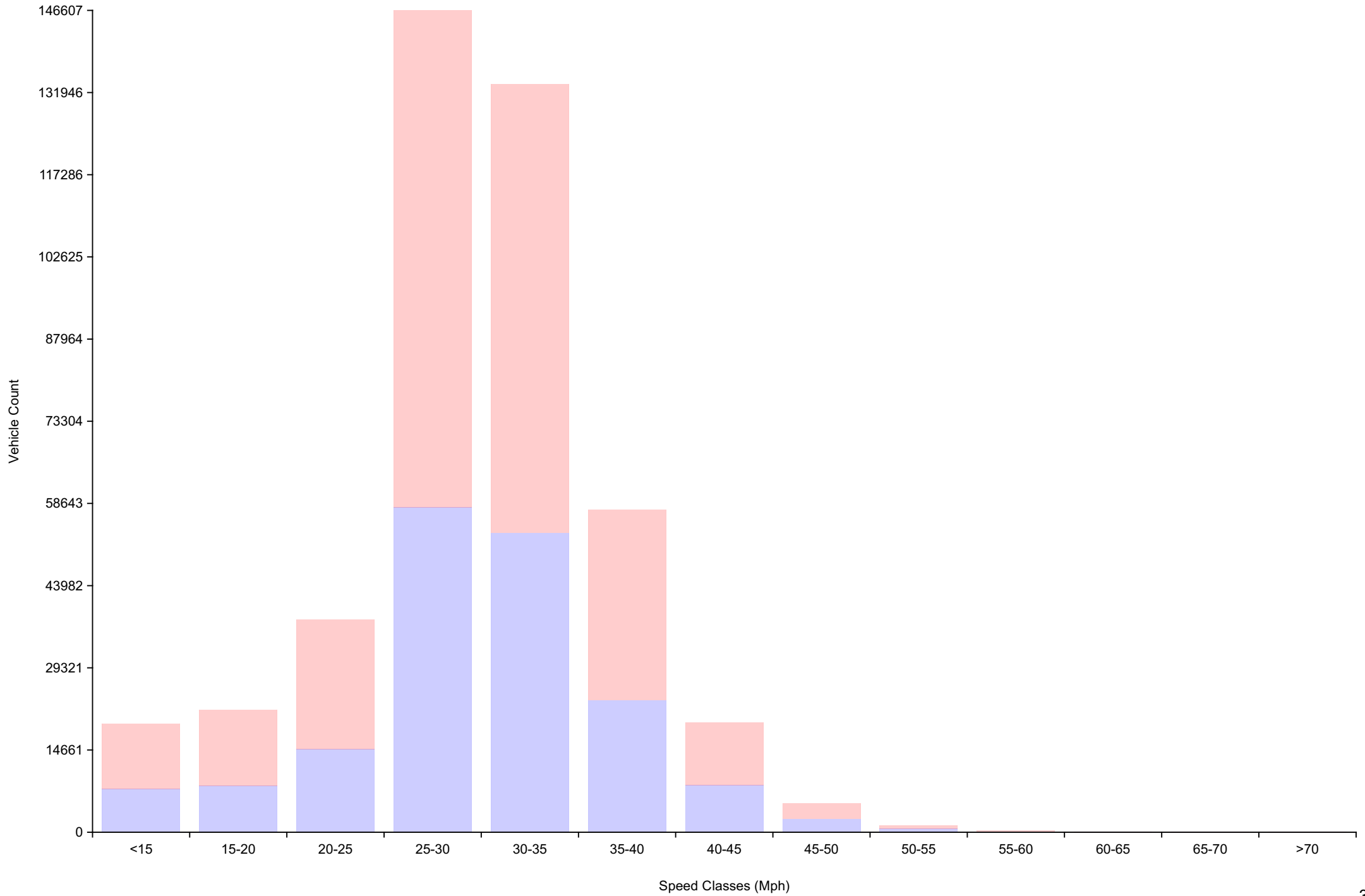
Average Speed : 29.2 MPH  
 Highest Speed : 80.0 MPH

Total Over Speed Limit : 43.8 % (193884 / 443069)

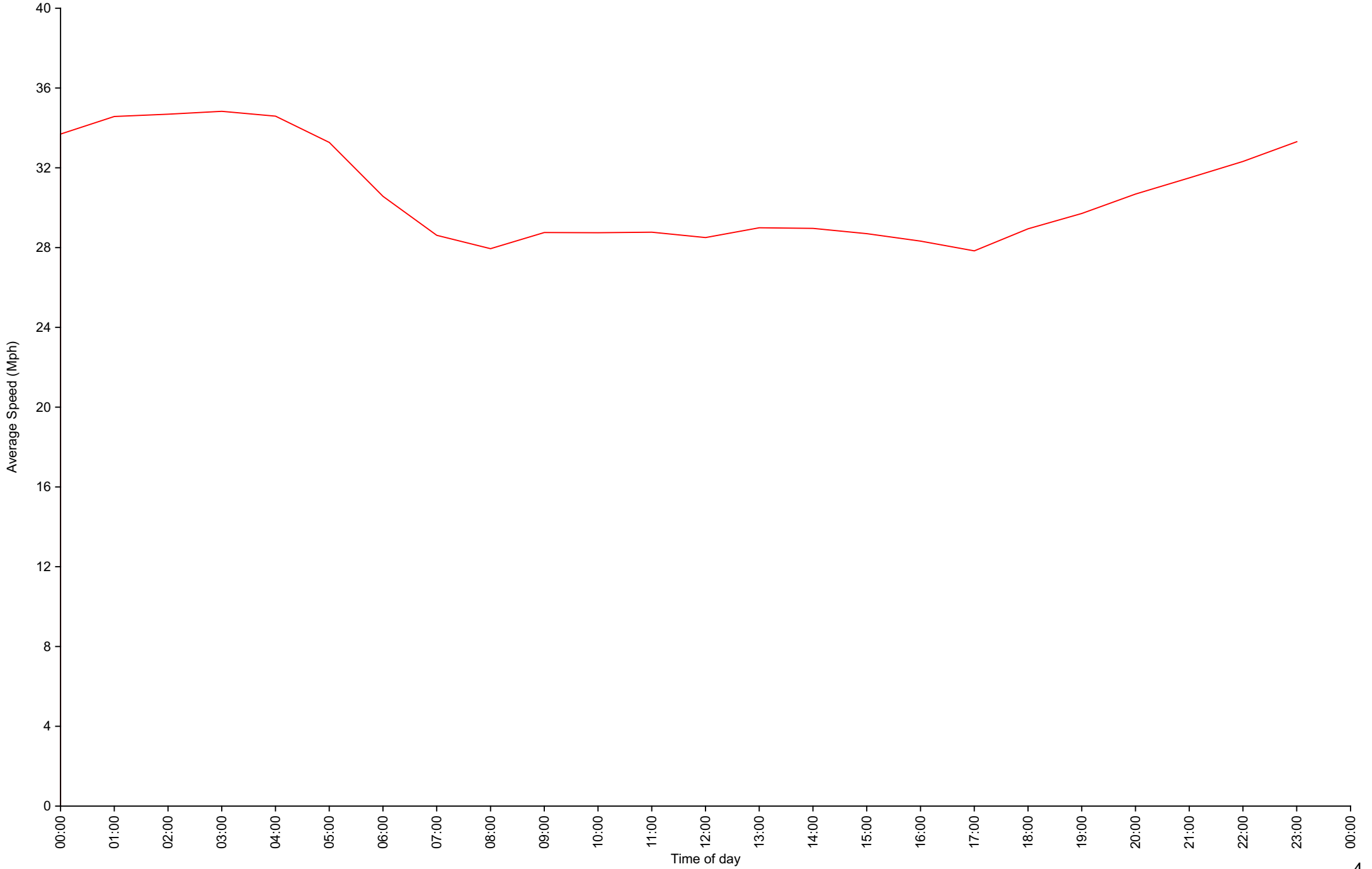
# Vehicle Counts By Hour (60 Minute Resolution)



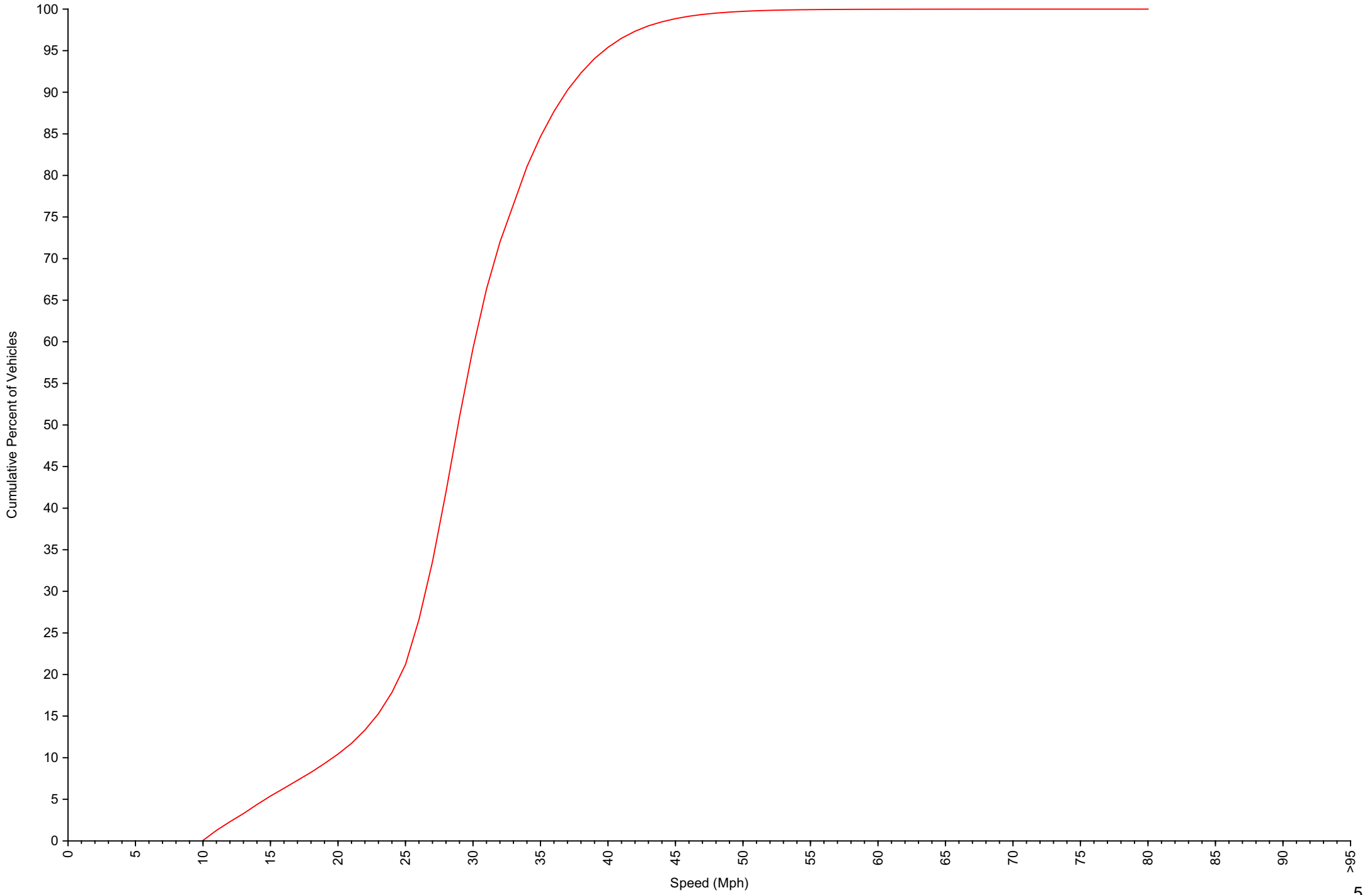
# Vehicle Counts By Speed Class



# Average Speed By Hour (60 Minute Resolution)



# Cumulative Speed Distribution Curve



Voltage by hour  
(5 Minute Resolution)

