

Traffic Report

Sites:Site 06 (Middlewich Rd opposite Garage) Solar Panel Assembly

Dates:Sun Feb 26 2017 - Mon May 8 2017

Directions:Eastbound

Vehicle Speed Classes (Mph)

	<15	15 20	20 25	25 30	30 35	35 40	40 45	45 50	50 55	55 60	60 65	65 70	>70	Total	85th Percentile	Average Voltage
00:00	165	177	180	601	893	437	158	31	4	0	0	0	0	2646	36.2	12.64V
01:00	103	118	124	430	722	409	150	26	7	0	0	0	0	2089	36.8	12.64V
02:00	13	27	87	438	842	392	139	27	0	0	0	0	0	1965	36.9	12.64V
03:00	21	48	86	439	821	374	158	43	7	0	0	0	0	1997	37.1	12.64V
04:00	142	208	114	355	652	407	154	36	4	1	1	0	0	2074	37.1	12.64V
05:00	35	113	131	779	1278	717	253	37	7	1	0	0	0	3351	37.2	12.66V
06:00	471	516	523	2259	2234	1197	347	50	3	0	0	0	0	7600	35.5	12.90V
07:00	1278	1231	2203	5988	3556	1494	341	49	5	0	0	0	0	16145	32.9	12.98V
08:00	1698	1564	1968	5457	3273	1416	437	70	9	0	0	0	0	15892	32.9	13.77V
09:00	1404	1220	1499	6805	4854	1838	652	129	19	2	2	0	0	18424	33.8	13.73V
10:00	1424	1161	1697	7488	5110	1984	599	118	17	0	0	0	0	19598	33.6	13.56V
11:00	1552	1219	1822	7698	5289	1962	687	123	10	4	1	0	0	20367	33.6	13.51V
12:00	1635	1414	1914	8159	5462	1960	648	126	24	0	0	0	0	21342	33.3	13.40V
13:00	1589	1286	1760	7719	5770	2094	757	154	16	3	1	0	0	21149	33.8	13.49V
14:00	1485	1356	1750	7690	5798	2019	853	152	25	2	0	0	0	21130	33.8	13.60V
15:00	1551	1427	1785	7348	5598	2115	793	150	16	2	1	0	0	20786	33.9	13.31V
16:00	1626	1504	1971	7633	6144	2256	868	170	25	6	1	0	0	22204	34.0	13.08V
17:00	1566	1678	2392	8761	6397	2160	812	143	26	3	1	0	0	23939	33.4	13.17V
18:00	1246	1328	1302	6897	5595	2345	906	229	26	1	0	0	1	19876	34.9	12.85V
19:00	992	1009	768	4127	4013	2017	833	215	21	3	0	0	0	13998	36.1	12.87V
20:00	661	770	493	2554	2767	1617	550	91	13	3	0	0	0	9519	36.2	13.03V
21:00	392	530	414	1682	2272	1267	356	60	9	1	0	0	0	6983	35.9	13.05V
22:00	295	318	365	1539	2050	1052	318	74	9	1	0	0	0	6021	36.1	13.03V
23:00	201	257	211	924	1574	840	240	40	8	1	1	0	0	4297	36.4	13.05V
AM Total	8306	7602	10434	38737	29524	12627	4075	739	92	8	4	0	0			
PM Total	13239	12877	15125	65033	53440	21742	7934	1604	218	26	5	0	1			
Total	21545	20479	25559	103770	82964	34369	12009	2343	310	34	9	0	1			
Percent	7.10%	6.75%	8.42%	34.20%	27.35%	11.33%	3.96%	0.77%	0.10%	0.01%	0.00%	0.00%	0.00%			

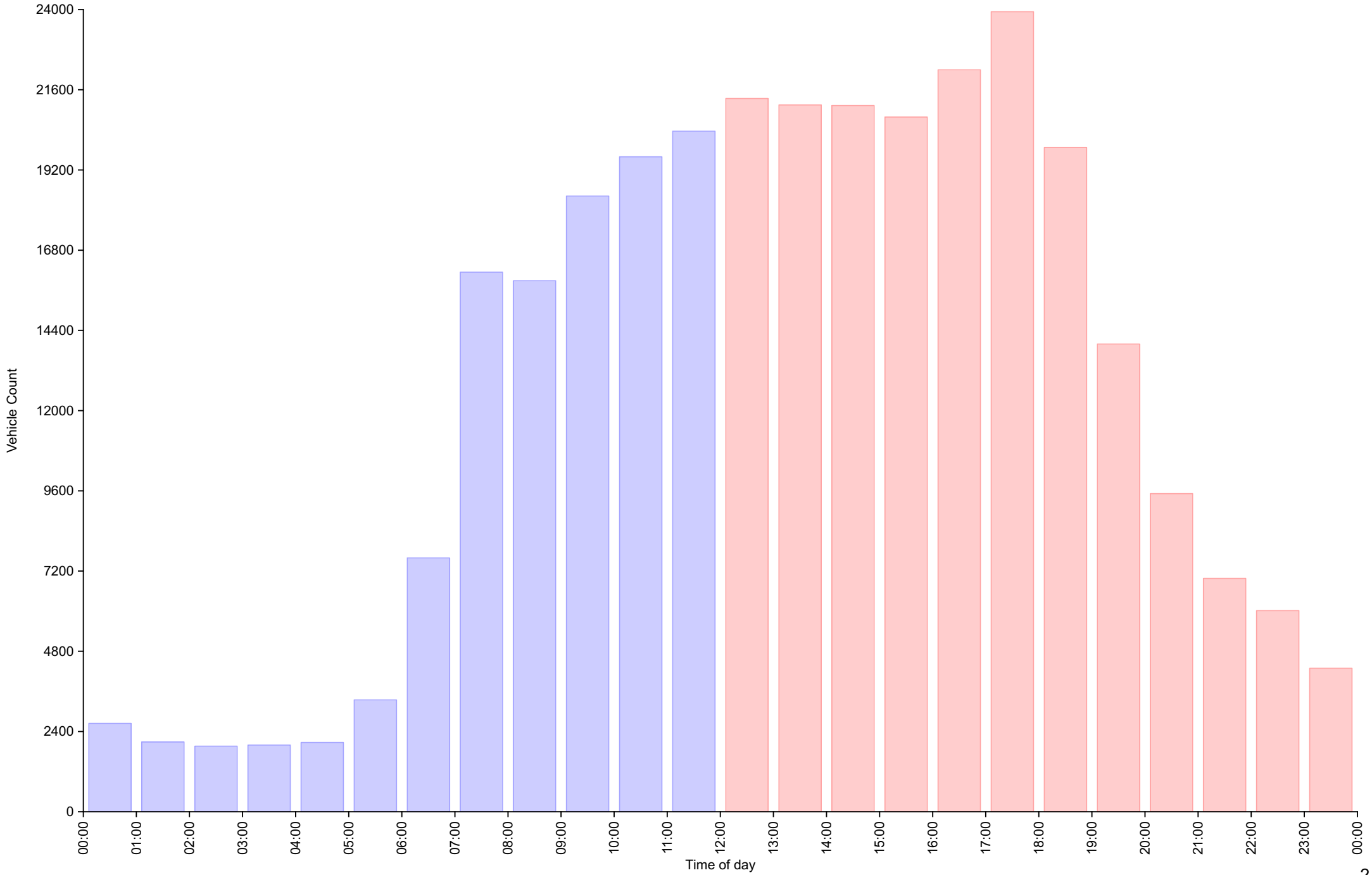
Total Vehicles : 303392

30th Percentile : 25.7 MPH
 50th Percentile : 28.3 MPH
 85th Percentile : 34.4 MPH
 95th Percentile : 38.9 MPH

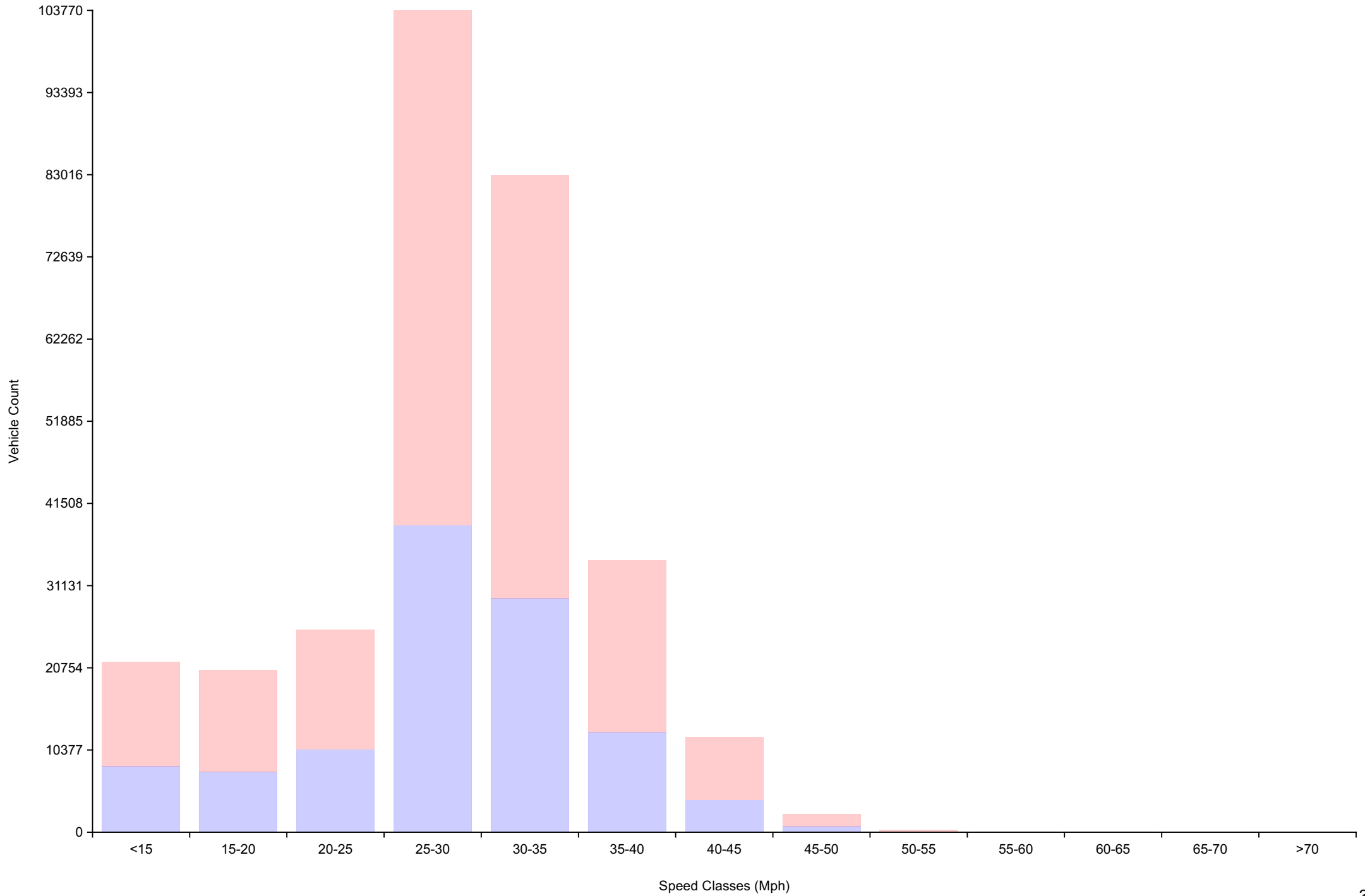
Average Speed : 28.1 MPH
 Highest Speed : 70.0 MPH

Total Over Speed Limit : 38.5 % (116878 / 303392)

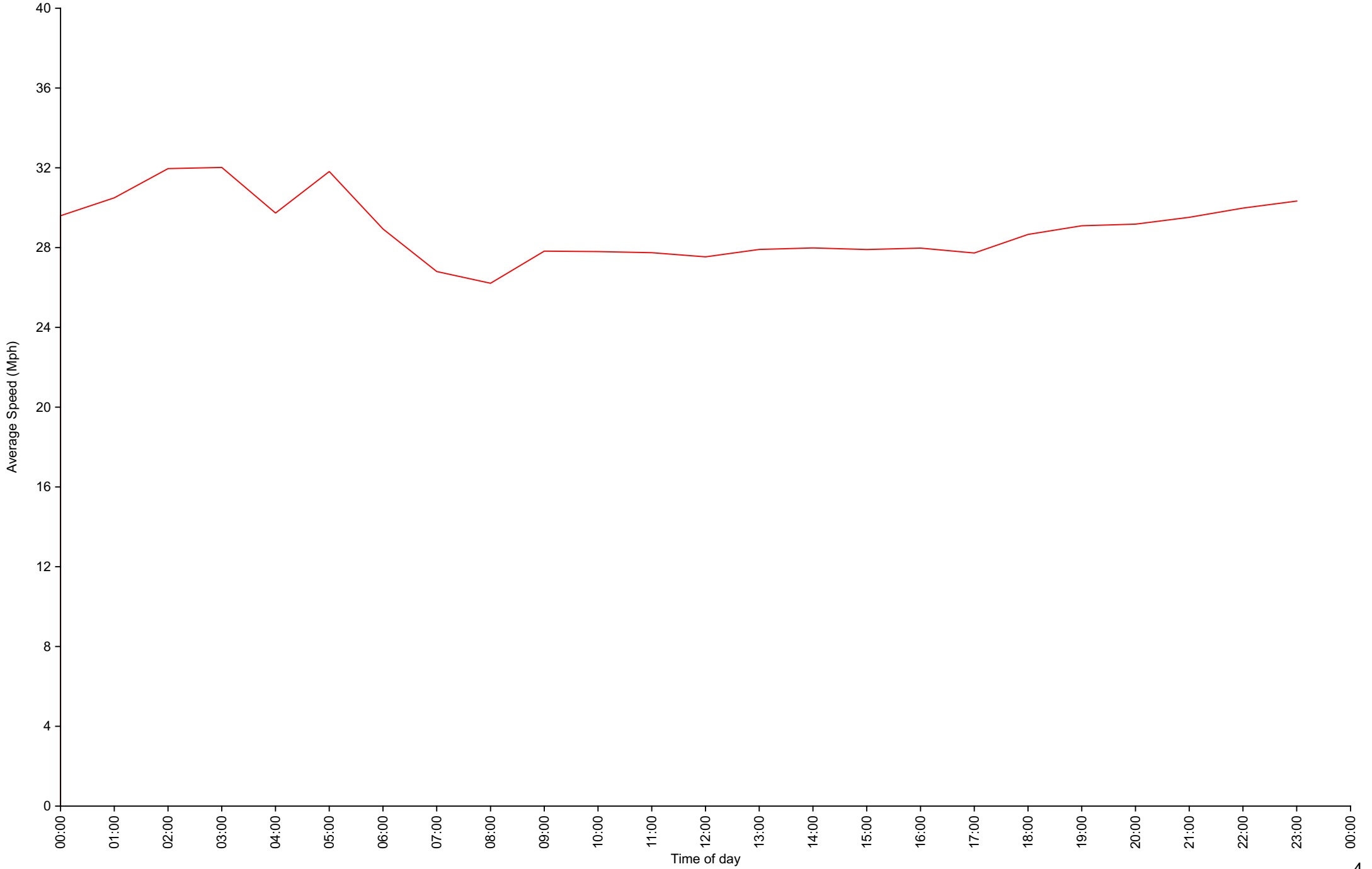
Vehicle Counts By Hour (60 Minute Resolution)



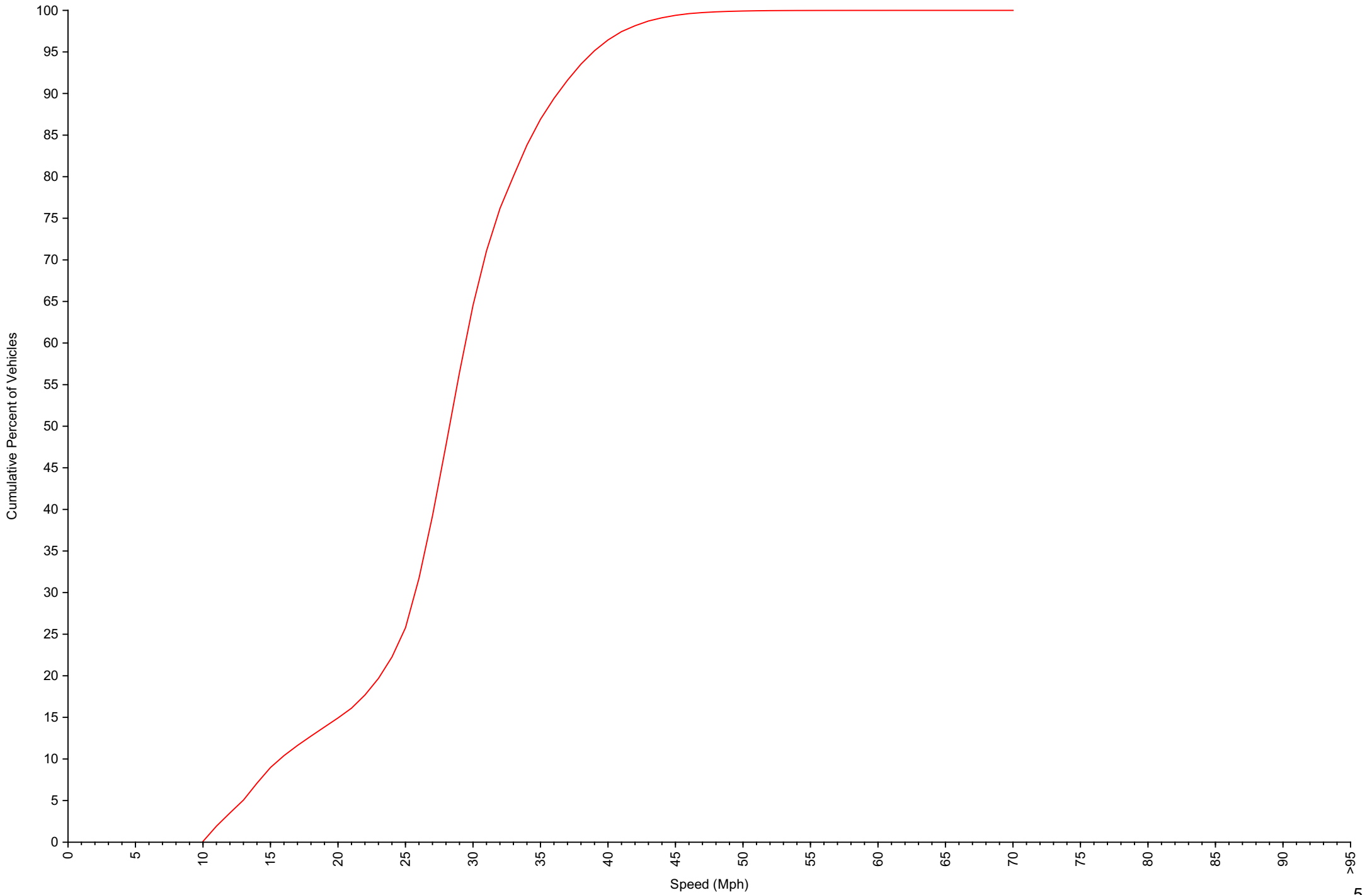
Vehicle Counts By Speed Class



Average Speed By Hour (60 Minute Resolution)



Cumulative Speed Distribution Curve



Voltage by hour
(5 Minute Resolution)

