

Traffic Report

Sites:Site 07 (Middlewich Rd outside Bank Farm Hse) Solar Panel Assembly

Dates:Sun Jun 5 2016 - Sun Oct 16 2016

Directions:Eastbound

Vehicle Speed Classes (Mph)

	<15	15 20	20 25	25 30	30 35	35 40	40 45	45 50	50 55	55 60	60 65	65 70	>70	Total	85th Percentile	Average Voltage
00:00	40	82	186	869	1223	854	396	164	44	12	7	0	0	3877	39.4	13.03V
01:00	37	66	132	512	774	549	258	111	37	12	8	0	0	2496	39.7	13.03V
02:00	44	41	94	383	538	354	177	86	27	13	0	0	1	1758	39.9	13.03V
03:00	56	42	79	396	586	548	283	124	50	11	3	2	0	2180	40.9	13.03V
04:00	45	80	153	791	957	875	442	131	37	21	5	2	0	3539	39.9	13.03V
05:00	86	117	353	1725	2925	2515	1050	327	93	17	5	0	0	9213	39.4	13.02V
06:00	174	270	762	4126	7588	4251	1472	418	105	23	2	0	0	19191	37.6	13.02V
07:00	281	665	1783	9279	13712	4334	1319	240	36	5	3	0	0	31657	35.0	12.98V
08:00	410	939	2502	10304	10922	3578	900	171	22	4	2	0	0	29754	34.2	12.97V
09:00	312	780	2277	11031	12249	3886	982	166	21	5	1	1	0	31711	34.3	12.85V
10:00	253	749	2307	11070	12083	3647	883	149	21	2	1	2	0	31167	34.0	13.63V
11:00	317	766	2329	10857	11962	3584	933	146	29	8	0	0	2	30933	34.1	13.79V
12:00	316	788	2223	10467	12007	3828	1006	157	27	3	2	0	1	30825	34.3	13.49V
13:00	284	800	2165	10642	12173	3922	1102	179	32	9	1	0	0	31309	34.5	13.61V
14:00	225	771	2087	10336	12016	4078	1106	174	33	8	2	0	0	30836	34.7	13.06V
15:00	301	853	2101	10071	11818	4251	1132	229	35	2	1	1	0	30795	34.9	12.92V
16:00	246	741	2039	9592	13268	4602	1343	246	36	5	0	0	1	32119	35.1	13.05V
17:00	331	833	2282	10117	13512	4570	1374	259	48	9	2	0	0	33337	34.9	13.01V
18:00	250	575	1752	7587	12427	4862	1485	311	66	16	4	0	0	29335	35.8	13.03V
19:00	137	465	1211	5930	8855	4076	1317	328	58	13	9	2	0	22401	36.4	13.03V
20:00	99	281	854	4363	6198	3347	1196	340	85	28	6	0	0	16797	37.2	13.05V
21:00	67	161	583	3145	4694	2813	933	276	74	20	4	2	0	12772	37.4	13.03V
22:00	45	158	418	2344	3225	1993	749	229	73	24	5	0	0	9263	37.9	13.03V
23:00	45	111	289	1417	2073	1343	573	230	78	11	6	2	1	6179	38.8	13.03V
AM Total	2055	4597	12957	61343	75519	28975	9095	2233	522	133	37	7	3			
PM Total	2346	6537	18004	86011	112266	43685	13316	2958	645	148	42	7	3			
Total	4401	11134	30961	147354	187785	72660	22411	5191	1167	281	79	14	6			
Percent	0.91%	2.30%	6.40%	30.48%	38.84%	15.03%	4.64%	1.07%	0.24%	0.06%	0.02%	0.00%	0.00%			

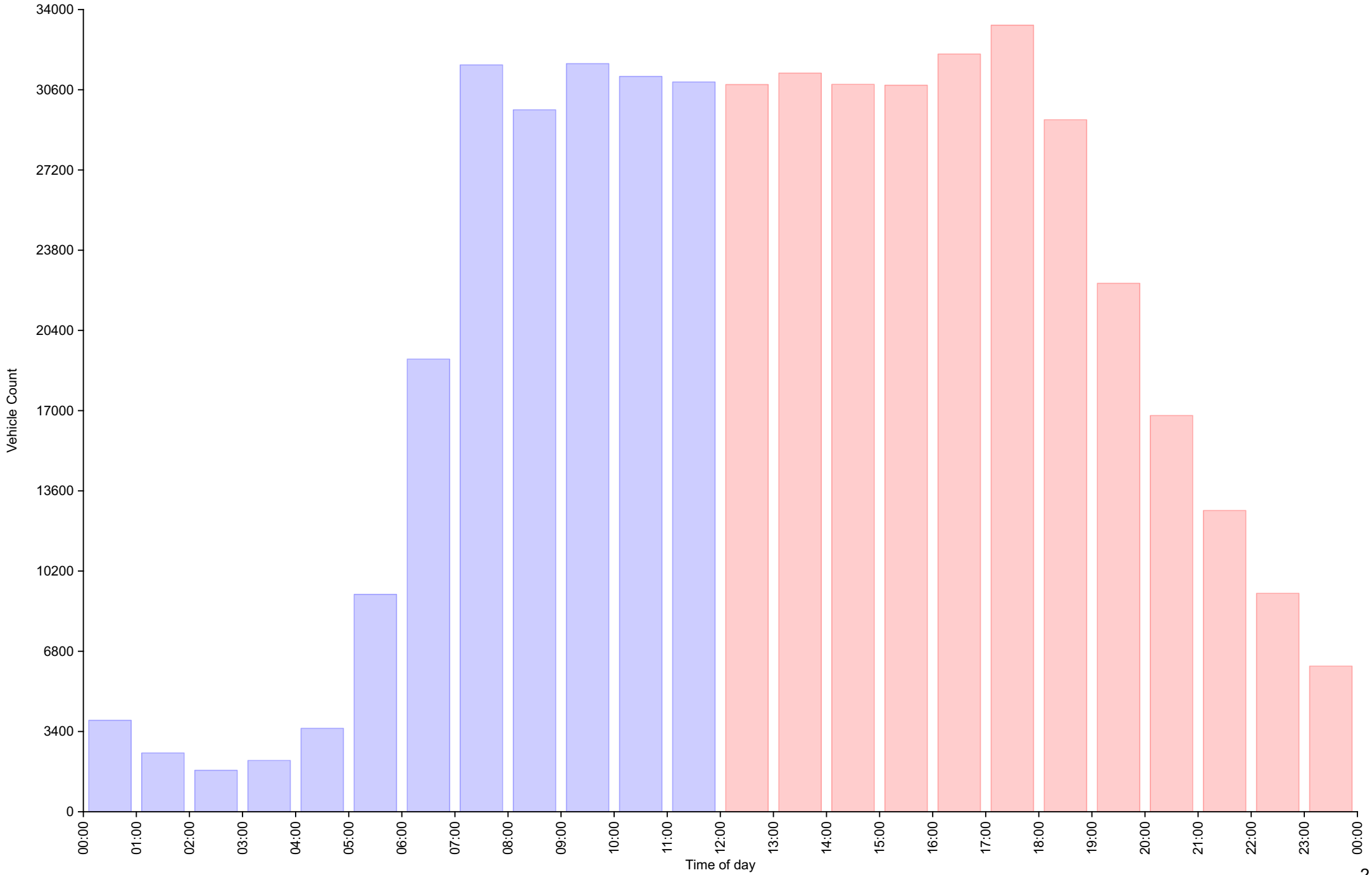
Total Vehicles : 483444

30th Percentile : 27.9 MPH
 50th Percentile : 30.0 MPH
 85th Percentile : 35.5 MPH
 95th Percentile : 39.7 MPH

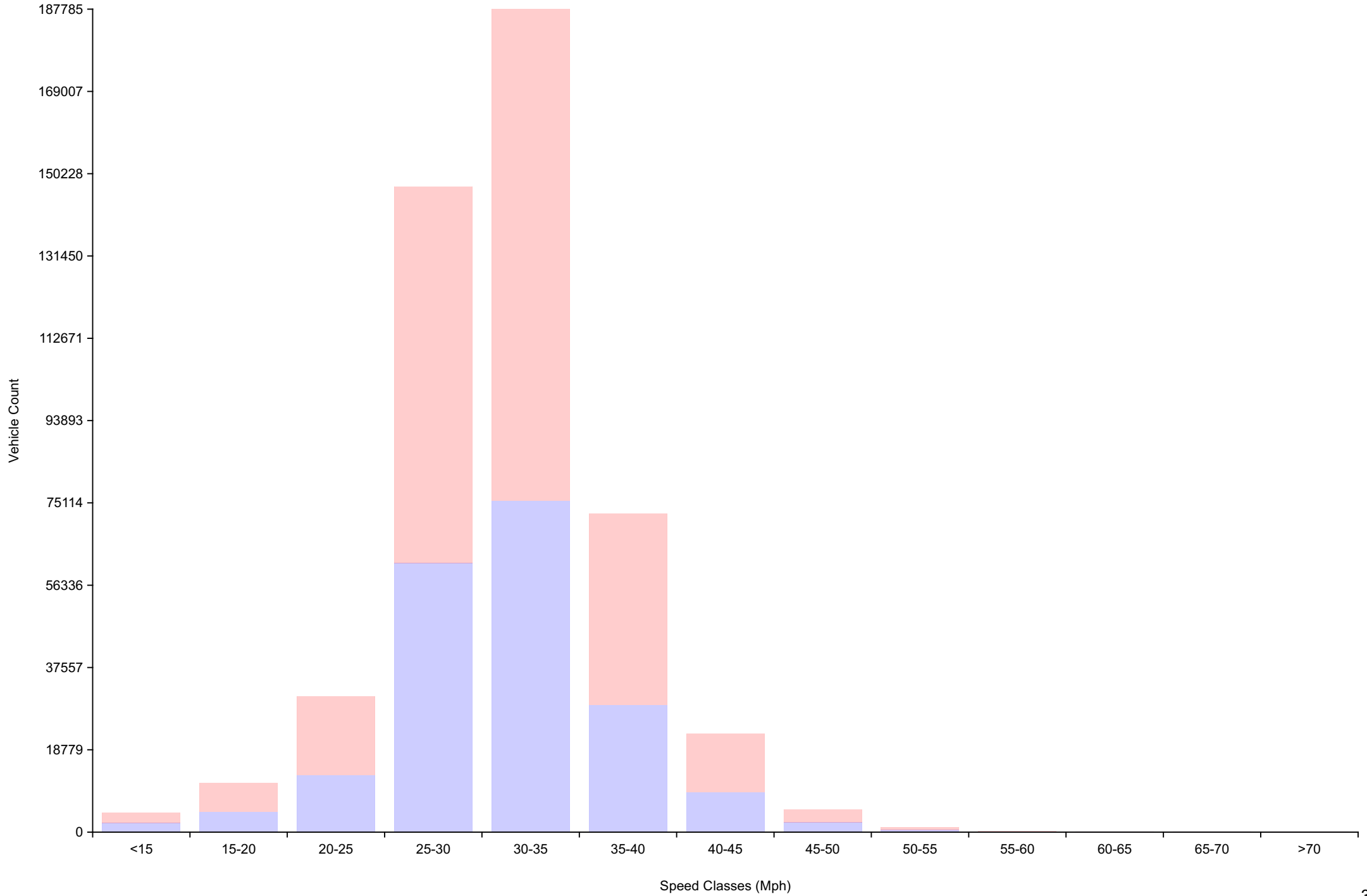
Average Speed : 30.7 MPH
 Highest Speed : 84.0 MPH

Total Over Speed Limit : 53.6 % (259028 / 483444)

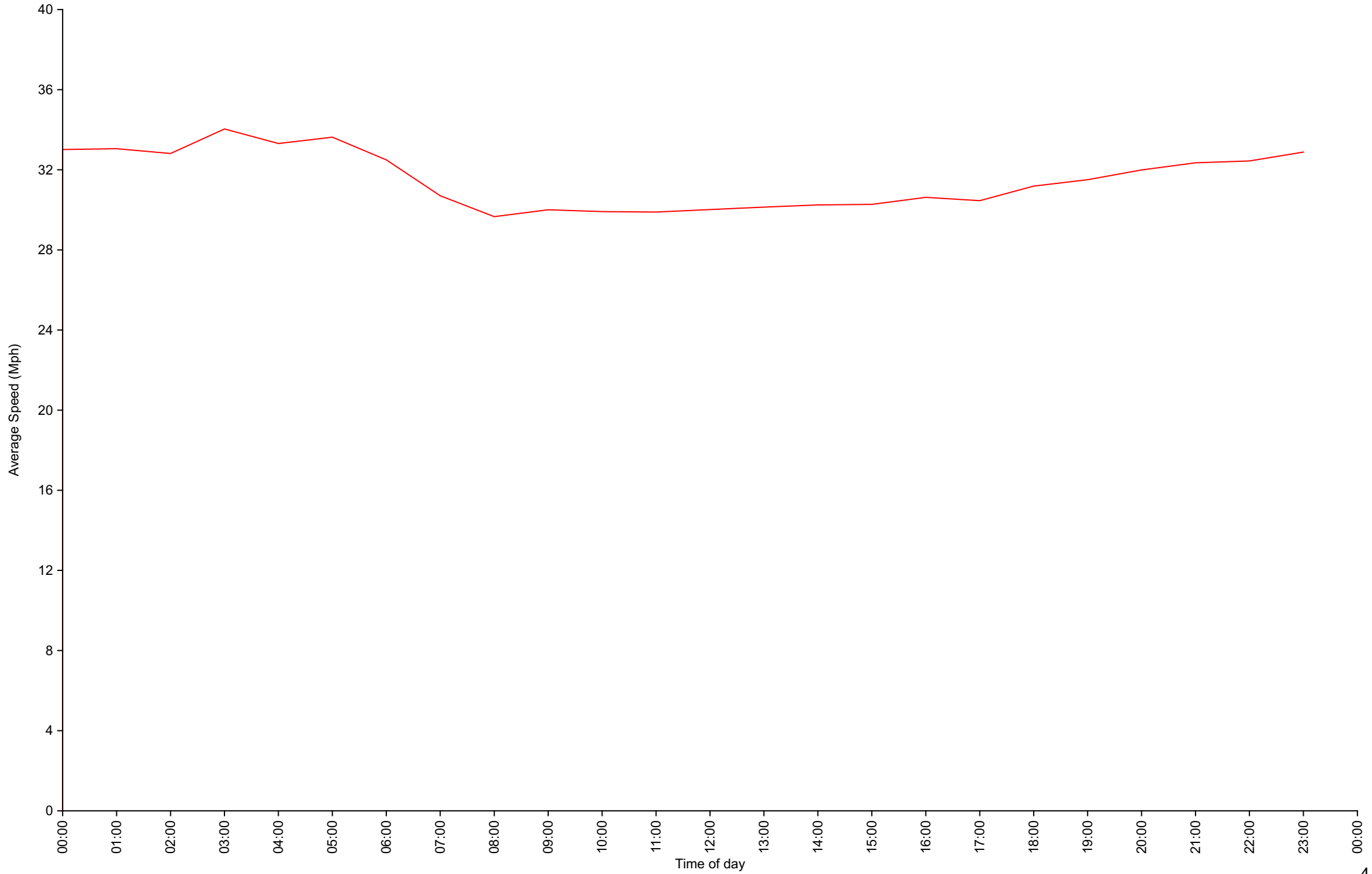
Vehicle Counts By Hour (60 Minute Resolution)



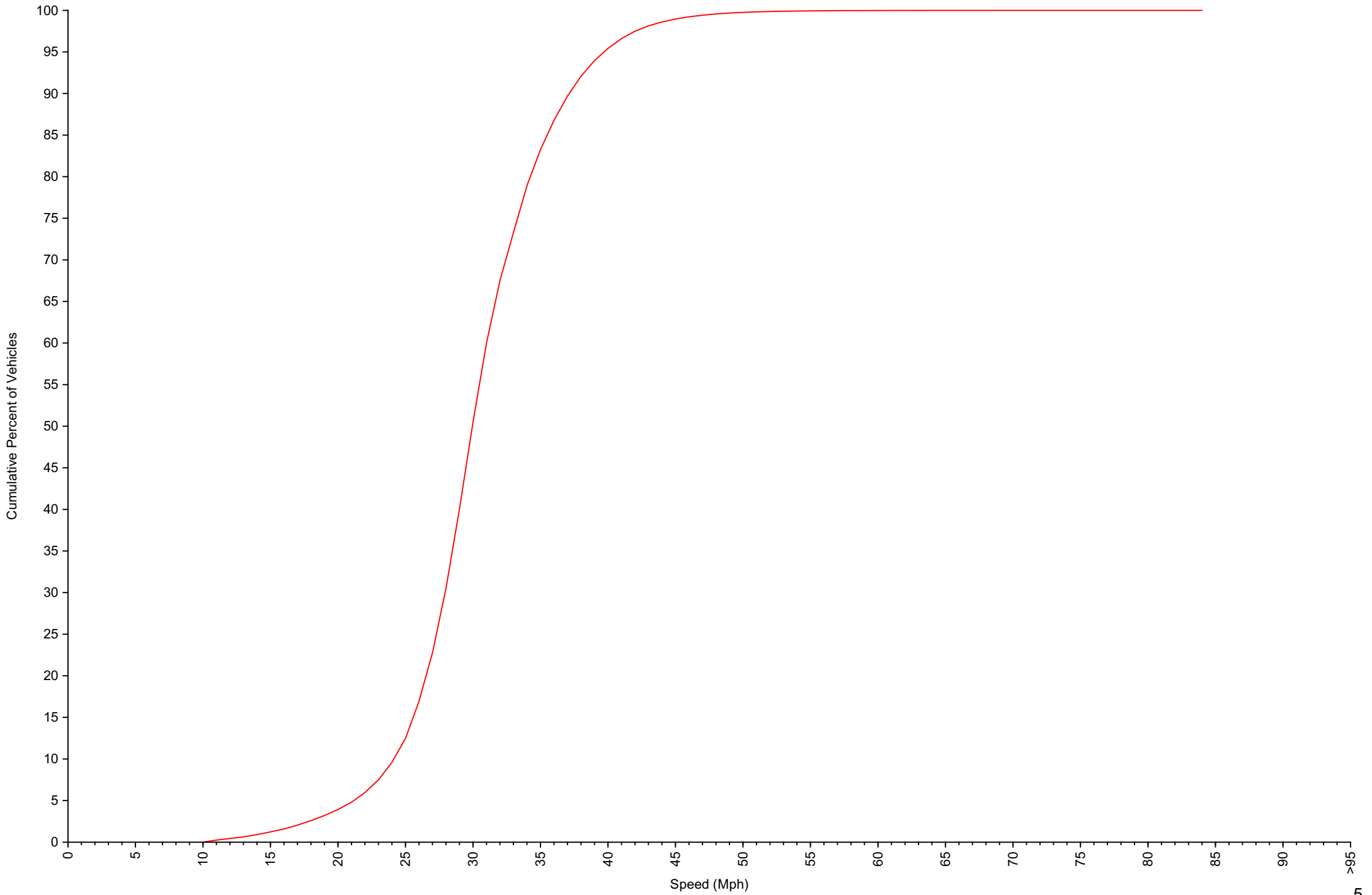
Vehicle Counts By Speed Class



Average Speed By Hour (60 Minute Resolution)



Cumulative Speed Distribution Curve



Voltage by hour
(5 Minute Resolution)

