

Traffic Report

Sites:Site 08 (Middlewich Rd Nr Brookfield Drv) Solar Panel Assembly

Dates:Sun Feb 12 2017 - Mon May 8 2017

Directions:Westbound

Vehicle Speed Classes (Mph)

	<15	15 20	20 25	25 30	30 35	35 40	40 45	45 50	50 55	55 60	60 65	65 70	>70	Total	85th Percentile	Average Voltage
00:00	12	32	100	511	721	481	182	76	14	11	1	0	0	2141	38.5	12.61V
01:00	6	11	46	272	446	328	138	49	10	5	1	0	0	1312	39.2	12.61V
02:00	5	7	24	185	313	253	142	52	15	2	0	0	0	998	40.7	12.61V
03:00	7	11	36	281	394	276	197	107	45	5	0	0	0	1359	42.3	12.61V
04:00	14	15	102	758	1167	790	357	156	59	8	7	0	0	3433	39.6	12.61V
05:00	76	63	153	1340	2482	1858	779	295	71	17	2	1	0	7137	39.4	12.59V
06:00	139	186	451	3031	5787	3152	1057	258	61	13	0	0	0	14135	37.3	12.25V
07:00	314	495	1031	6263	7803	2780	791	124	23	2	2	0	0	19628	34.9	12.68V
08:00	886	776	2678	7971	5851	2035	505	85	14	4	0	0	0	20805	33.4	12.40V
09:00	384	476	1343	7237	7682	2373	536	78	12	3	0	0	0	20124	34.0	12.71V
10:00	439	581	1465	8408	7660	2251	450	71	8	1	1	0	0	21335	33.5	12.94V
11:00	464	598	1511	8917	8267	2221	491	64	16	0	0	0	0	22549	33.4	12.81V
12:00	429	591	1444	7912	8485	2418	548	86	16	3	1	1	0	21934	33.8	12.79V
13:00	434	556	1353	7585	8507	2439	583	86	9	0	0	0	0	21552	33.9	12.72V
14:00	620	798	2095	9024	7445	2083	450	62	11	3	1	0	0	22592	33.1	12.72V
15:00	554	813	1882	9923	8773	2307	587	87	7	5	1	0	1	24940	33.3	12.61V
16:00	369	692	1455	9220	10320	2796	707	121	16	2	1	0	0	25699	33.8	12.34V
17:00	298	583	1232	7476	9016	2776	693	102	21	2	1	1	0	22201	34.3	12.41V
18:00	273	475	887	5341	6932	2632	693	95	17	6	3	0	0	17354	35.0	12.46V
19:00	206	330	772	4241	5288	2147	620	131	27	9	1	0	0	13772	35.4	12.58V
20:00	114	191	603	3146	3681	1635	440	99	19	6	2	0	1	9937	35.5	12.61V
21:00	101	159	479	2606	2877	1330	411	89	29	7	2	1	1	8092	35.9	12.61V
22:00	34	60	318	1779	2406	1070	327	97	19	8	1	1	1	6121	36.2	12.61V
23:00	16	32	182	1112	1532	770	243	79	25	4	2	0	1	3998	36.8	12.61V
AM Total	2746	3251	8940	45174	48573	18798	5625	1415	348	71	14	1	0			
PM Total	3448	5280	12702	69365	75262	24403	6302	1134	216	55	16	4	5			
Total	6194	8531	21642	114539	123835	43201	11927	2549	564	126	30	5	5			
Percent	1.86%	2.56%	6.50%	34.38%	37.17%	12.97%	3.58%	0.77%	0.17%	0.04%	0.01%	0.00%	0.00%			

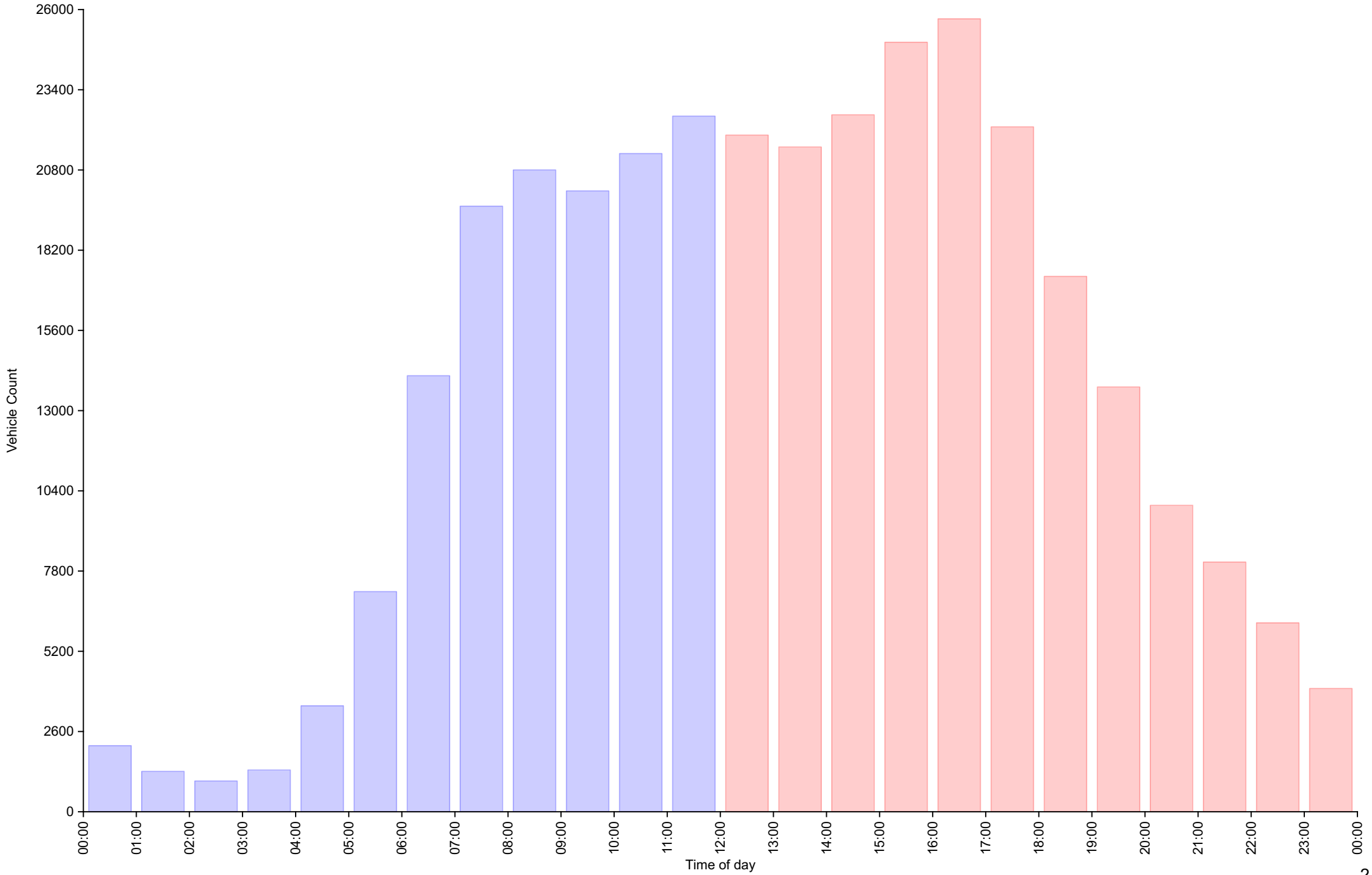
Total Vehicles : 333148

30th Percentile : 27.4 MPH
 50th Percentile : 29.4 MPH
 85th Percentile : 34.7 MPH
 95th Percentile : 38.7 MPH

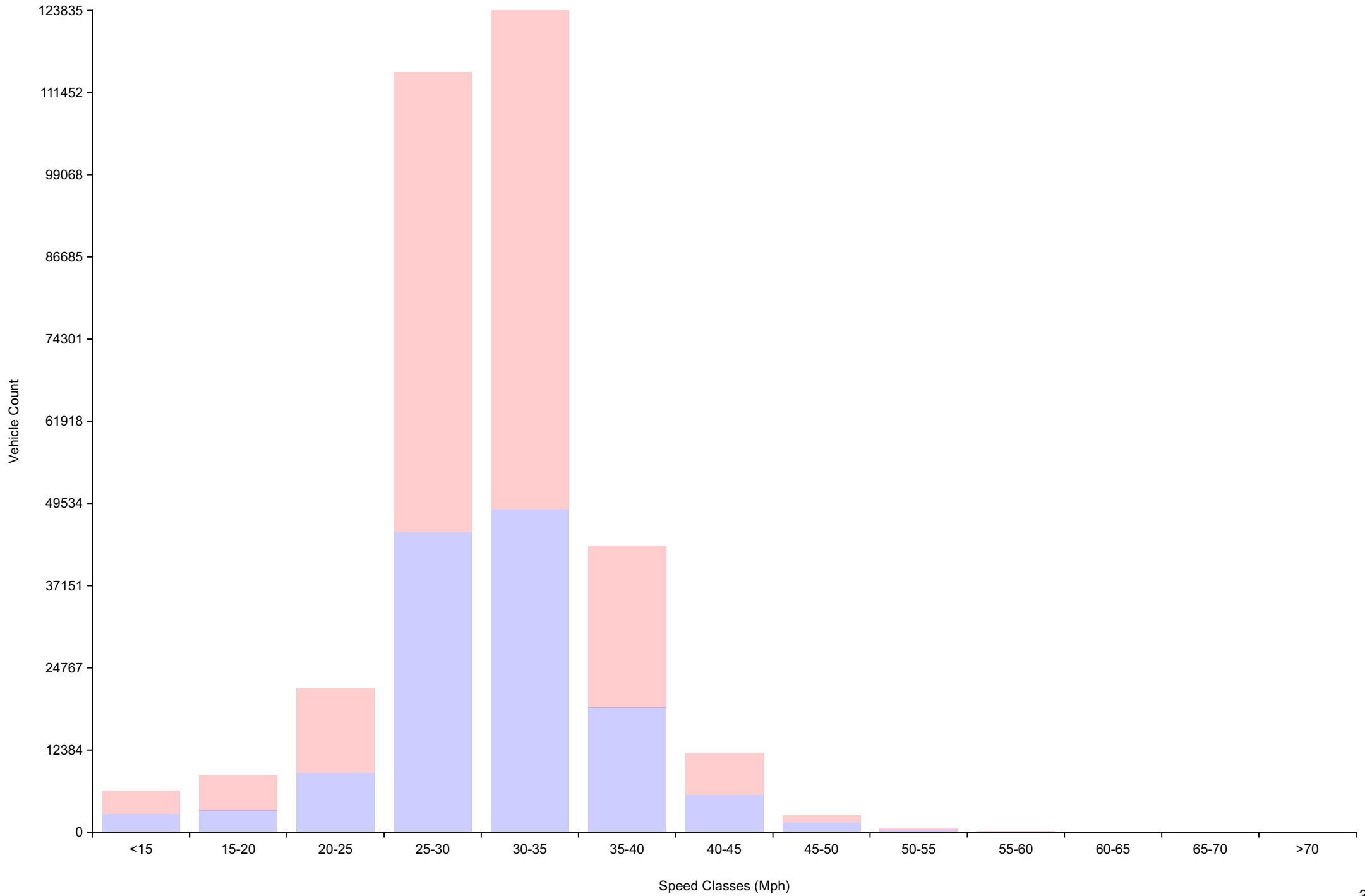
Average Speed : 30.0 MPH
 Highest Speed : 75.0 MPH

Total Over Speed Limit : 48.3 % (160838 / 333148)

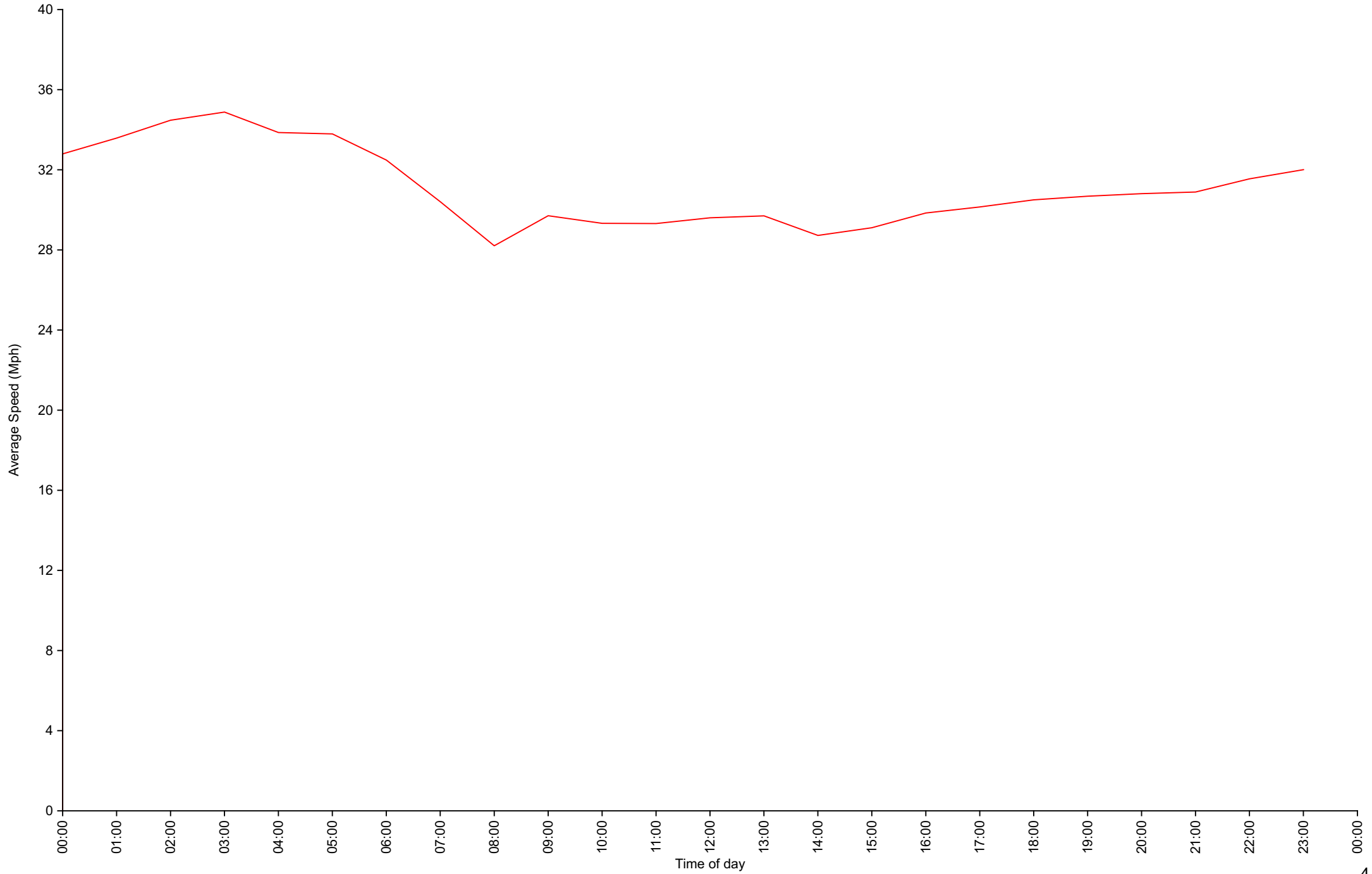
Vehicle Counts By Hour (60 Minute Resolution)



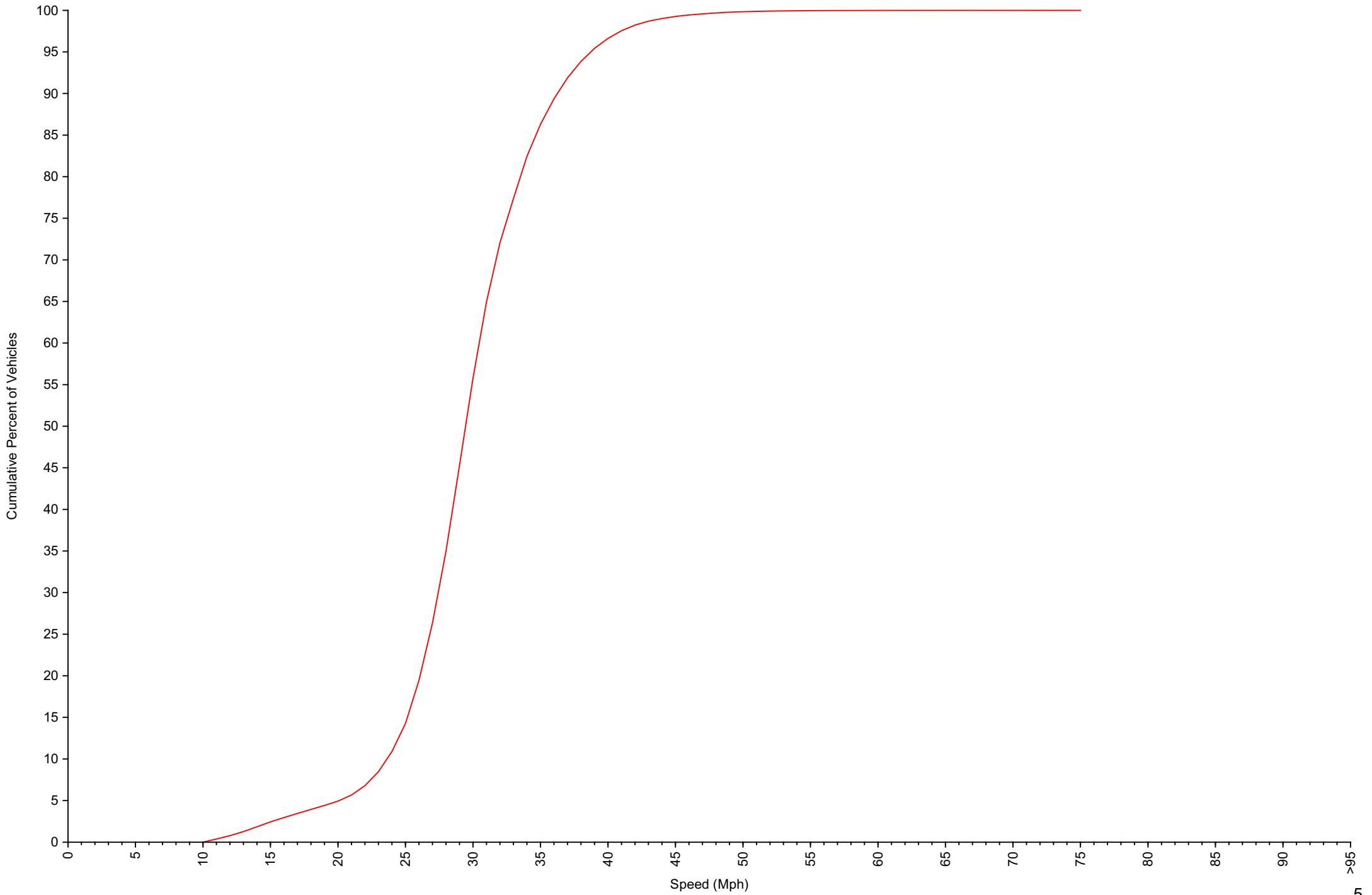
Vehicle Counts By Speed Class



Average Speed By Hour (60 Minute Resolution)



Cumulative Speed Distribution Curve



Voltage by hour
(5 Minute Resolution)

