

Traffic Report

Sites:Site 08 (Middlewich Rd Nr Brookfield Drv) Solar Panel Assembly

Dates:Mon Jun 11 2018 - Wed Oct 31 2018

Directions:Westbound

Vehicle Speed Classes (Mph)

	<15	15 20	20 25	25 30	30 35	35 40	40 45	45 50	50 55	55 60	60 65	65 70	>70	Total	85th Percentile	Average Voltage
00:00	77	74	219	1205	1298	562	190	46	10	4	2	3	0	3690	35.7	12.88V
01:00	53	52	140	969	948	483	153	45	19	3	2	0	2	2869	36.5	12.76V
02:00	56	45	140	716	1052	617	218	50	21	5	1	0	1	2922	37.6	12.61V
03:00	42	51	205	1041	1273	749	304	99	20	10	1	1	0	3796	37.8	12.61V
04:00	53	78	236	1430	2093	1303	539	205	50	11	2	1	0	6001	38.5	12.61V
05:00	65	116	350	2598	4514	2765	946	262	70	14	1	1	0	11702	37.8	12.61V
06:00	193	269	749	4544	6735	3022	894	168	46	11	0	0	0	16631	36.0	12.61V
07:00	598	716	2040	8528	7679	2477	604	85	12	6	0	0	2	22747	33.8	12.61V
08:00	680	779	2224	8712	7181	2290	475	71	10	5	0	0	0	22427	33.4	12.61V
09:00	518	695	1748	9804	8365	2355	463	38	9	0	0	0	0	23995	33.3	12.90V
10:00	538	708	1982	10482	8694	2383	449	59	8	1	1	0	0	25305	33.0	12.76V
11:00	515	744	1973	11404	9354	2326	486	45	6	2	1	0	1	26857	32.9	12.77V
12:00	401	690	1928	11248	10082	2516	484	62	9	2	0	0	0	27422	33.1	12.61V
13:00	467	697	1824	10862	9838	2745	559	83	7	2	1	0	0	27085	33.4	12.61V
14:00	702	946	2817	11987	8617	2322	431	72	9	5	0	0	0	27908	32.6	12.61V
15:00	605	869	2115	12059	10657	2706	594	67	9	3	2	0	1	29687	33.1	12.61V
16:00	433	815	1796	11147	11690	3072	685	105	14	4	3	0	0	29764	33.5	12.77V
17:00	400	716	1402	9188	11103	3068	717	106	29	2	0	0	0	26731	33.9	12.74V
18:00	396	558	1262	7437	8025	2686	675	119	30	8	1	0	2	21199	34.4	12.74V
19:00	250	442	1004	5388	6128	2299	621	139	29	2	2	0	0	16304	34.9	12.72V
20:00	158	252	783	4391	4801	1896	439	113	17	3	2	0	1	12856	34.9	12.79V
21:00	127	181	713	3682	3972	1612	464	97	31	8	2	1	0	10890	35.3	12.61V
22:00	106	138	490	2679	3141	1344	366	106	20	5	1	2	1	8399	35.4	12.82V
23:00	63	96	313	1804	1938	876	258	39	16	6	1	3	0	5413	35.6	12.61V
AM Total	3388	4327	12006	61433	59186	21332	5721	1173	281	72	11	6	6			
PM Total	4108	6400	16447	91872	89992	27142	6293	1108	220	50	15	6	5			
Total	7496	10727	28453	153305	149178	48474	12014	2281	501	122	26	12	11			
Percent	1.82%	2.60%	6.90%	37.16%	36.16%	11.75%	2.91%	0.55%	0.12%	0.03%	0.01%	0.00%	0.00%			

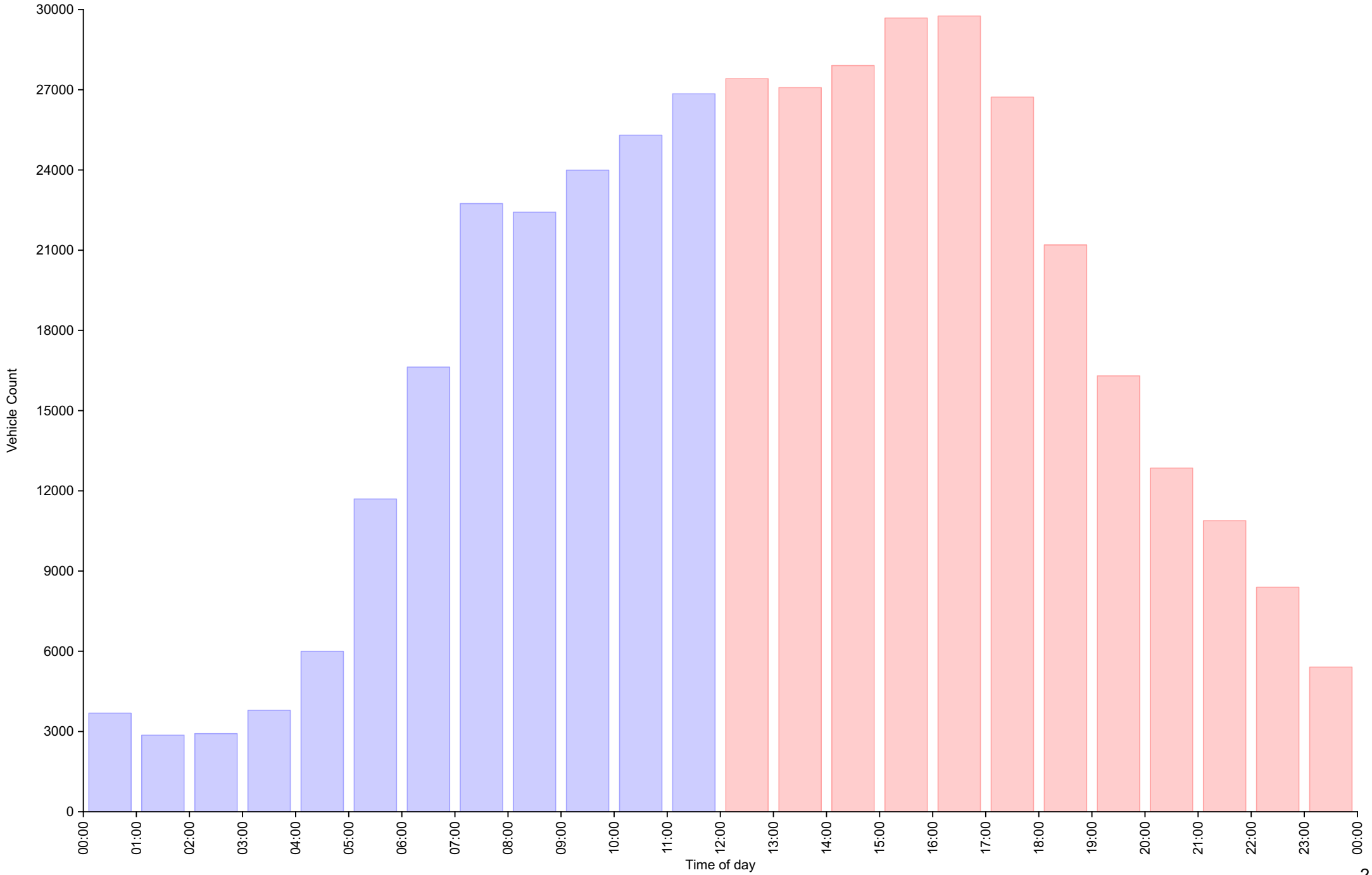
Total Vehicles : 412600

30th Percentile : 27.2 MPH
 50th Percentile : 29.1 MPH
 85th Percentile : 34.1 MPH
 95th Percentile : 38.0 MPH

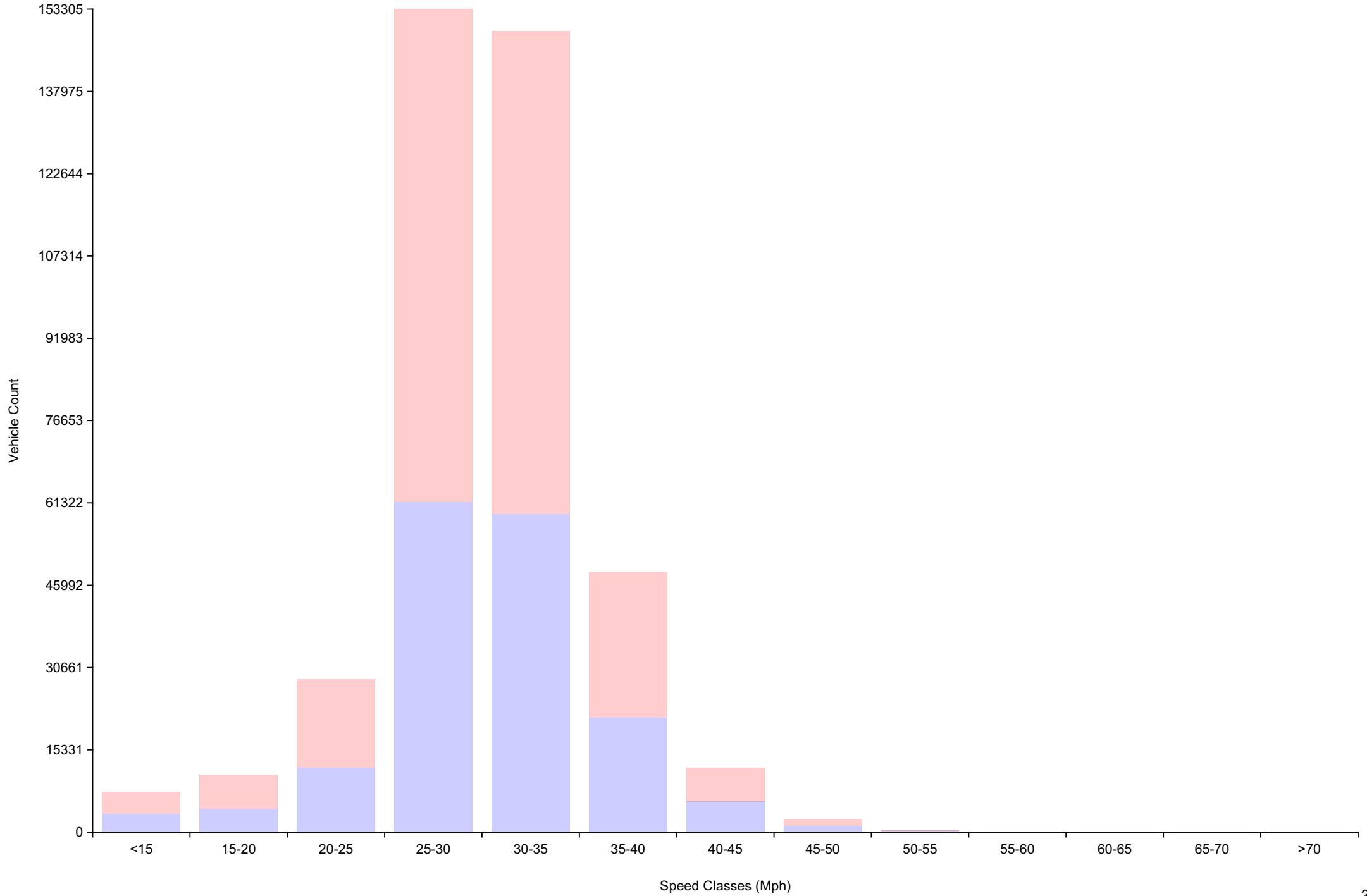
Average Speed : 29.7 MPH
 Highest Speed : 84.0 MPH

Total Over Speed Limit : 44.8 % (184870 / 412600)

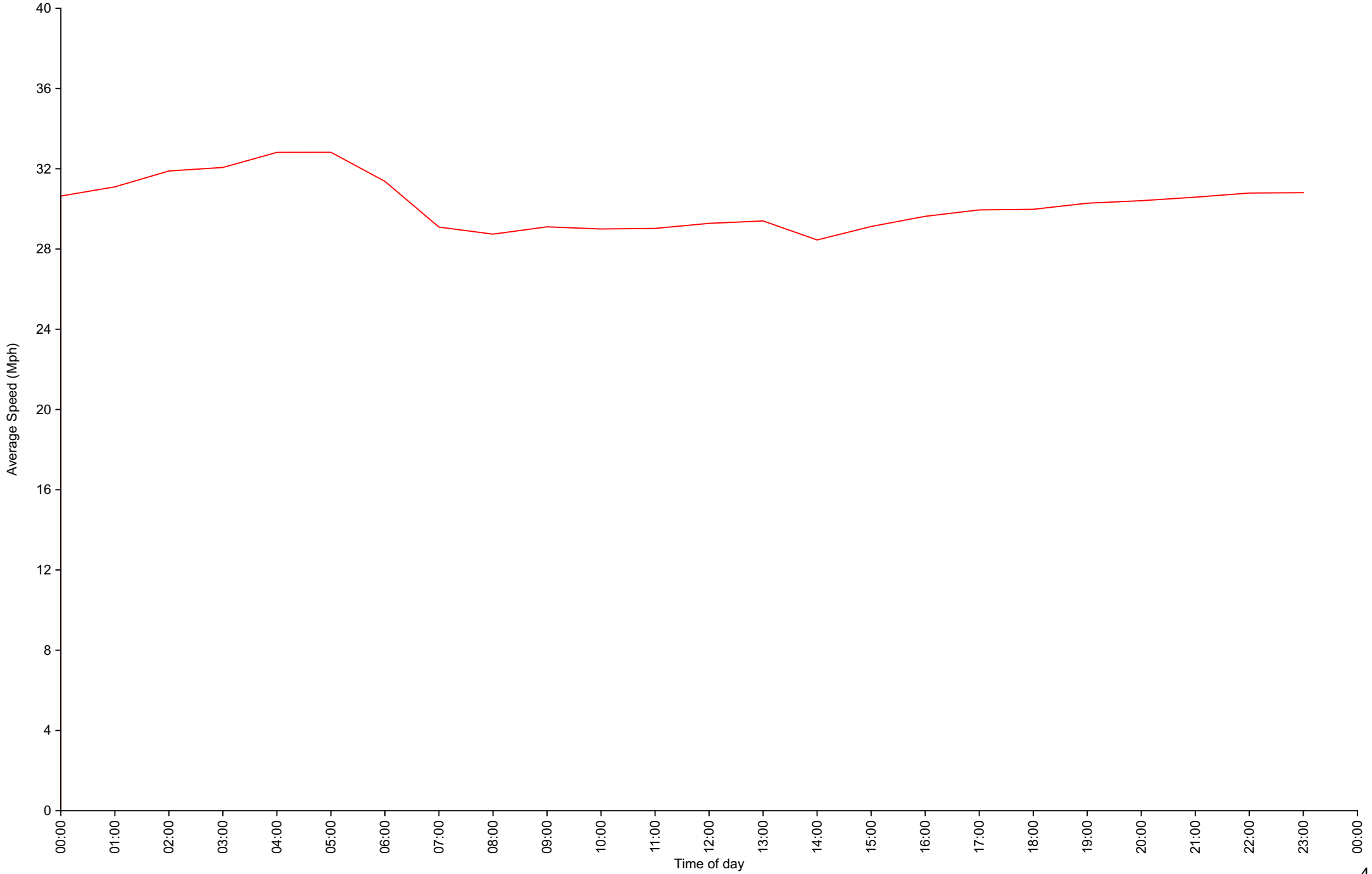
Vehicle Counts By Hour (60 Minute Resolution)



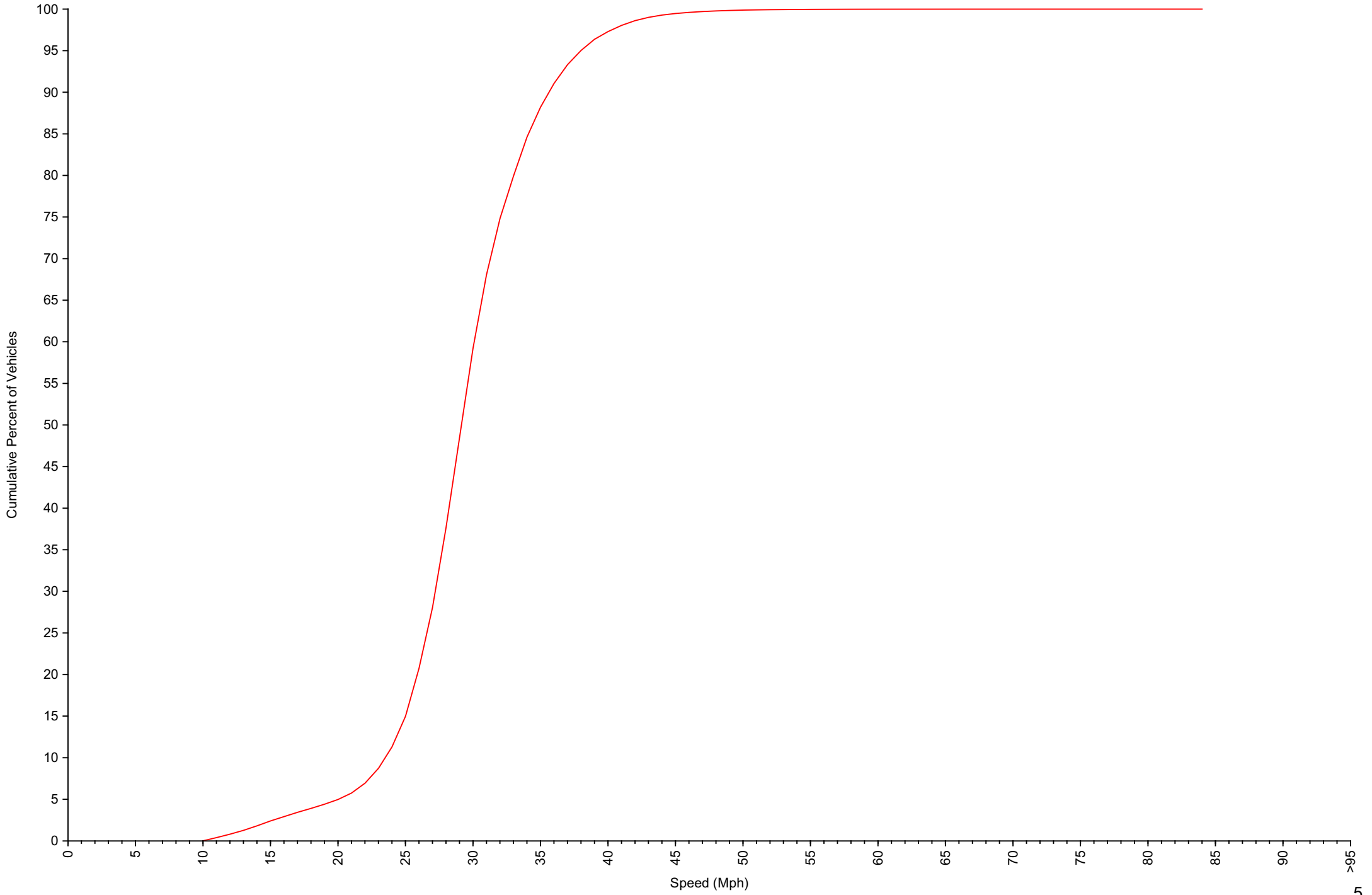
Vehicle Counts By Speed Class



Average Speed By Hour (60 Minute Resolution)



Cumulative Speed Distribution Curve



Voltage by hour
(5 Minute Resolution)

