

# Traffic Report for Site 9 1/1/15 to 12/4/15

Sites: Site 09 (Macclesfield Rd, Opp. 69)  
 Dates: Thu Jan 1 2015 - Sun Apr 12 2015  
 Directions: Westbound

## Vehicle Speed Classes (Mph)

|          | <15        | 15<br>20   | 20<br>25    | 25<br>30    | 30<br>35      | 35<br>40    | 40<br>45    | 45<br>50   | 50<br>55   | 55<br>60  | 60<br>65 | 65<br>70 | >70      | Total        | 85th<br>Percentile |
|----------|------------|------------|-------------|-------------|---------------|-------------|-------------|------------|------------|-----------|----------|----------|----------|--------------|--------------------|
| 00:00    | 0          | 6          | 24          | 226         | 460           | 406         | 218         | 96         | 28         | 13        | 4        | <b>2</b> | 0        | 1483         | 41.8               |
| 01:00    | 1          | 0          | 8           | 90          | 180           | 189         | 130         | 70         | 28         | 7         | 2        | 0        | 0        | 705          | 44.1               |
| 02:00    | 0          | 0          | 10          | 48          | 156           | 164         | 121         | 49         | 26         | 12        | 1        | 0        | 0        | 587          | 44.0               |
| 03:00    | 1          | 0          | 19          | 66          | 202           | 257         | 222         | 105        | 24         | 6         | 1        | 0        | <b>1</b> | 904          | 44.1               |
| 04:00    | 6          | 6          | 15          | 131         | 288           | 386         | 336         | 174        | 58         | 15        | 3        | 2        | 0        | 1420         | <b>44.9</b>        |
| 05:00    | 101        | 64         | 115         | 483         | 891           | 965         | 649         | 308        | 115        | <b>34</b> | 6        | 1        | 1        | 3733         | 43.1               |
| 06:00    | 29         | 18         | 98          | 840         | 2062          | 2332        | 1280        | <b>525</b> | <b>140</b> | 29        | <b>8</b> | 0        | 0        | 7361         | 41.9               |
| 07:00    | 167        | 123        | 446         | 2727        | 5108          | 3638        | <b>1537</b> | 405        | 82         | 13        | 3        | 0        | 0        | 14249        | 38.8               |
| 08:00    | 134        | 124        | 860         | 4370        | <b>7664</b>   | <b>3891</b> | 1379        | 359        | 54         | 11        | 1        | 0        | 0        | <b>18847</b> | 37.2               |
| 09:00    | <b>169</b> | 153        | 914         | 4561        | 6222          | 3245        | 1144        | 269        | 45         | 6         | 0        | 0        | 0        | 16728        | 36.9               |
| 10:00    | 158        | 179        | 946         | 4520        | 5988          | 3131        | 1064        | 237        | 37         | 4         | 0        | 0        | 1        | 16265        | 36.7               |
| 11:00    | 154        | <b>189</b> | <b>1034</b> | <b>4800</b> | 6627          | 3236        | 1085        | 240        | 34         | 6         | 0        | 0        | 0        | 17405        | 36.5               |
| 12:00    | 159        | 202        | 1017        | 4632        | 7097          | 3619        | 1193        | 252        | 48         | 6         | 1        | 1        | 0        | 18227        | 36.8               |
| 13:00    | 176        | 191        | 975         | 4628        | 7099          | 3484        | 1280        | 264        | 35         | 6         | 3        | 0        | 0        | 18141        | 36.7               |
| 14:00    | 137        | 141        | 964         | 4961        | 7483          | 3613        | 1217        | 289        | 40         | 5         | 0        | 0        | <b>1</b> | 18851        | 36.6               |
| 15:00    | 144        | 142        | 1111        | 5347        | 8537          | 3866        | 1305        | 256        | 43         | 5         | 1        | 1        | 0        | 20758        | 36.4               |
| 16:00    | 140        | 147        | 1157        | 5665        | 9634          | <b>3995</b> | <b>1440</b> | 299        | 48         | 9         | 1        | 1        | 0        | 22536        | 36.4               |
| 17:00    | <b>270</b> | <b>212</b> | <b>1193</b> | <b>6090</b> | <b>9742</b>   | 3881        | 1362        | 240        | 38         | 13        | 3        | 0        | 0        | <b>23044</b> | 36.1               |
| 18:00    | 93         | 141        | 830         | 4228        | 6762          | 3457        | 1296        | 242        | 64         | 14        | 2        | <b>5</b> | 1        | 17135        | 37.2               |
| 19:00    | 44         | 45         | 434         | 2765        | 4182          | 2748        | 1070        | <b>328</b> | <b>74</b>  | 19        | 3        | 0        | 1        | 11713        | 38.3               |
| 20:00    | 25         | 34         | 228         | 1673        | 2733          | 2021        | 941         | 299        | 62         | <b>26</b> | 3        | 1        | 0        | 8046         | 39.5               |
| 21:00    | 11         | 13         | 183         | 1242        | 1983          | 1486        | 738         | 251        | 63         | 17        | 5        | 1        | 0        | 5993         | 39.9               |
| 22:00    | 6          | 15         | 101         | 876         | 1507          | 1101        | 599         | 251        | 69         | 26        | <b>6</b> | 0        | 1        | 4558         | 40.7               |
| 23:00    | 4          | 7          | 60          | 586         | 897           | 673         | 333         | 140        | 50         | 15        | 5        | 1        | 1        | 2772         | <b>40.5</b>        |
| AM Total | 920        | 862        | 4489        | 22862       | <b>35848</b>  | 21840       | 9165        | 2837       | 671        | 156       | 29       | 5        | 3        |              |                    |
| PM Total | 1209       | 1290       | 8253        | 42693       | <b>67656</b>  | 33944       | 12774       | 3111       | 634        | 161       | 33       | 11       | 5        |              |                    |
| Total    | 2129       | 2152       | 12742       | 65555       | <b>103504</b> | 55784       | 21939       | 5948       | 1305       | 317       | 62       | 16       | 8        |              |                    |
| Percent  | 0.78%      | 0.79%      | 4.69%       | 24.15%      | <b>38.13%</b> | 20.55%      | 8.08%       | 2.19%      | 0.48%      | 0.12%     | 0.02%    | 0.01%    | 0.00%    |              |                    |

Total Vehicles : 271461

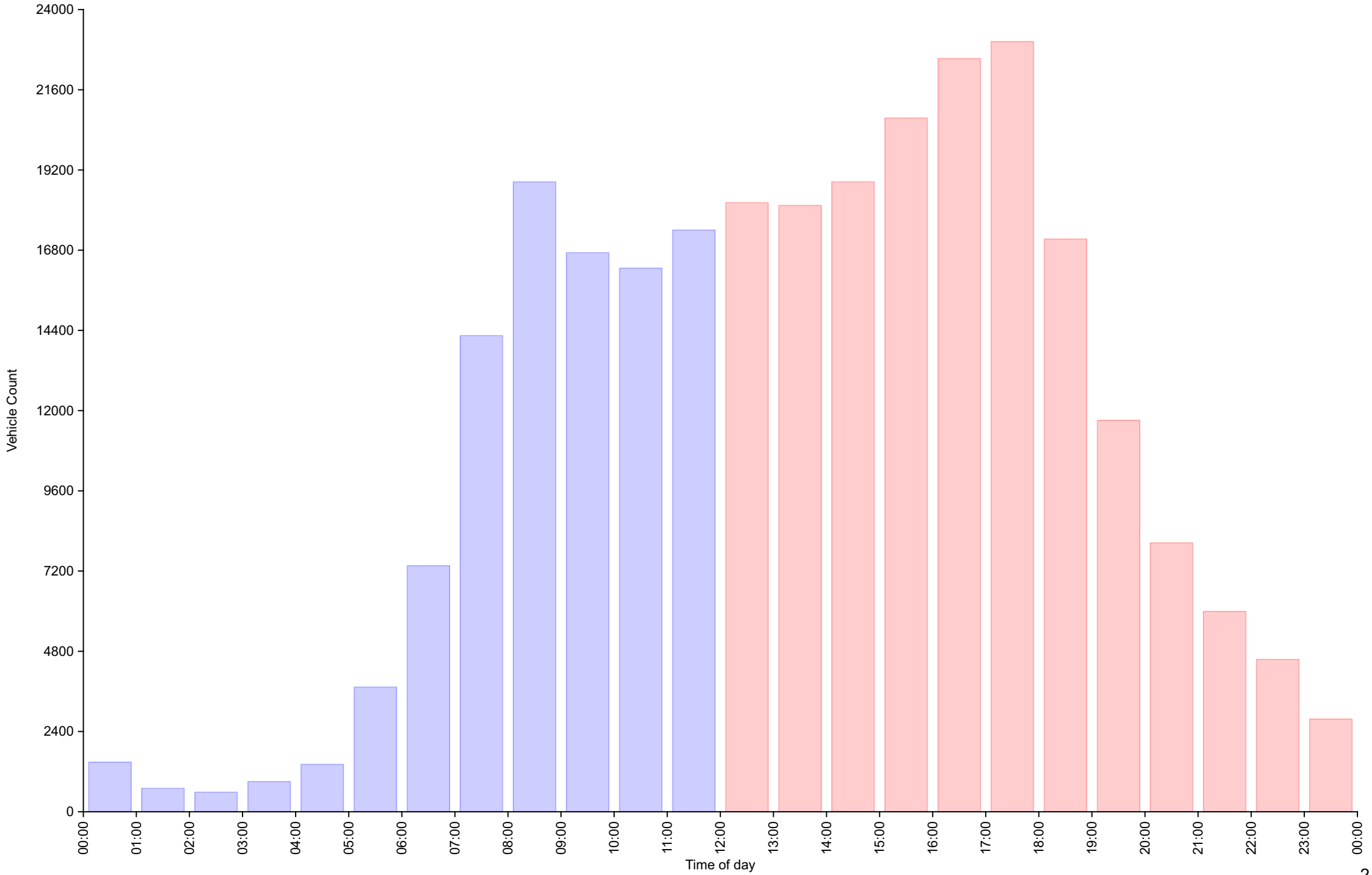
30th Percentile : 28.9 MPH  
 50th Percentile : 31.4 MPH  
 85th Percentile : 37.6 MPH  
 95th Percentile : 42.0 MPH

Average Speed : 32.3 MPH  
 Highest Speed : 92.0 MPH

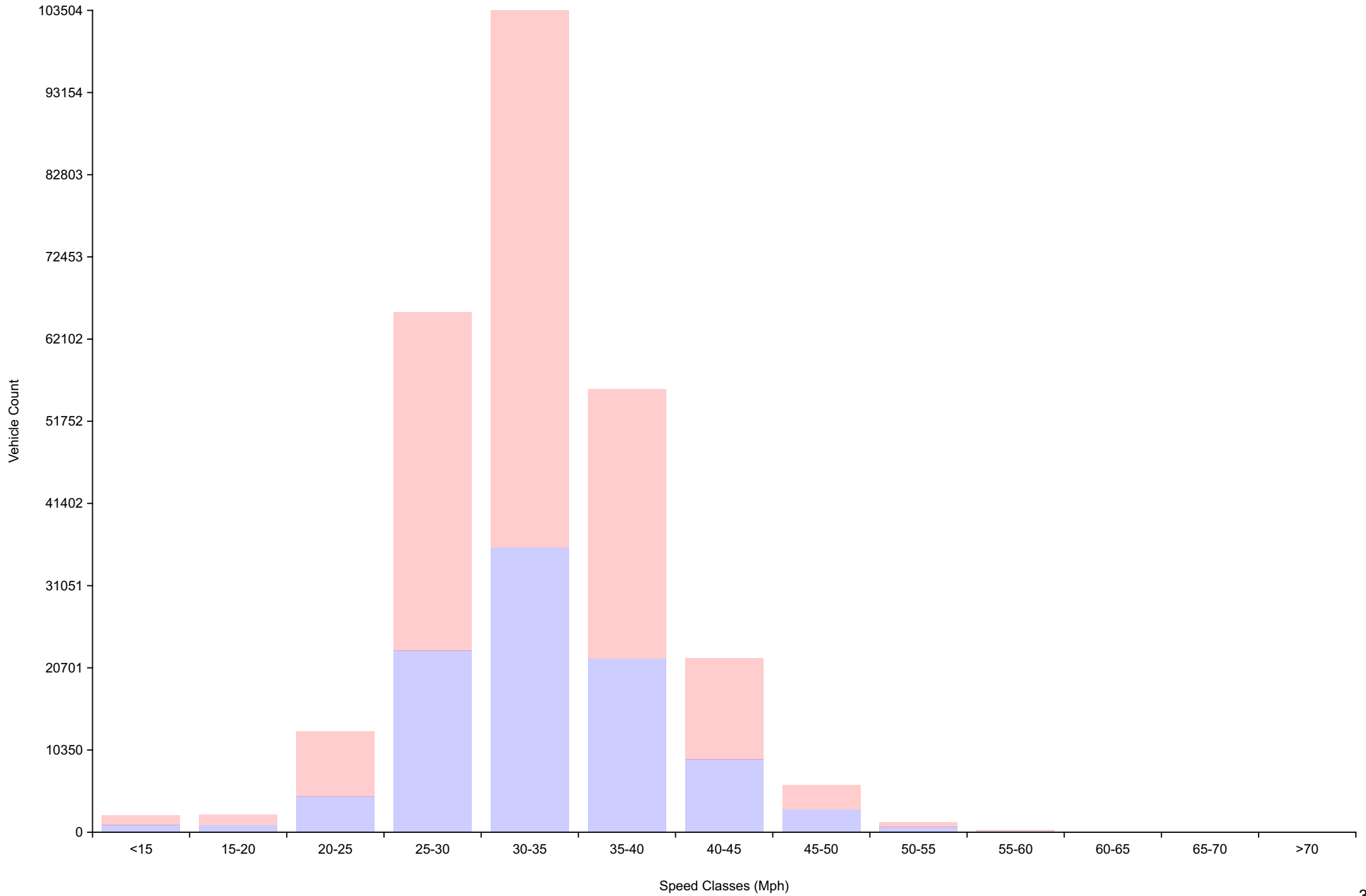
Total Over Speed Limit : 64.5 % (175071 / 271461)

# Vehicle Counts By Hour

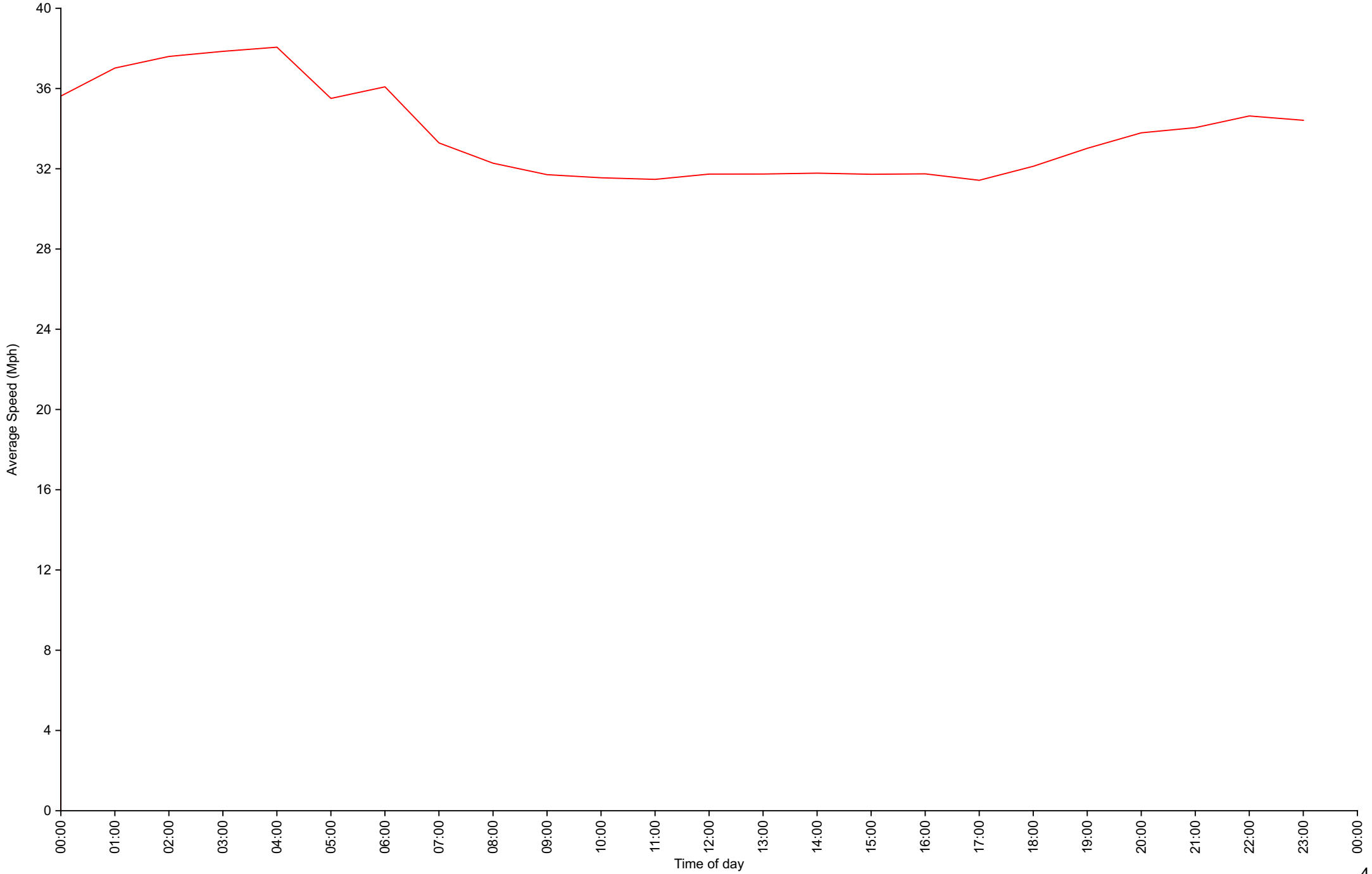
(60 Minute Resolution)



# Vehicle Counts By Speed Class



# Average Speed By Hour (60 Minute Resolution)



# Cumulative Speed Distribution Curve

