

Traffic Report

Sites:Site 09 (Macclesfield Rd, opposite 69) Solar Panel Assembly

Dates:Sun Feb 26 2017 - Mon May 8 2017

Directions:Westbound

Vehicle Speed Classes (Mph)

	<15	15 20	20 25	25 30	30 35	35 40	40 45	45 50	50 55	55 60	60 65	65 70	>70	Total	85th Percentile	Average Voltage
00:00	2	3	14	181	322	296	192	81	40	10	2	0	1	1144	42.7	12.66V
01:00	0	0	1	50	141	130	95	76	18	7	4	2	0	524	45.4	12.66V
02:00	2	2	5	24	90	125	132	51	18	4	3	0	0	456	44.6	12.66V
03:00	0	3	5	30	74	136	139	84	35	17	6	1	0	530	47.3	12.66V
04:00	1	2	4	58	197	258	230	122	64	23	10	0	0	969	46.7	12.65V
05:00	44	31	51	203	589	702	500	288	119	37	10	3	0	2577	44.9	12.78V
06:00	21	39	57	594	1539	1815	949	407	119	29	5	1	0	5575	42.1	12.95V
07:00	129	94	206	1630	3736	2823	1129	330	68	10	3	0	0	10158	39.1	13.07V
08:00	101	92	497	2796	5463	2751	1035	261	56	12	0	0	0	13064	37.4	13.17V
09:00	94	103	584	3013	4906	2467	824	192	36	11	2	1	0	12233	36.8	13.17V
10:00	123	117	692	3458	5098	2387	823	193	32	5	1	0	0	12929	36.5	13.58V
11:00	108	121	667	3690	5716	2413	826	148	28	6	2	0	0	13725	36.2	13.58V
12:00	117	132	764	3930	5803	2541	786	162	26	7	0	0	0	14268	36.0	13.67V
13:00	107	110	662	3537	5586	2585	882	154	32	8	2	0	0	13665	36.5	13.32V
14:00	110	113	684	3741	6151	2558	855	188	38	5	1	0	0	14444	36.2	13.50V
15:00	118	112	726	3944	6727	2727	914	183	26	1	1	0	0	15479	36.1	13.04V
16:00	130	120	618	3643	7368	3293	1149	258	37	4	1	0	0	16621	36.7	13.31V
17:00	160	115	569	3397	6298	3045	1106	247	48	6	1	0	0	14992	37.0	13.52V
18:00	61	48	429	2699	4812	2715	961	263	61	10	0	0	0	12059	37.6	12.90V
19:00	51	31	293	2038	3267	2198	857	210	50	8	2	0	0	9005	38.3	12.93V
20:00	28	38	181	1397	2183	1554	615	171	43	11	6	0	0	6227	38.6	13.05V
21:00	16	15	106	918	1527	1055	477	159	46	14	5	0	2	4340	39.3	13.05V
22:00	8	6	52	527	1022	781	342	123	36	6	1	1	0	2905	39.9	13.05V
23:00	2	2	26	354	700	526	222	109	43	9	3	0	0	1996	40.4	13.05V
AM Total	625	607	2783	15727	27871	16303	6874	2233	633	171	48	8	1			
PM Total	908	842	5110	30125	51444	25578	9166	2227	486	89	23	1	2			
Total	1533	1449	7893	45852	79315	41881	16040	4460	1119	260	71	9	3			
Percent	0.77%	0.72%	3.95%	22.94%	39.68%	20.95%	8.02%	2.23%	0.56%	0.13%	0.04%	0.00%	0.00%			

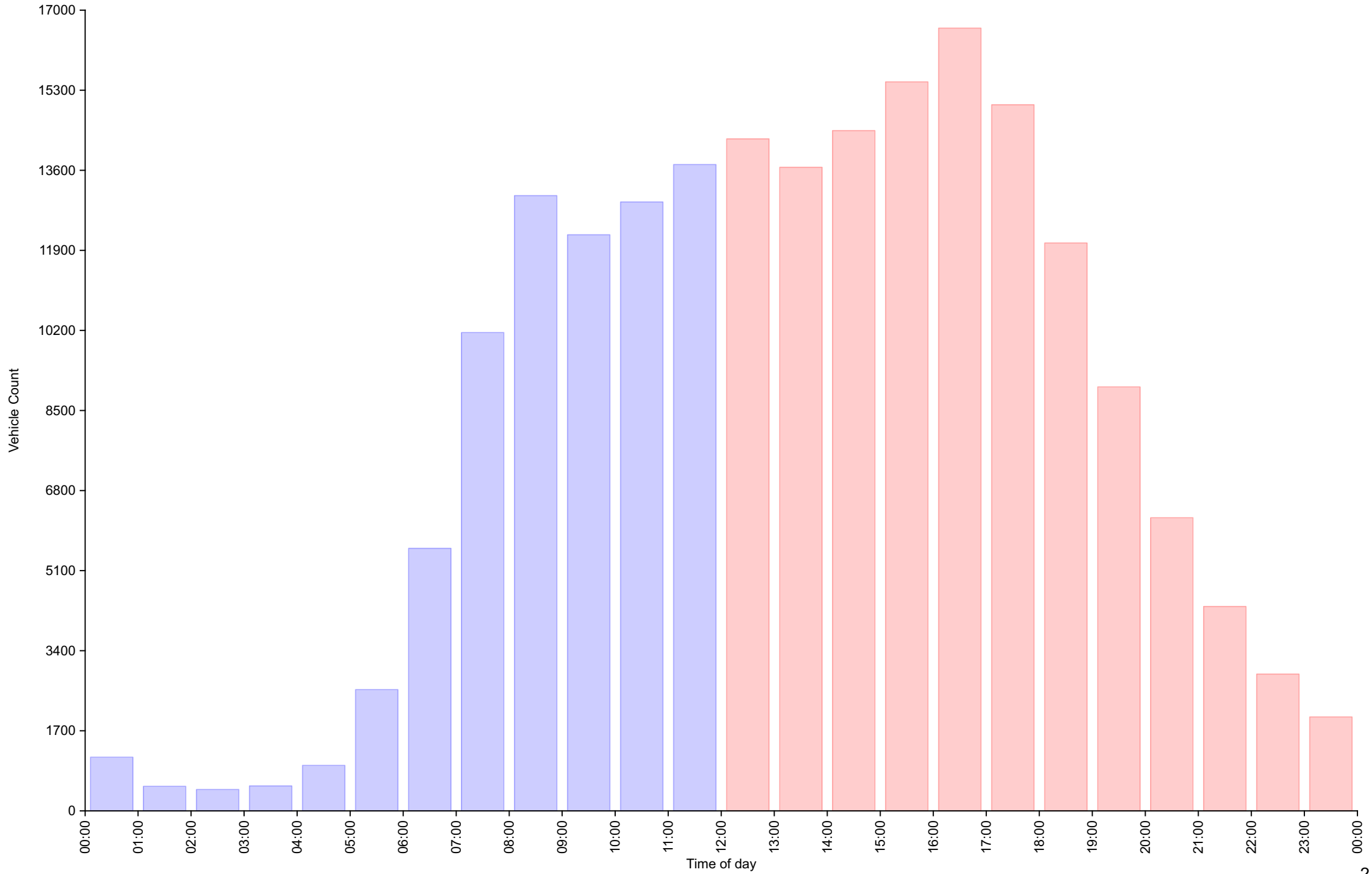
Total Vehicles : 199885

30th Percentile : 29.2 MPH
 50th Percentile : 31.6 MPH
 85th Percentile : 37.6 MPH
 95th Percentile : 42.1 MPH

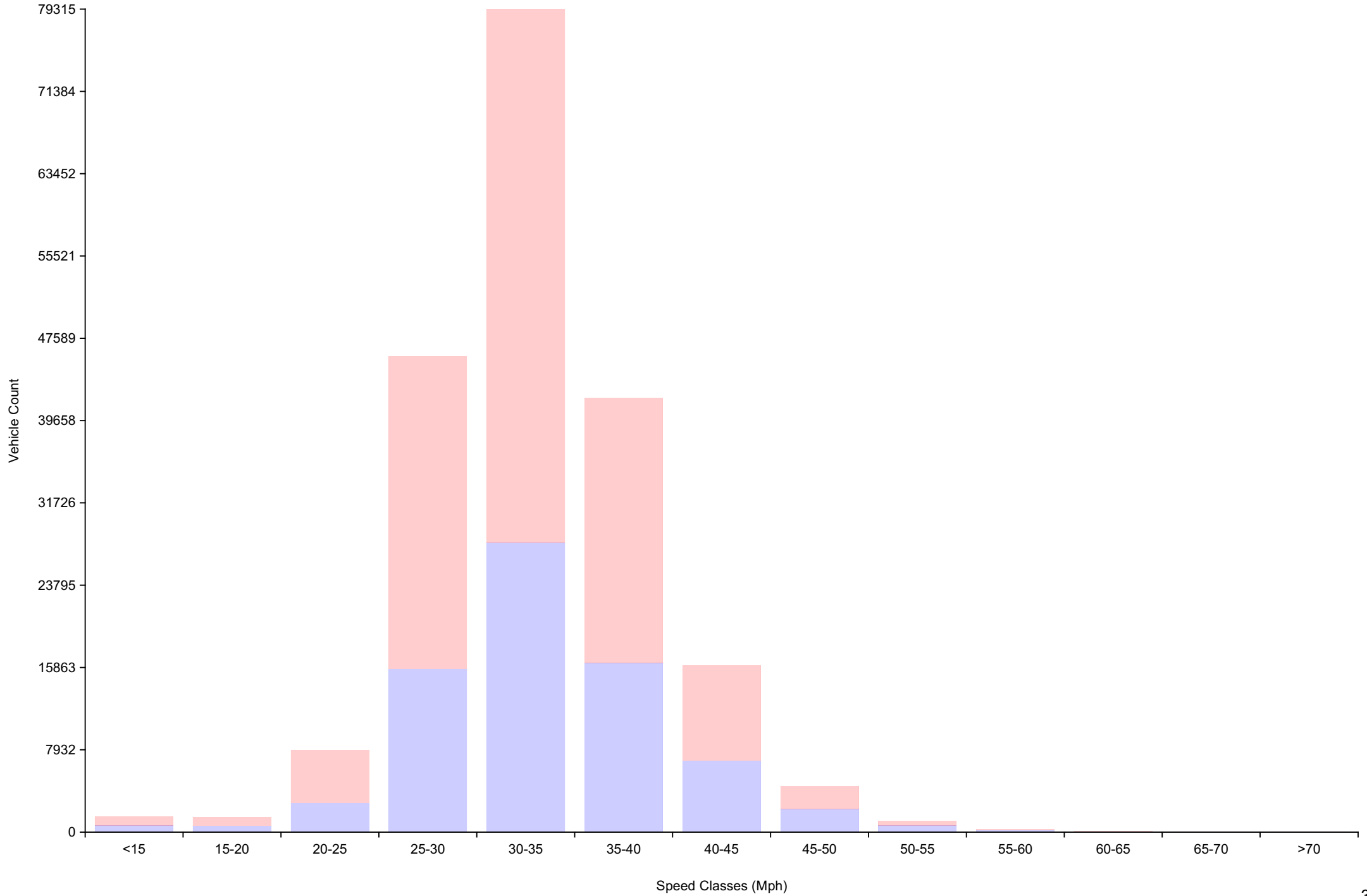
Average Speed : 32.5 MPH
 Highest Speed : 72.0 MPH

Total Over Speed Limit : 66.7 % (133304 / 199885)

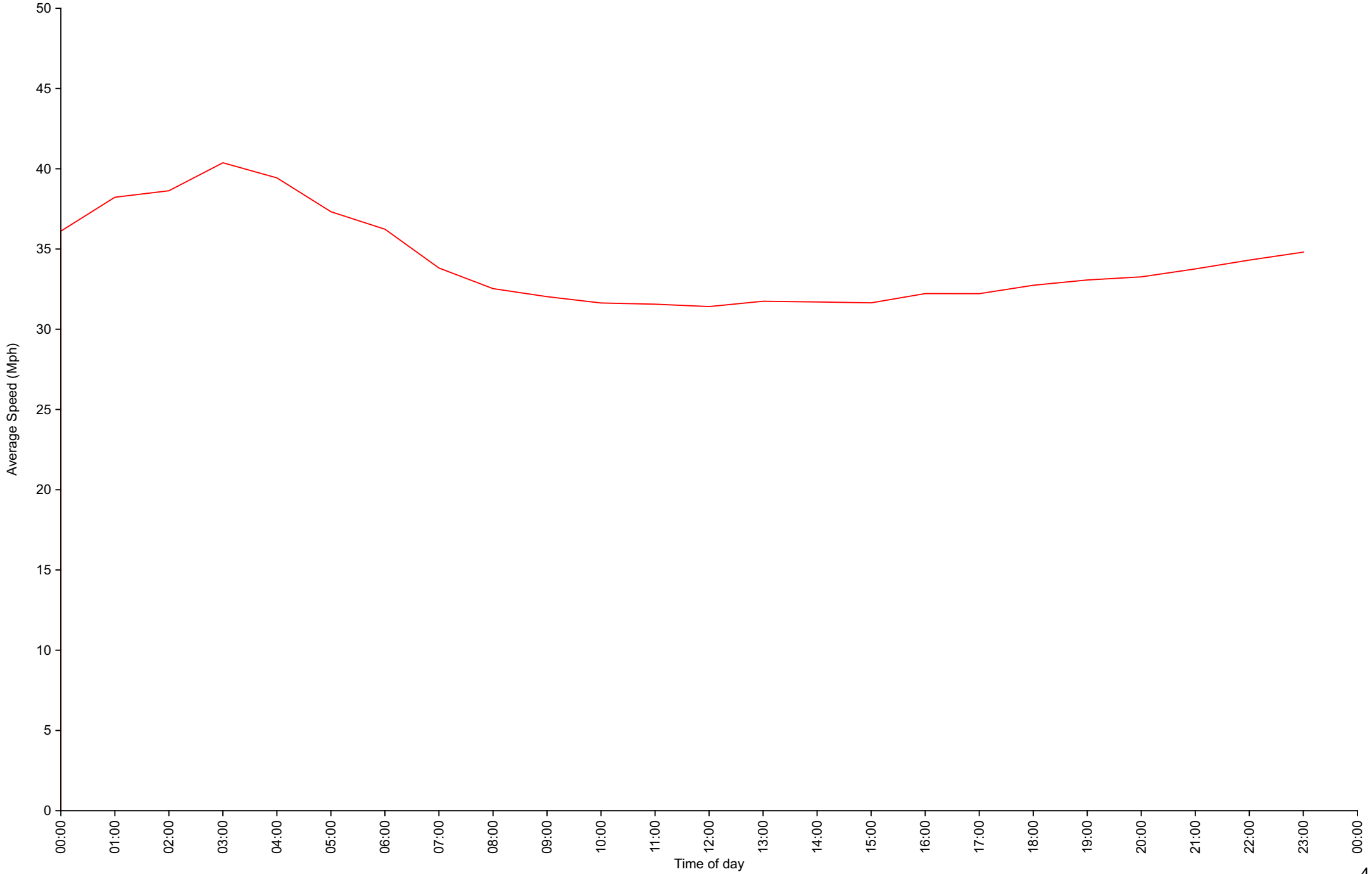
Vehicle Counts By Hour (60 Minute Resolution)



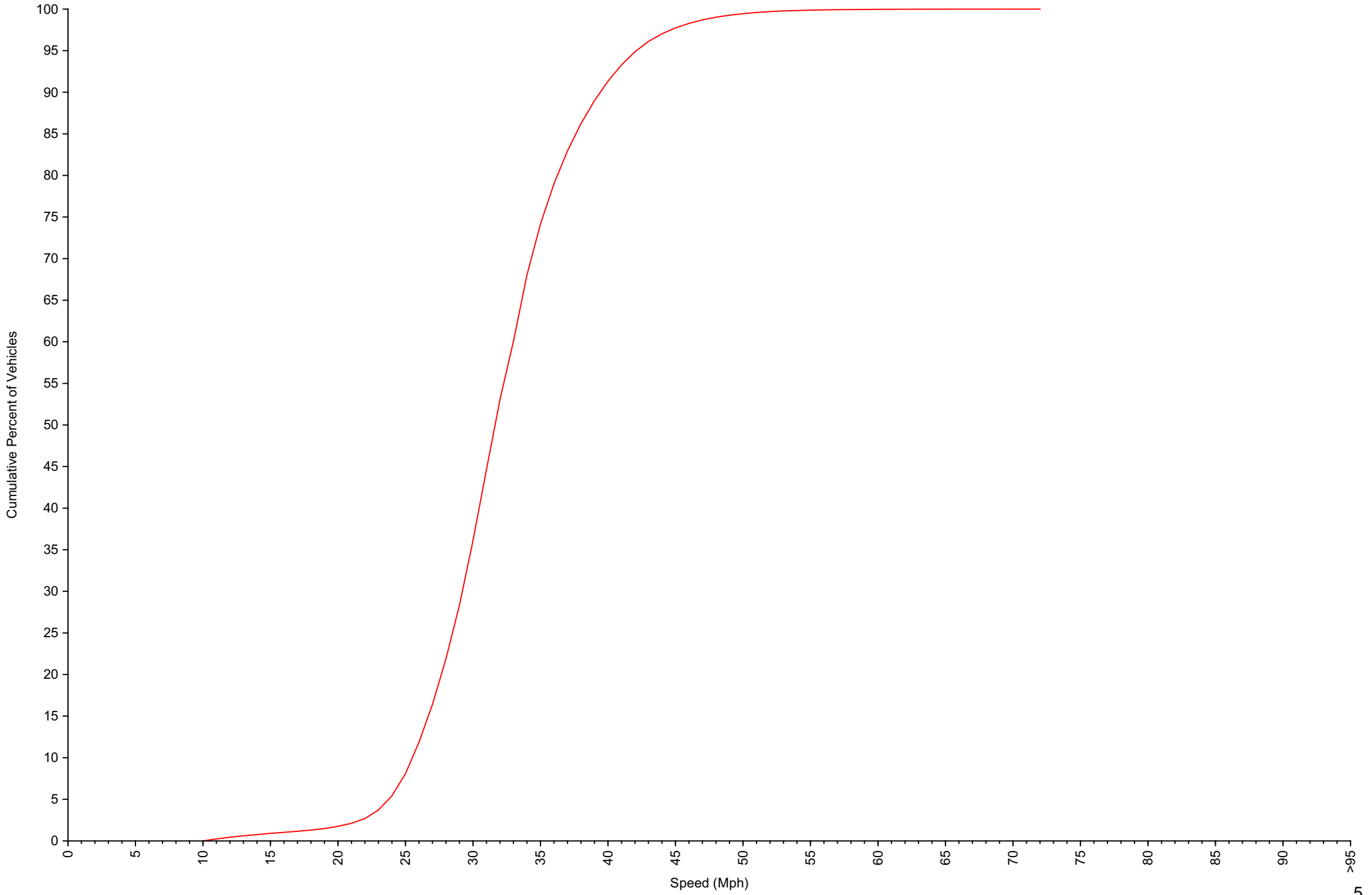
Vehicle Counts By Speed Class



Average Speed By Hour (60 Minute Resolution)



Cumulative Speed Distribution Curve



Voltage by hour
(5 Minute Resolution)

