

Traffic Report

Sites: Site 11 (Macclesfield Rd, between 59/57)

Dates: Sun Jun 5 2016 - Sun Feb 26 2017

Directions: Eastbound

Vehicle Speed Classes (Mph)

	<15	15 20	20 25	25 30	30 35	35 40	40 45	45 50	50 55	55 60	60 65	65 70	>70	Total	85th Percentile	Average Voltage
00:00	41	108	305	1407	2072	1495	595	294	107	19	8	0	1	6452	39.4	12.05V
01:00	18	47	160	747	1158	864	408	183	57	14	11	2	0	3669	40.1	12.05V
02:00	9	29	100	455	762	551	287	122	49	12	1	1	1	2379	40.5	12.04V
03:00	9	41	110	544	909	793	356	191	57	8	4	0	1	3023	40.8	12.05V
04:00	37	59	158	872	1431	1195	464	186	49	16	4	0	0	4471	39.3	12.05V
05:00	167	313	897	2964	4381	2733	1021	339	90	16	5	1	0	12927	37.9	12.04V
06:00	225	621	1544	5626	10221	6404	2372	676	168	34	8	3	0	27902	37.9	12.04V
07:00	473	1855	3689	16617	23218	8124	2368	422	83	16	2	0	0	56867	35.0	12.04V
08:00	928	3004	5713	21284	16627	5933	1398	236	29	9	1	0	0	55162	33.7	12.00V
09:00	1007	2688	5334	22053	18647	6080	1378	208	33	9	2	1	0	57440	33.6	11.91V
10:00	934	2587	5208	21688	18214	5756	1212	198	32	6	1	1	1	55838	33.5	12.37V
11:00	938	2418	4994	20912	18483	6015	1273	211	31	13	1	0	1	55290	33.7	11.80V
12:00	1020	2492	5232	20396	18949	6493	1492	249	40	6	1	0	0	56370	33.9	11.84V
13:00	925	2484	4867	19500	20060	6976	1725	302	59	13	5	0	0	56916	34.3	11.82V
14:00	794	2336	4627	18773	19832	6972	1815	348	63	12	1	2	1	55576	34.4	11.97V
15:00	776	2830	5090	20740	19234	7013	1709	340	57	8	4	4	0	57805	34.2	11.82V
16:00	670	2419	4633	19060	21600	8066	2125	385	67	16	6	2	0	59049	34.7	11.91V
17:00	641	2588	5264	20901	21826	7909	2237	387	73	14	1	0	0	61841	34.6	11.93V
18:00	522	2023	3678	14427	19332	8107	2334	477	105	17	9	1	0	51032	35.5	11.95V
19:00	349	1670	2831	10234	13249	6521	2011	484	111	30	15	3	3	37511	36.1	12.02V
20:00	267	973	1819	6634	9110	5133	1794	502	110	24	7	1	1	26375	36.9	12.04V
21:00	176	608	1156	5208	7273	4203	1507	448	138	32	11	2	4	20766	37.3	12.04V
22:00	121	525	995	3896	5670	3439	1363	390	129	39	7	2	1	16577	37.8	12.04V
23:00	60	237	594	2361	3696	2433	947	373	130	38	9	5	0	10883	38.6	12.03V
AM Total	4786	13770	28212	115169	116123	45943	13132	3266	785	172	48	9	5			
PM Total	6321	21185	40786	162130	179831	73265	21059	4685	1082	249	76	22	10			
Total	11107	34955	68998	277299	295954	119208	34191	7951	1867	421	124	31	15			
Percent	1.30%	4.10%	8.10%	32.54%	34.73%	13.99%	4.01%	0.93%	0.22%	0.05%	0.01%	0.00%	0.00%			

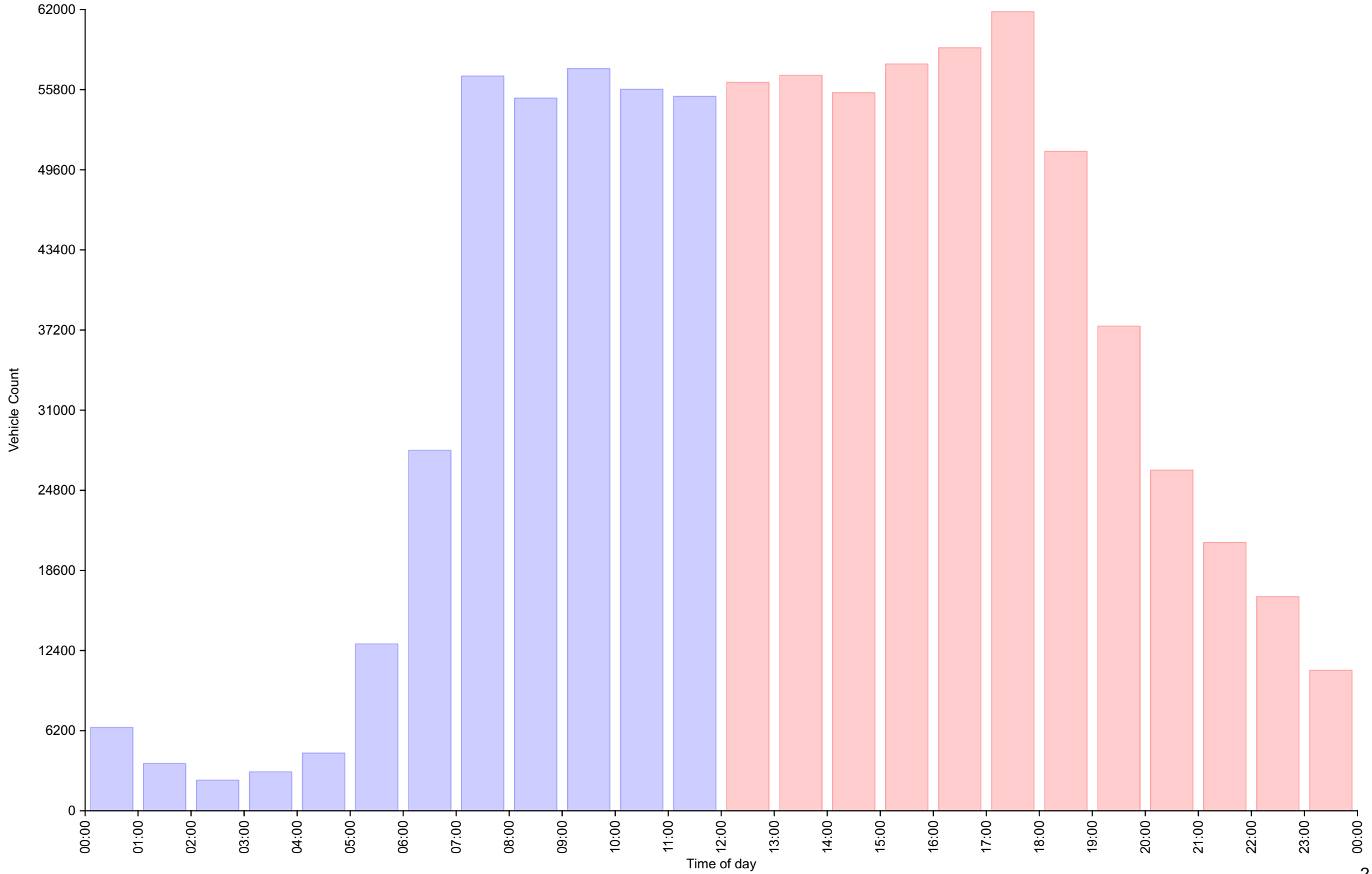
Total Vehicles : 852121

30th Percentile : 27.2 MPH
 50th Percentile : 29.4 MPH
 85th Percentile : 35.0 MPH
 95th Percentile : 39.2 MPH

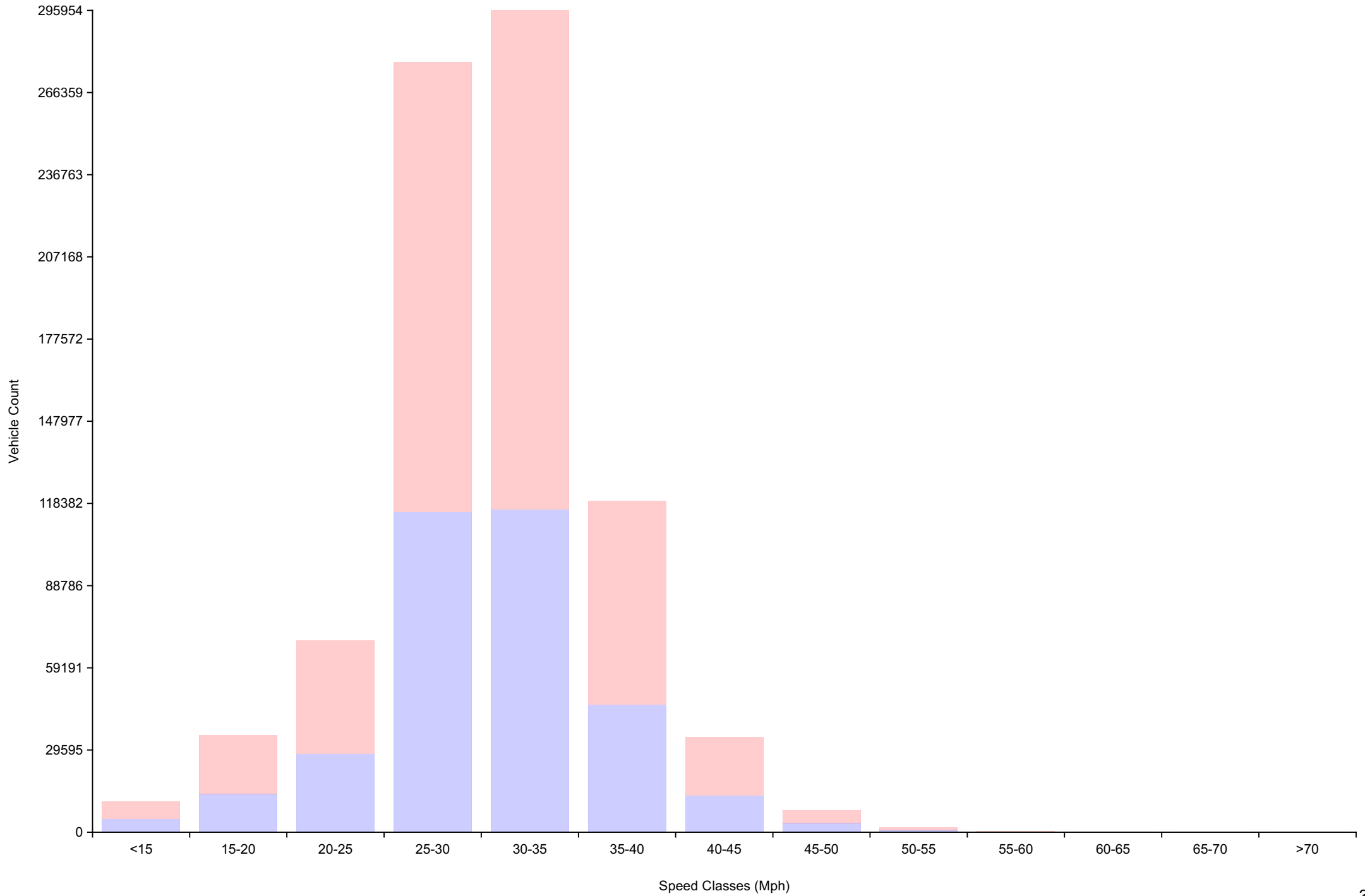
Average Speed : 30.0 MPH
 Highest Speed : 85.0 MPH

Total Over Speed Limit : 47.9 % (408428 / 852121)

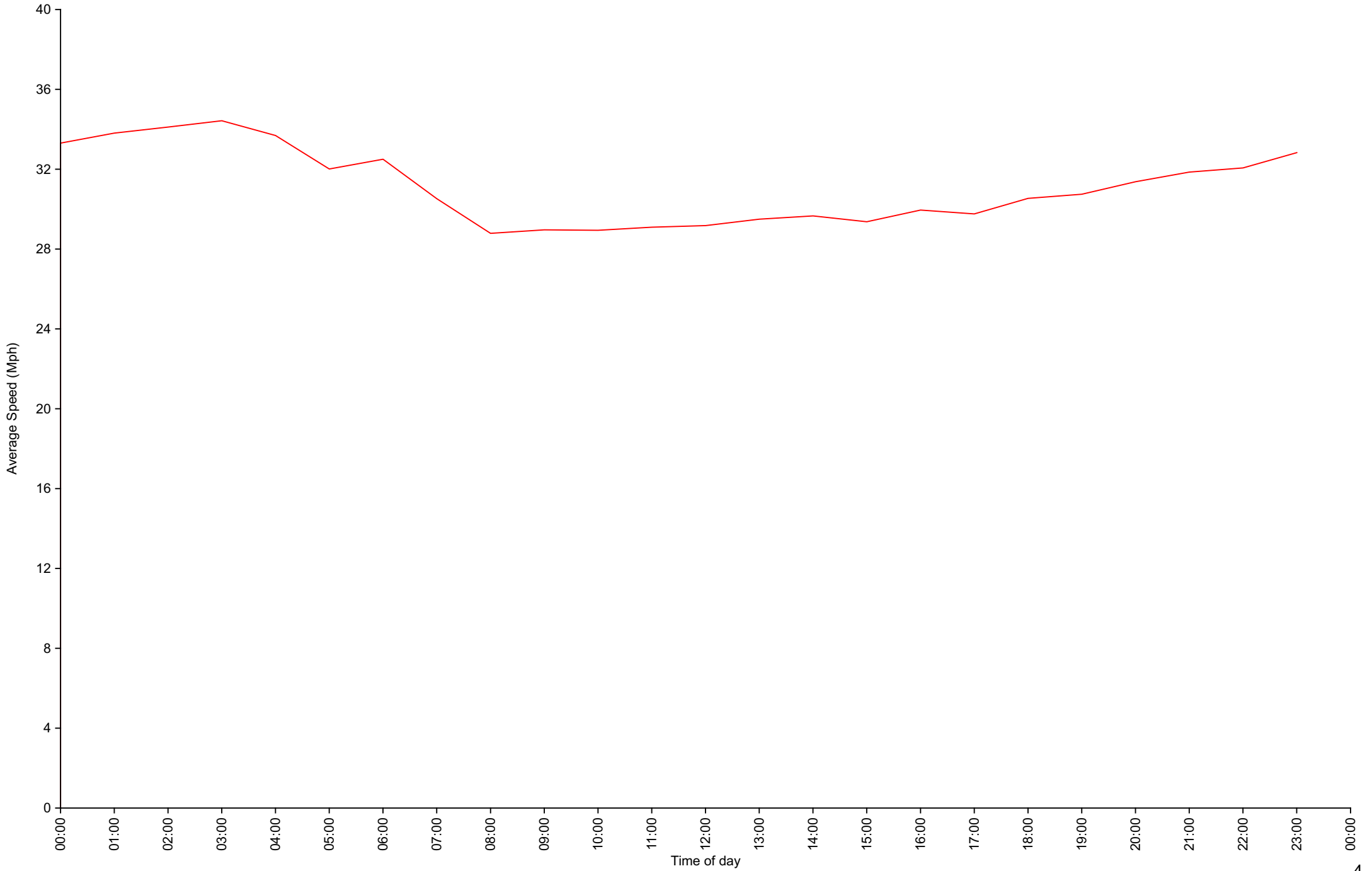
Vehicle Counts By Hour (60 Minute Resolution)



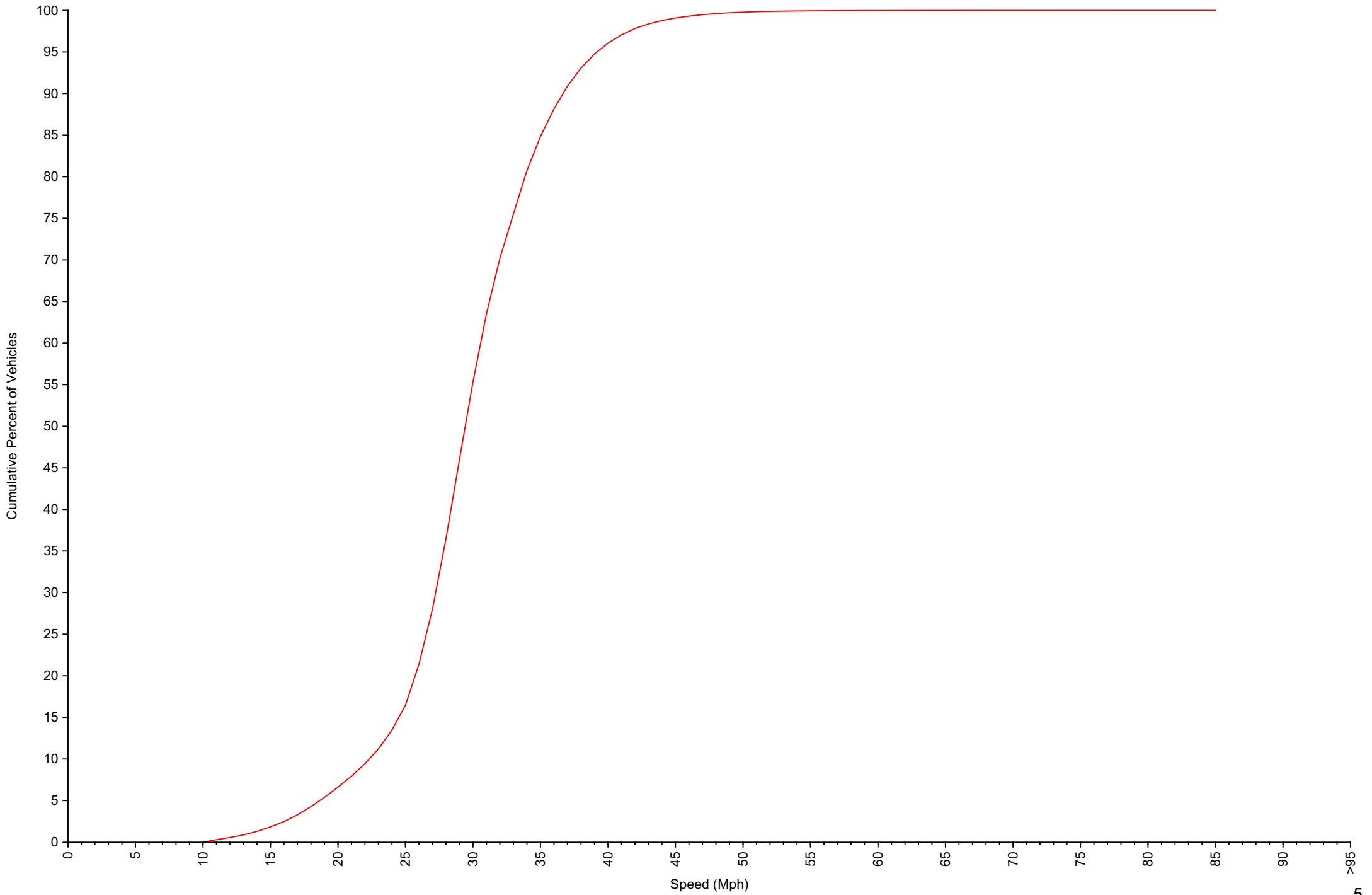
Vehicle Counts By Speed Class



Average Speed By Hour (60 Minute Resolution)



Cumulative Speed Distribution Curve



Voltage by hour
(5 Minute Resolution)

