

Traffic Report

Sites: Site 11 (Macclesfield Rd, between 59/57)

Dates: Mon Jun 11 2018 - Sun Jul 15 2018

Directions: Eastbound

Vehicle Speed Classes (Mph)

	<15	15 20	20 25	25 30	30 35	35 40	40 45	45 50	50 55	55 60	60 65	65 70	>70	Total	85th Percentile	Average Voltage
00:00	7	15	29	177	209	132	47	16	6	2	0	0	0	640	37.6	12.92V
01:00	3	12	22	81	112	57	24	12	8	2	0	0	0	333	38.6	12.92V
02:00	3	14	19	73	70	44	18	10	2	3	0	0	0	256	38.1	12.94V
03:00	3	12	15	47	72	65	26	11	1	0	0	0	0	252	39.0	12.92V
04:00	1	20	32	107	196	153	78	20	6	0	0	0	0	613	39.5	12.92V
05:00	28	71	177	427	662	509	182	70	20	4	0	0	0	2150	38.2	12.90V
06:00	48	106	317	1187	2267	1020	293	46	9	1	0	0	0	5294	36.0	12.75V
07:00	92	363	593	2774	2941	946	251	28	6	0	0	0	0	7994	34.1	12.74V
08:00	140	510	945	3303	1985	657	120	16	1	0	0	0	0	7677	32.7	12.74V
09:00	133	449	835	3458	2336	666	136	17	5	0	1	0	0	8036	32.8	12.77V
10:00	127	387	774	3282	2352	688	105	17	1	2	0	0	0	7735	32.8	13.19V
11:00	132	369	768	3323	2429	714	109	22	5	0	0	0	0	7871	32.9	13.46V
12:00	144	379	865	3411	2381	700	105	17	4	0	0	0	0	8006	32.7	13.49V
13:00	121	404	833	3101	2440	773	154	17	5	2	0	0	0	7850	33.3	13.39V
14:00	101	394	741	2899	2452	857	156	29	6	2	1	0	0	7638	33.7	13.65V
15:00	101	449	881	3245	2519	839	176	31	3	2	0	0	0	8246	33.5	13.45V
16:00	87	283	650	2884	2760	978	216	41	1	1	0	1	0	7902	34.2	13.22V
17:00	53	312	641	2635	2935	1038	255	44	5	2	0	1	0	7921	34.5	13.41V
18:00	27	281	506	1873	2383	1060	276	54	12	3	0	0	0	6475	35.3	13.26V
19:00	41	198	397	1358	1598	755	213	37	10	1	0	0	0	4608	35.5	12.73V
20:00	26	136	268	985	1315	639	207	43	3	0	0	0	0	3622	36.1	12.88V
21:00	17	106	210	849	960	443	122	34	7	2	2	0	0	2752	35.5	12.90V
22:00	16	72	159	684	697	315	97	36	9	3	0	0	0	2088	35.8	12.91V
23:00	11	46	71	307	389	252	73	28	7	3	0	2	0	1189	37.1	12.90V
AM Total	717	2328	4526	18239	15631	5651	1389	285	70	14	1	0	0			
PM Total	745	3060	6222	24231	22829	8649	2050	411	72	21	3	4	0			
Total	1462	5388	10748	42470	38460	14300	3439	696	142	35	4	4	0			
Percent	1.25%	4.60%	9.17%	36.25%	32.83%	12.21%	2.94%	0.59%	0.12%	0.03%	0.00%	0.00%	0.00%			

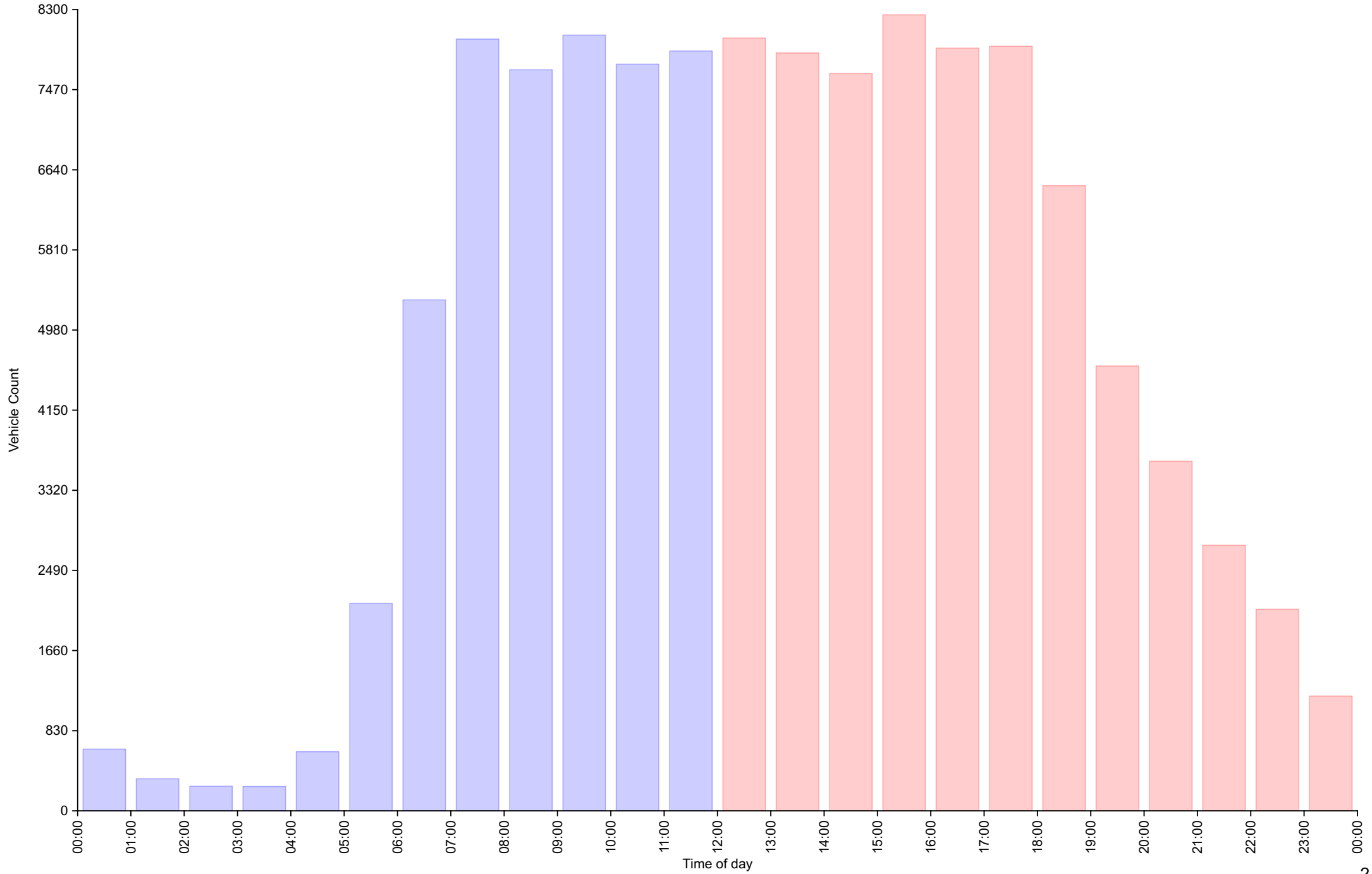
Total Vehicles : 117148

30th Percentile : 26.8 MPH
 50th Percentile : 28.9 MPH
 85th Percentile : 34.2 MPH
 95th Percentile : 38.0 MPH

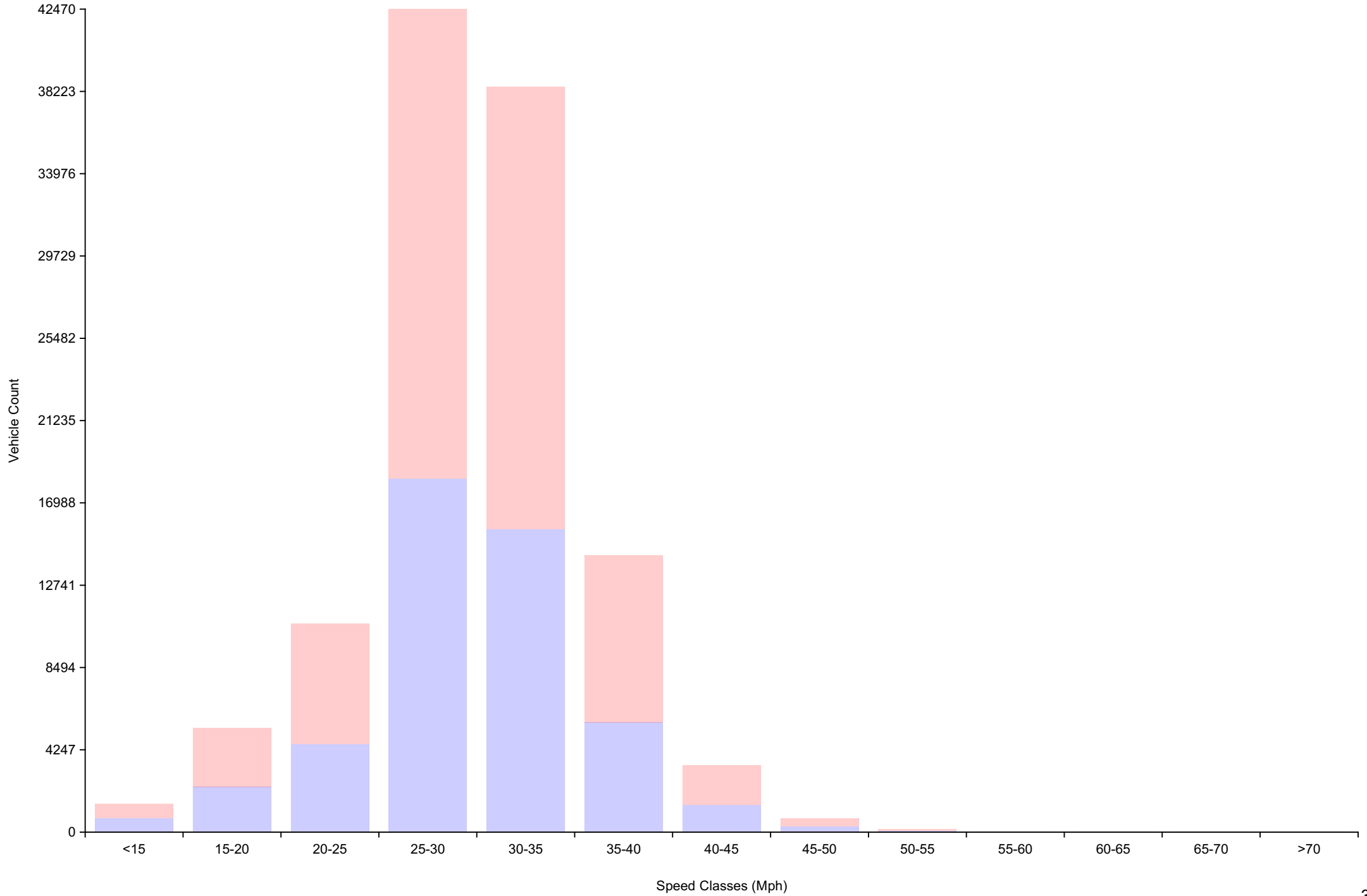
Average Speed : 29.4 MPH
 Highest Speed : 69.0 MPH

Total Over Speed Limit : 42.6 % (49864 / 117148)

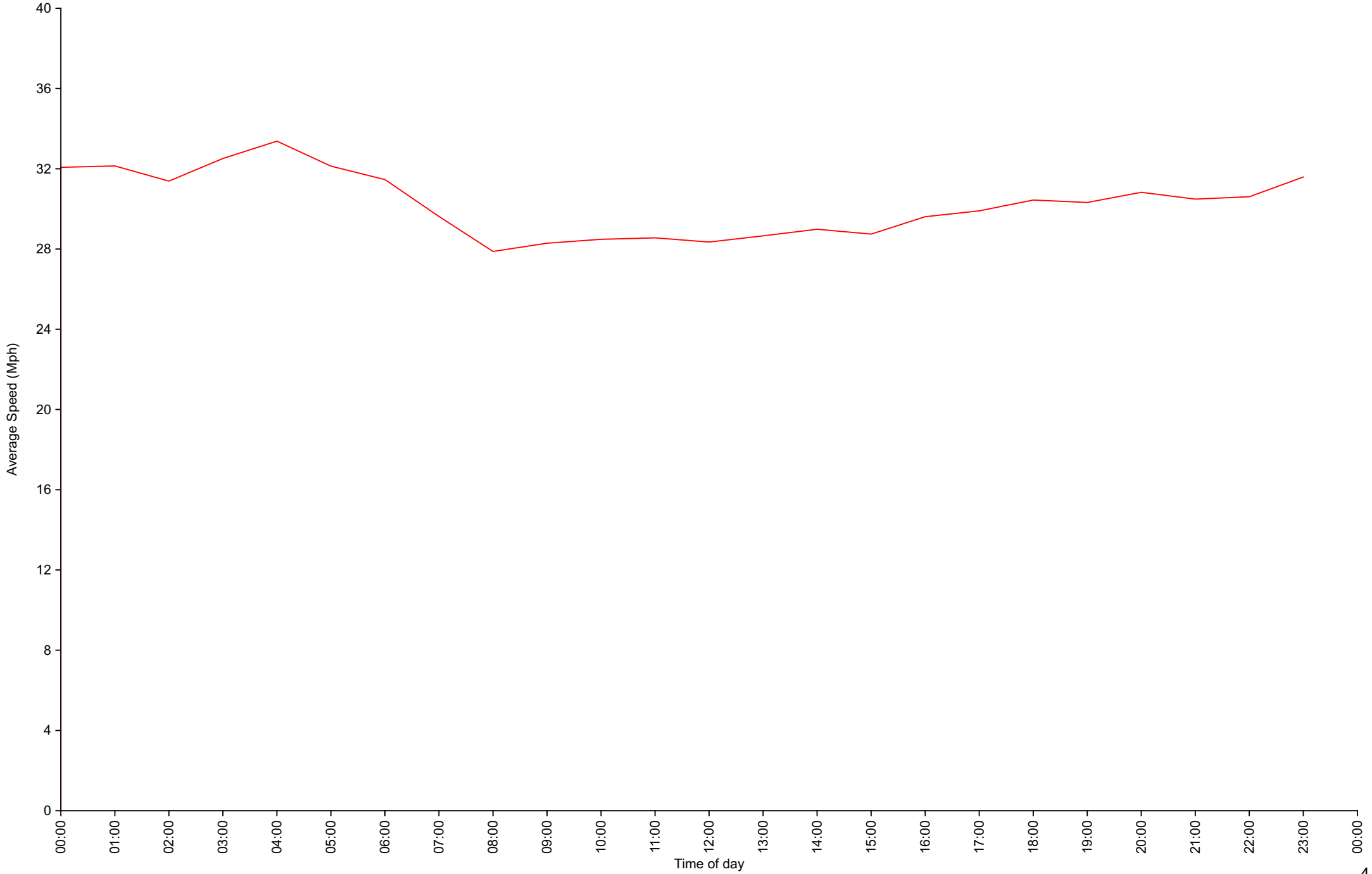
Vehicle Counts By Hour (60 Minute Resolution)



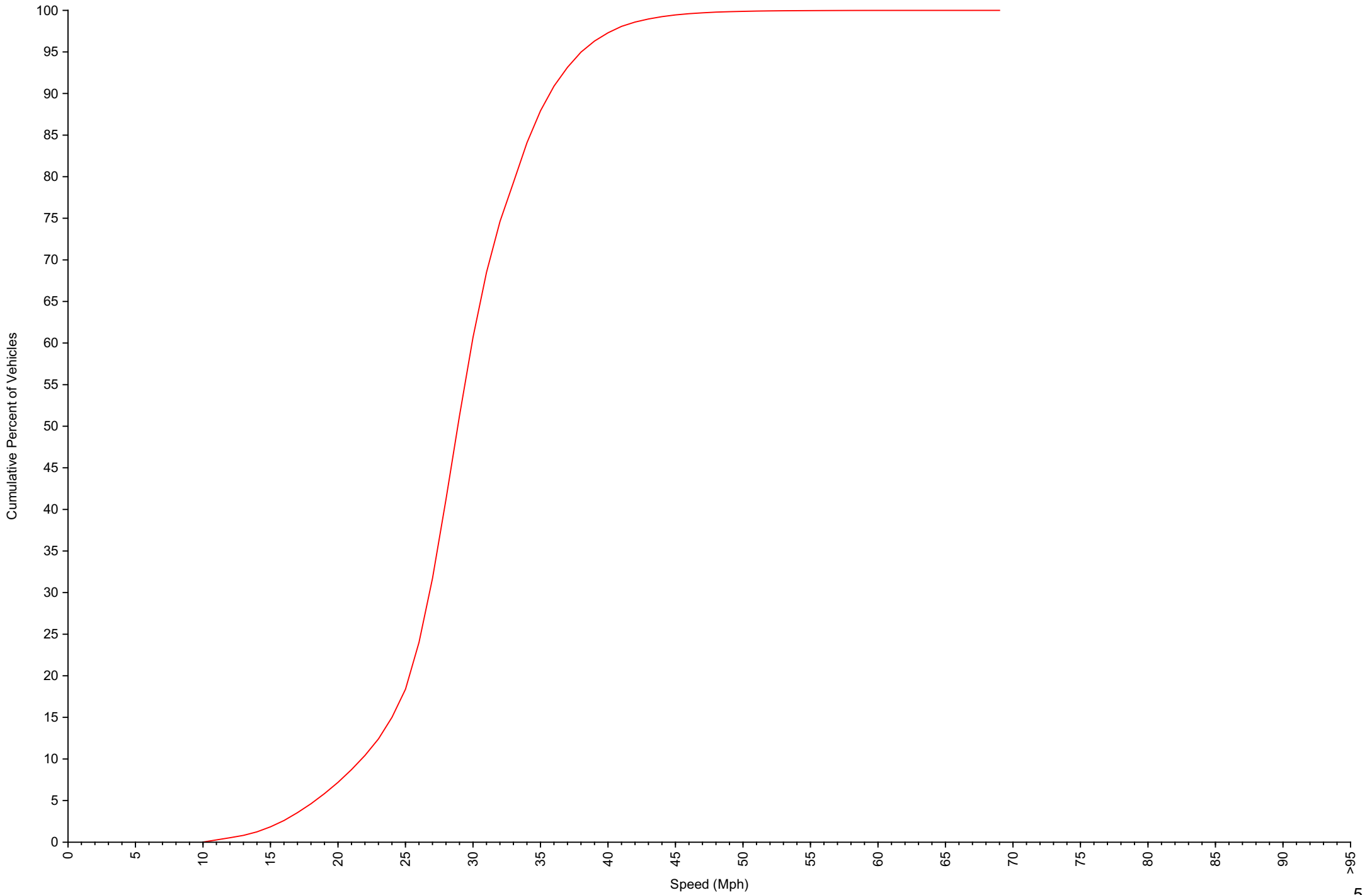
Vehicle Counts By Speed Class



Average Speed By Hour (60 Minute Resolution)



Cumulative Speed Distribution Curve



Voltage by hour
(5 Minute Resolution)

