

Traffic Report

Sites:Site 01 (Chester Rd Nr St Andrews Drive) Solar Panel Assembly

Dates:Wed Oct 11 2017 - Sat Dec 9 2017

Directions:Westbound

Vehicle Speed Classes (Mph)

	<15	15 20	20 25	25 30	30 35	35 40	40 45	45 50	50 55	55 60	60 65	65 70	>70	Total	85th Percentile	Average Voltage
00:00	4	11	28	141	254	203	123	57	16	9	2	1	1	850	41.2	12.62V
01:00	0	5	6	48	127	111	71	31	9	2	1	0	0	411	42.6	12.61V
02:00	0	0	4	20	75	101	77	29	11	3	0	0	1	321	43.6	12.61V
03:00	0	1	8	26	83	104	80	61	25	8	3	2	0	401	47.1	12.61V
04:00	0	1	2	54	186	163	118	63	37	16	4	1	0	645	45.5	12.61V
05:00	56	29	39	189	458	592	355	166	58	9	4	1	0	1956	42.9	12.61V
06:00	12	16	50	510	1335	1380	657	234	64	13	0	0	0	4271	40.8	12.61V
07:00	120	113	356	2015	3310	1929	684	156	21	5	1	0	0	8710	37.5	12.61V
08:00	150	159	761	3232	4353	1813	636	118	23	0	1	0	0	11246	36.0	12.56V
09:00	146	167	777	2861	3673	1782	554	94	11	3	0	0	0	10068	36.0	12.50V
10:00	138	130	761	3048	3766	1625	542	105	6	7	0	0	0	10128	35.8	12.54V
11:00	162	183	821	3560	4261	1810	539	104	9	2	0	0	0	11451	35.5	12.56V
12:00	211	204	878	3526	4511	1856	562	95	12	1	2	0	1	11859	35.4	12.52V
13:00	202	177	801	3318	4333	1903	623	130	10	6	0	0	0	11503	36.0	12.57V
14:00	215	198	938	3775	4782	1906	569	106	16	2	0	0	0	12507	35.3	12.53V
15:00	252	215	1090	4271	5281	1937	597	114	20	2	0	0	2	13781	35.1	12.61V
16:00	187	163	883	4071	5603	2026	606	112	16	1	0	0	0	13668	35.2	12.61V
17:00	142	127	754	3491	5317	2105	637	113	17	4	1	0	0	12708	35.8	12.61V
18:00	39	51	418	2443	4173	2018	663	168	25	6	2	1	1	10008	36.8	12.61V
19:00	20	33	249	1664	2565	1572	588	110	25	6	5	0	0	6837	37.7	12.61V
20:00	16	14	149	1052	1553	1075	396	122	27	6	3	1	0	4414	38.3	12.61V
21:00	10	7	74	648	1077	743	304	117	19	4	2	1	0	3006	39.0	12.61V
22:00	2	7	36	473	821	566	244	87	36	5	3	1	0	2281	39.6	12.61V
23:00	1	2	24	238	521	377	165	65	20	9	2	1	0	1425	40.0	12.61V
AM Total	788	815	3613	15704	21881	11613	4436	1218	290	77	16	5	2			
PM Total	1297	1198	6294	28970	40537	18084	5954	1339	243	52	20	5	4			
Total	2085	2013	9907	44674	62418	29697	10390	2557	533	129	36	10	6			
Percent	1.27%	1.22%	6.02%	27.16%	37.95%	18.06%	6.32%	1.55%	0.32%	0.08%	0.02%	0.01%	0.00%			

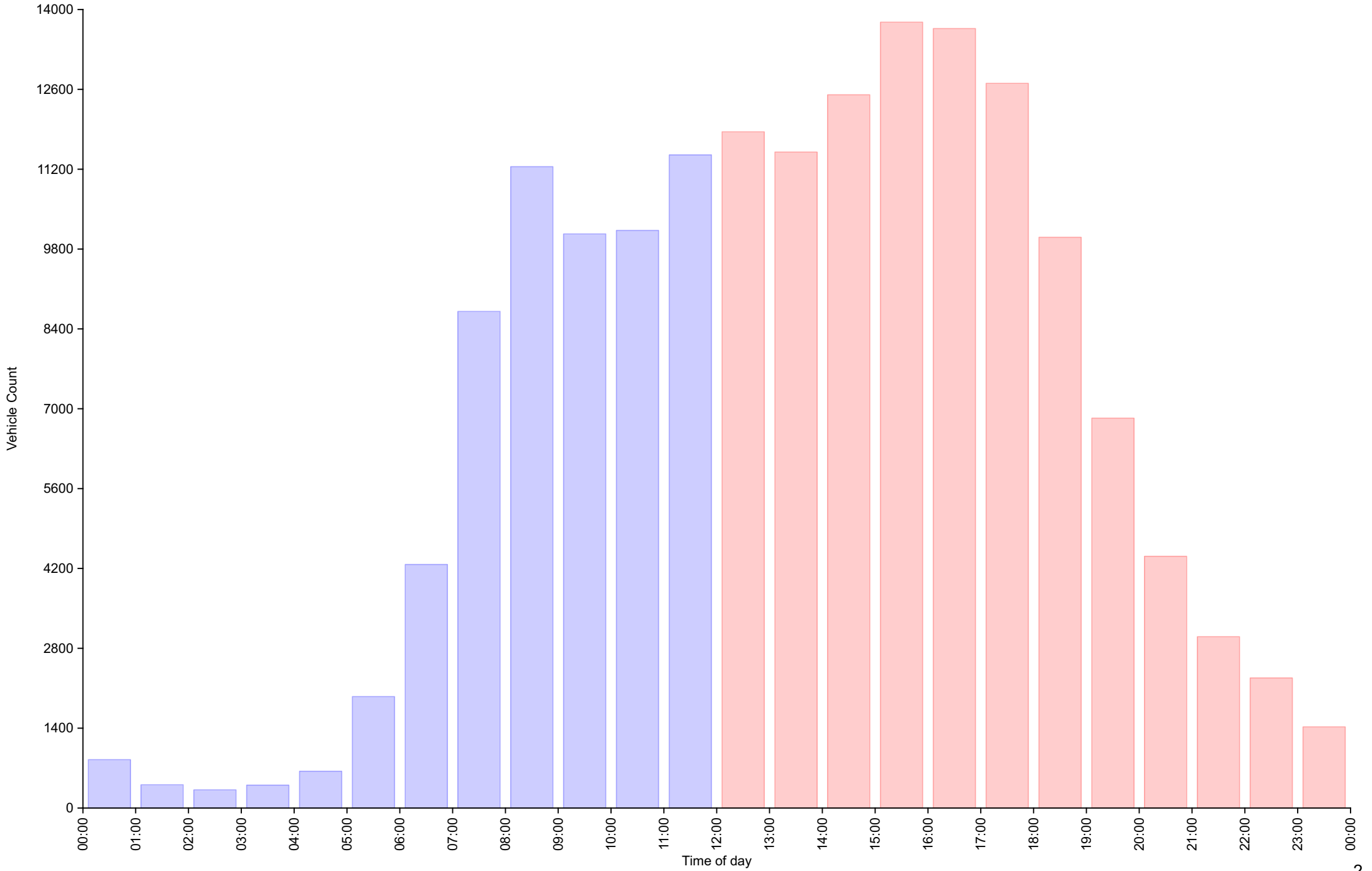
Total Vehicles : 164455

30th Percentile : 28.3 MPH
 50th Percentile : 30.7 MPH
 85th Percentile : 36.6 MPH
 95th Percentile : 40.9 MPH

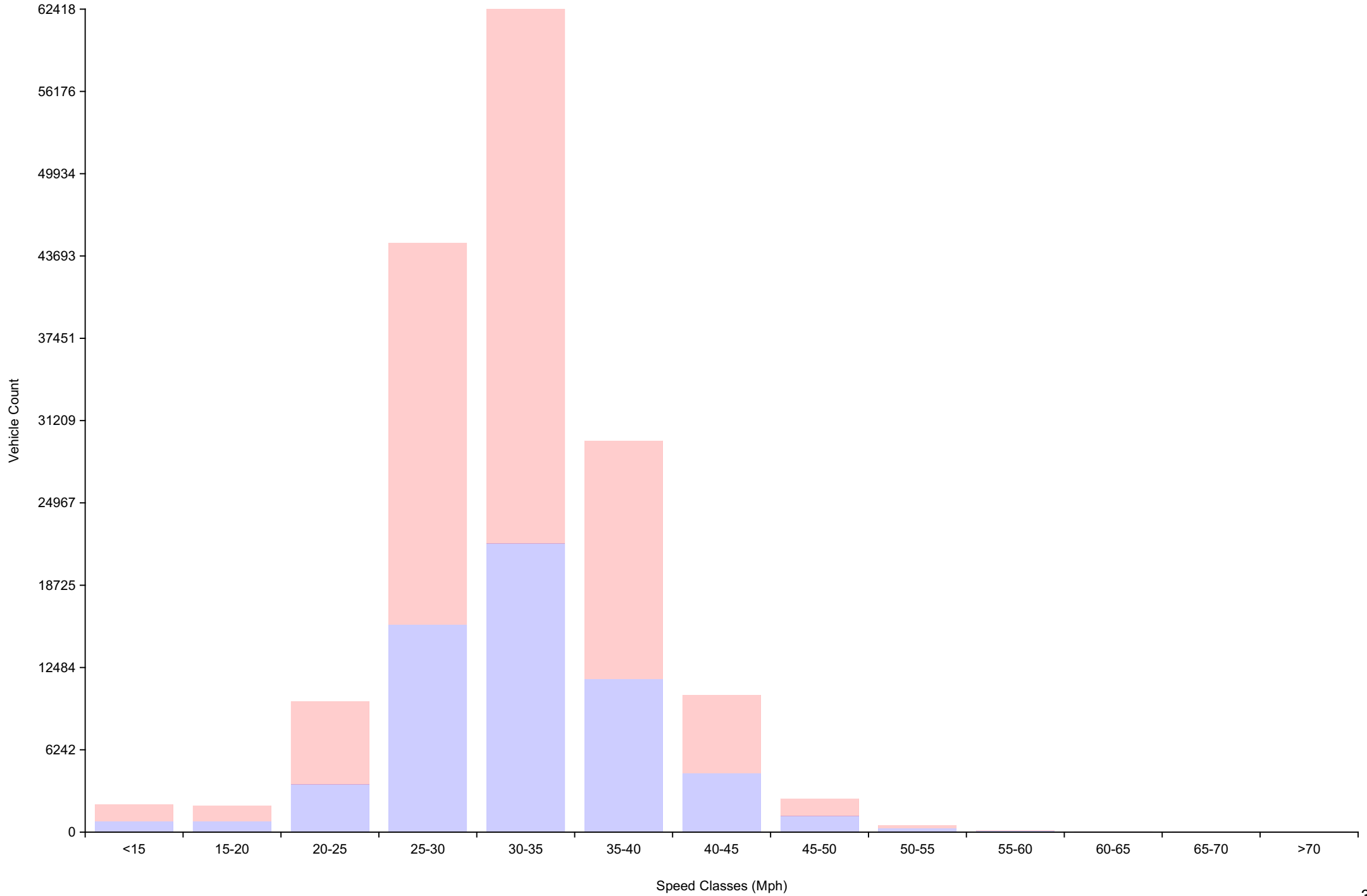
Average Speed : 31.5 MPH
 Highest Speed : 98.0 MPH

Total Over Speed Limit : 58.9 % (96883 / 164455)

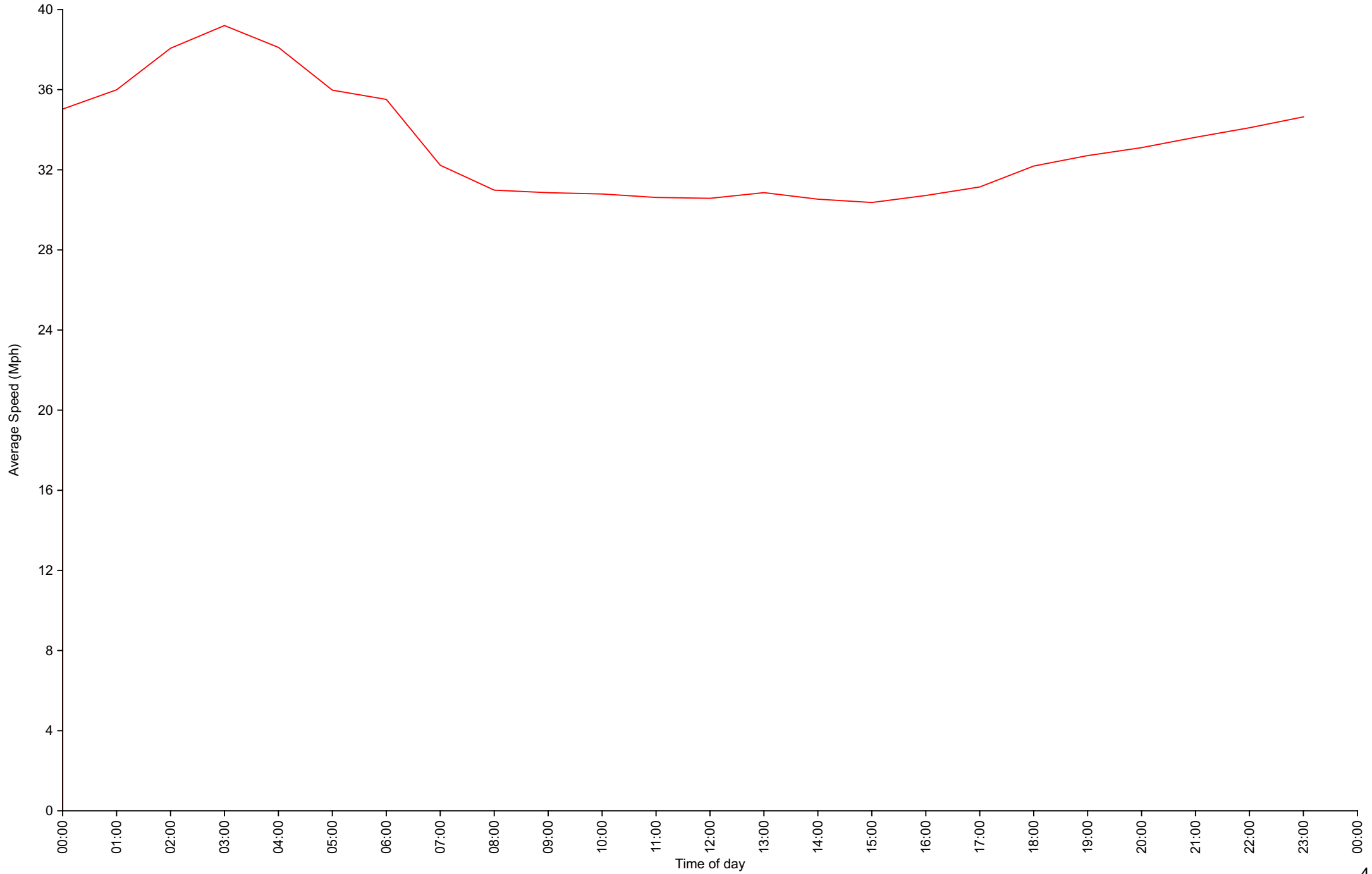
Vehicle Counts By Hour (60 Minute Resolution)



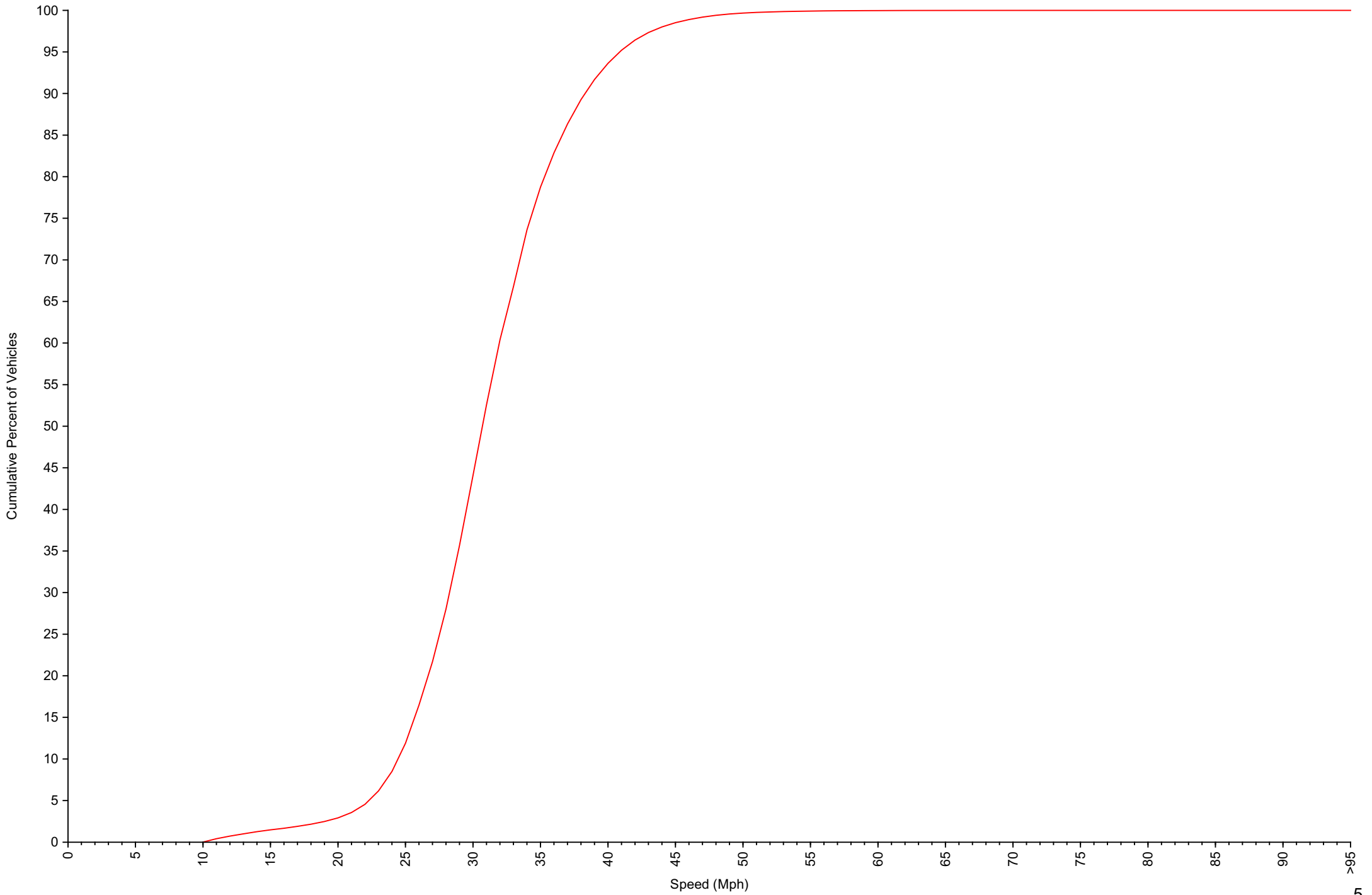
Vehicle Counts By Speed Class



Average Speed By Hour (60 Minute Resolution)



Cumulative Speed Distribution Curve



Voltage by hour
(5 Minute Resolution)

