

Traffic Report

Sites:Site 03 (London Rd - outside 113) Solar Panel Assembly

Dates:Mon Jan 1 2018 - Sun Jun 10 2018

Directions:Southbound

Vehicle Speed Classes (Mph)

	<15	15 20	20 25	25 30	30 35	35 40	40 45	45 50	50 55	55 60	60 65	65 70	>70	Total	85th Percentile	Average Voltage
00:00	555	551	1461	3540	3141	2235	637	192	75	20	9	0	0	12416	36.4	12.61V
01:00	427	347	1024	2158	1688	1174	403	137	77	19	6	0	1	7461	36.6	12.61V
02:00	476	323	970	2094	1289	944	335	113	55	16	6	0	0	6621	36.0	12.61V
03:00	414	327	911	2527	1857	1582	484	191	53	18	6	0	2	8372	37.0	12.61V
04:00	609	565	1381	3020	2929	2622	1015	350	107	30	8	2	1	12639	38.0	12.61V
05:00	634	614	1899	4413	7674	6039	1914	569	185	57	14	2	4	24018	37.9	12.61V
06:00	766	977	2406	6369	12135	8505	2503	698	191	35	12	4	4	34605	37.4	12.61V
07:00	883	1167	2622	9384	19007	8037	2320	469	126	27	17	3	2	44064	36.0	12.61V
08:00	1236	1605	3382	14617	22049	7276	2075	391	81	20	4	0	1	52737	35.0	12.61V
09:00	1807	2130	3829	16338	21305	7615	1875	348	85	20	0	1	1	55354	34.7	12.61V
10:00	1770	2019	3853	17459	25114	7223	1909	277	54	12	2	3	0	59695	34.3	12.61V
11:00	1735	1984	3948	18640	26306	7171	1802	243	52	18	4	0	1	61904	34.0	12.61V
12:00	1713	2057	4087	20152	28596	7206	1810	276	56	18	4	2	4	65981	33.8	12.61V
13:00	1703	2238	4192	21088	28903	7272	1959	285	66	9	3	0	0	67718	33.8	12.61V
14:00	1592	2134	4296	20657	29003	7253	1868	282	74	20	3	0	1	67183	33.8	12.61V
15:00	1604	2076	4248	21155	33398	7427	2037	352	73	18	4	2	0	72394	33.7	12.57V
16:00	1622	1981	4604	22221	35658	7507	2128	327	62	23	5	2	1	76141	33.7	12.61V
17:00	1524	2015	4505	21648	34950	7466	2178	403	84	22	9	1	2	74807	33.8	12.46V
18:00	1506	2132	4216	18084	31068	7988	2334	439	114	27	9	7	1	67925	34.3	12.15V
19:00	1541	1889	3863	13429	21680	7464	2097	393	97	30	8	3	4	52498	34.9	12.61V
20:00	990	1493	2966	9364	15092	6755	1833	392	118	46	9	2	5	39065	35.7	12.61V
21:00	819	1253	2731	8330	11461	5383	1424	330	101	34	12	7	1	31886	35.7	12.61V
22:00	898	1115	2672	8854	9279	4888	1420	367	126	30	9	6	2	29666	35.8	12.61V
23:00	835	753	2193	6676	6467	3774	1104	300	100	29	7	8	2	22248	36.0	12.61V
AM Total	11312	12609	27686	100559	144494	60423	17272	3978	1141	292	88	15	17			
PM Total	16347	21136	44573	191658	285555	80383	22192	4146	1071	306	82	40	23			
Total	27659	33745	72259	292217	430049	140806	39464	8124	2212	598	170	55	40			
Percent	2.64%	3.22%	6.90%	27.90%	41.06%	13.44%	3.77%	0.78%	0.21%	0.06%	0.02%	0.01%	0.00%			

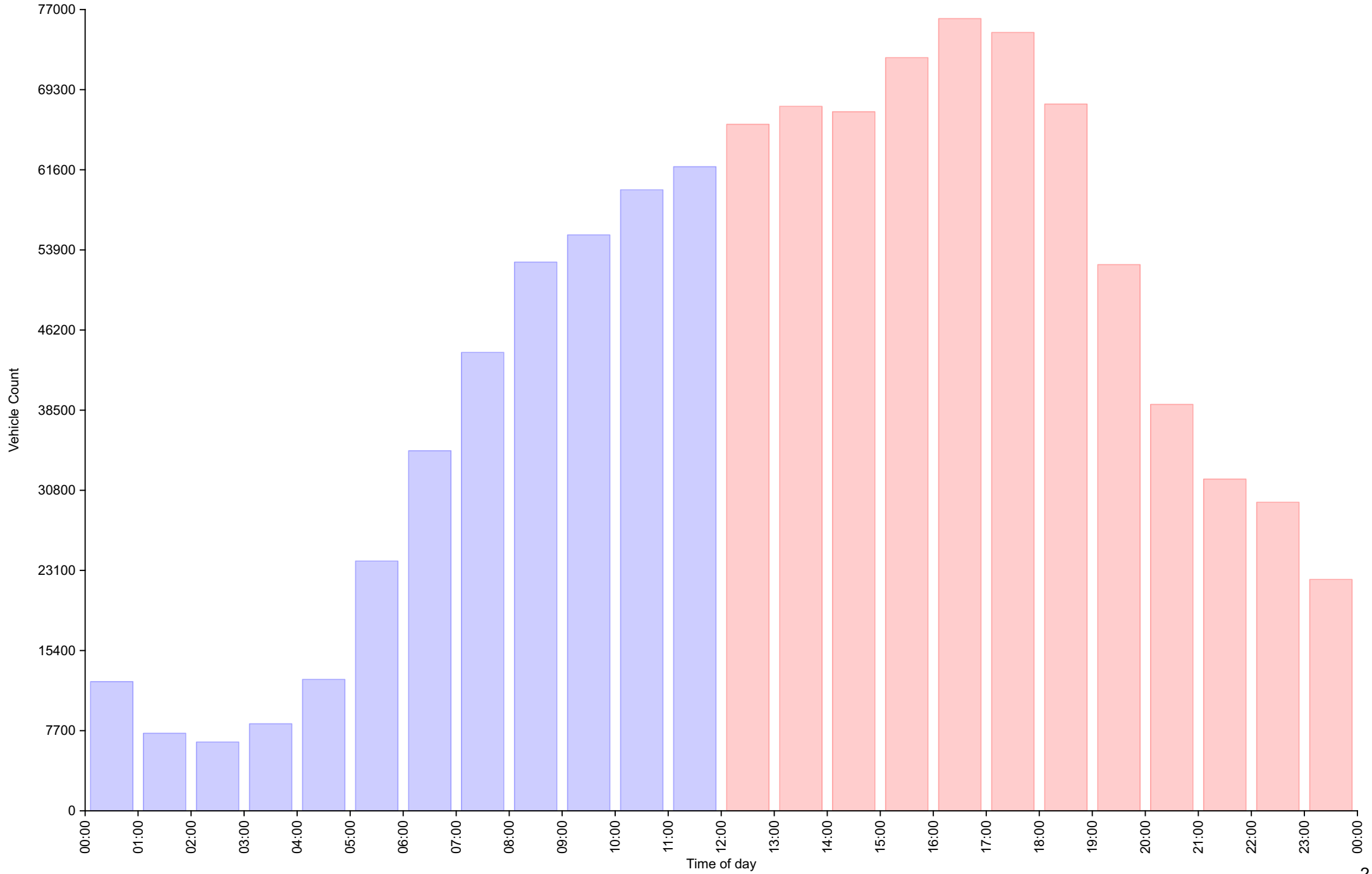
Total Vehicles : 1047398

30th Percentile : 27.7 MPH
 50th Percentile : 29.9 MPH
 85th Percentile : 34.8 MPH
 95th Percentile : 38.9 MPH

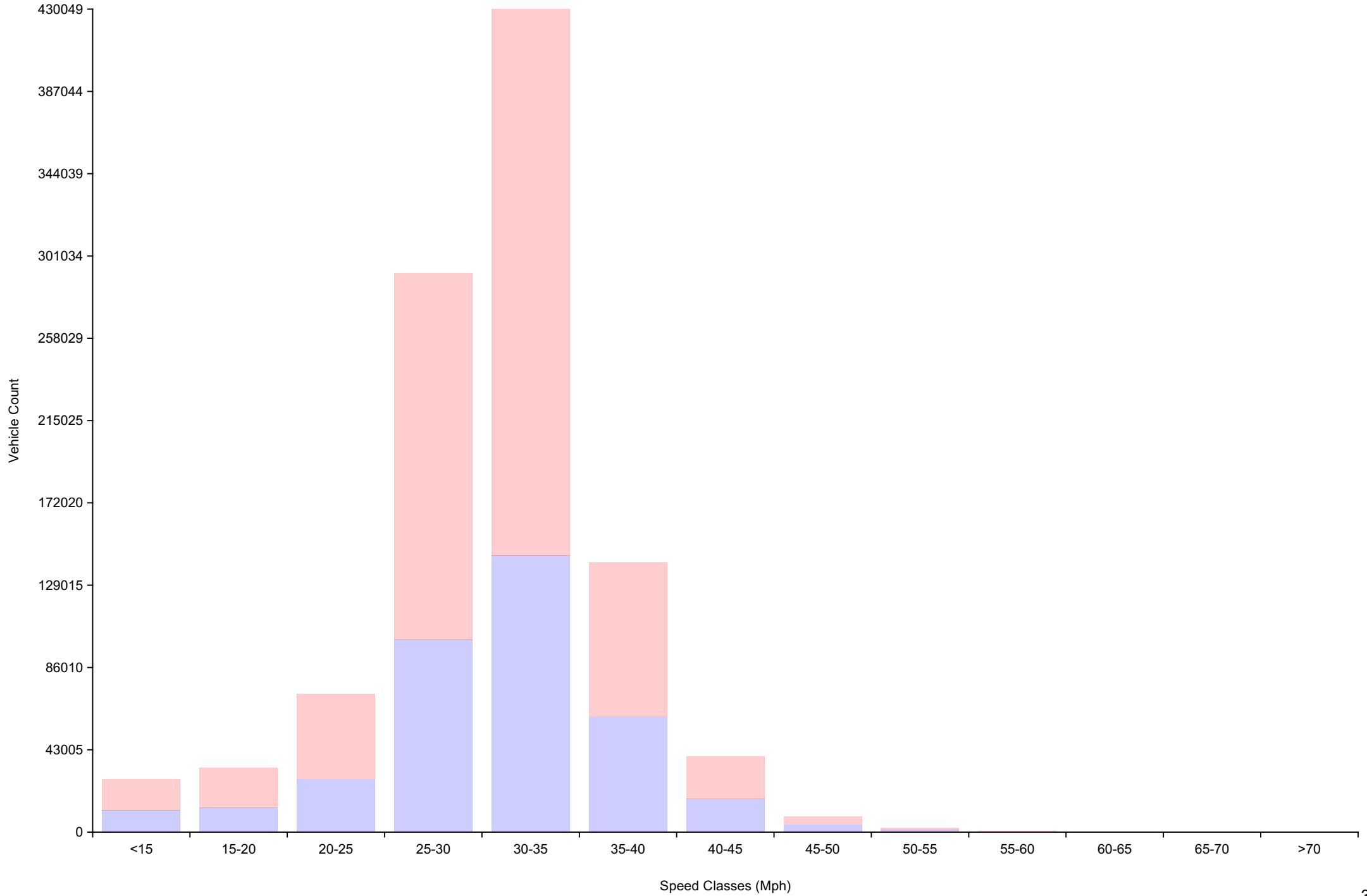
Average Speed : 30.1 MPH
 Highest Speed : 93.0 MPH

Total Over Speed Limit : 3.6 % (37605 / 1047398)

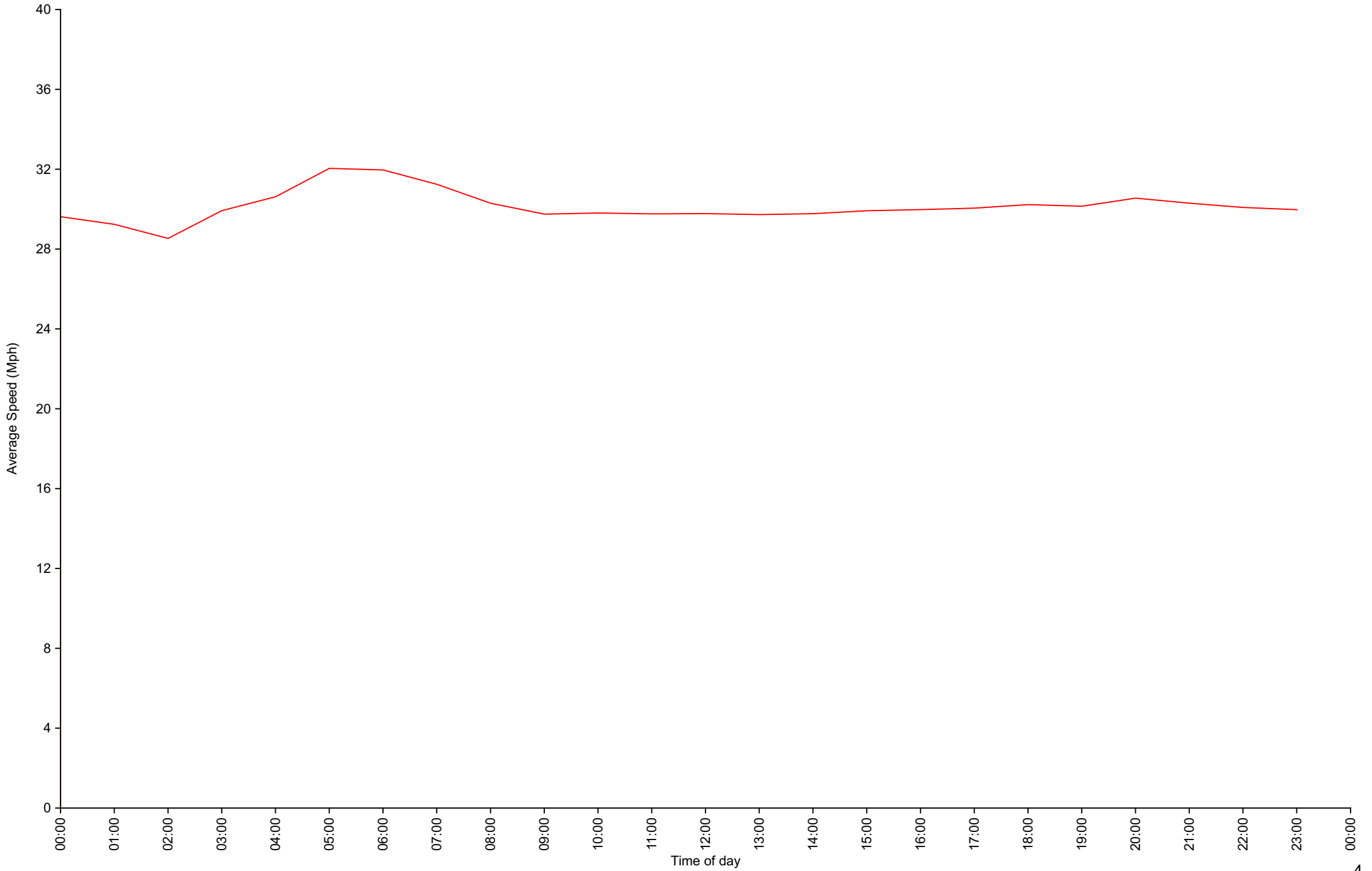
Vehicle Counts By Hour (60 Minute Resolution)



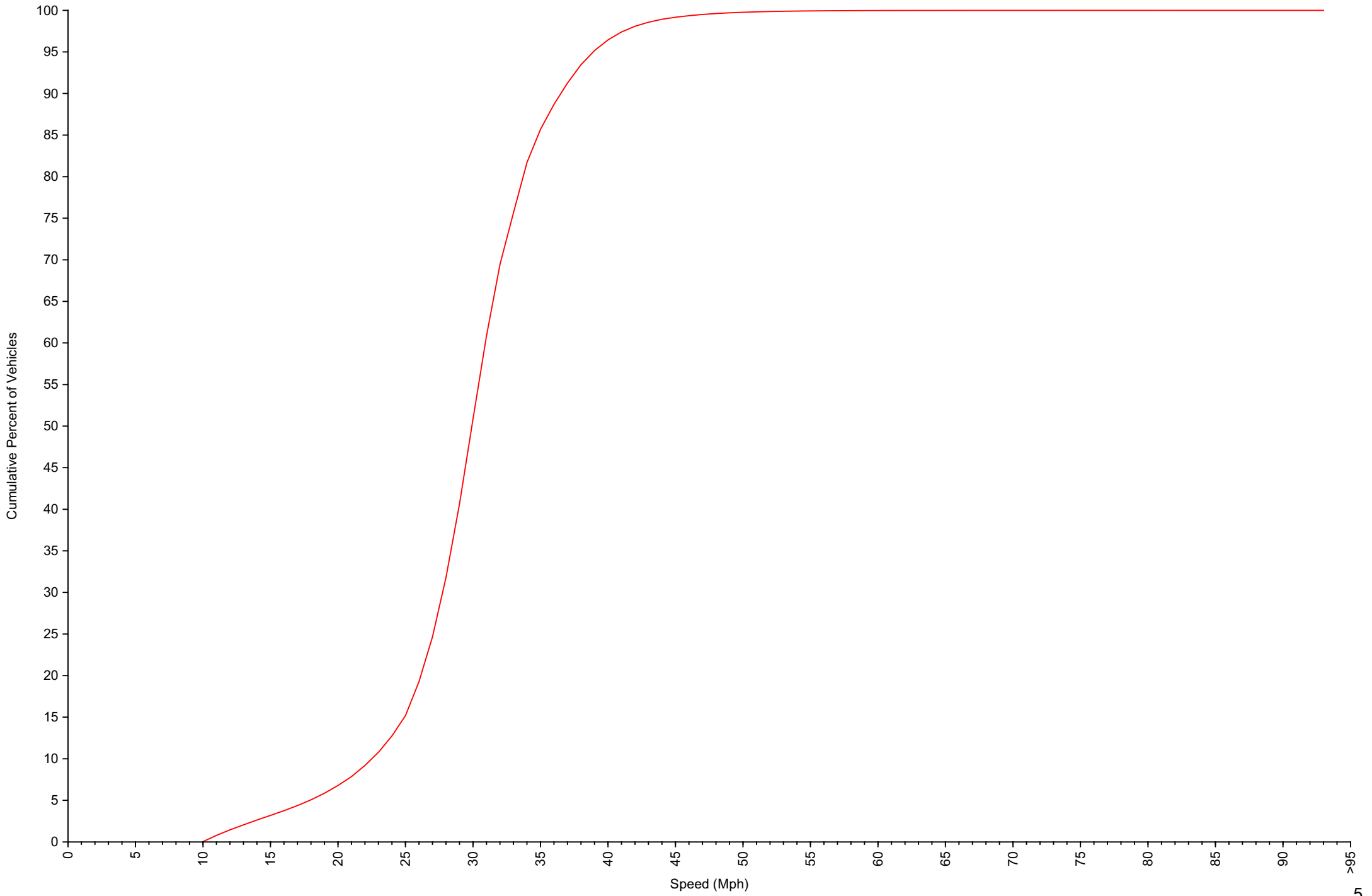
Vehicle Counts By Speed Class



Average Speed By Hour (60 Minute Resolution)



Cumulative Speed Distribution Curve



Voltage by hour
(5 Minute Resolution)

