

Traffic Report

Sites:Site 04 (Knutsford Rd facing North) Solar Panel Assembly

Dates:Fri Jun 9 2017 - Thu Nov 9 2017

Directions:Northbound

Vehicle Speed Classes (Mph)

	<15	15 20	20 25	25 30	30 35	35 40	40 45	45 50	50 55	55 60	60 65	65 70	>70	Total	85th Percentile	Average Voltage
00:00	2	2	23	80	163	111	40	12	6	1	0	0	0	440	38.7	10.51V
01:00	0	0	4	37	71	62	35	14	1	1	0	0	0	225	40.6	10.51V
02:00	0	0	8	21	36	31	13	8	7	4	0	0	0	128	43.6	10.51V
03:00	0	1	7	24	36	39	15	8	4	1	0	0	0	135	41.7	10.51V
04:00	0	0	5	34	52	49	33	13	3	1	3	0	0	193	42.6	10.52V
05:00	12	2	16	57	119	163	88	44	15	0	0	0	0	516	42.5	10.51V
06:00	3	2	31	141	259	297	126	64	8	3	1	0	0	935	41.2	10.49V
07:00	6	4	23	190	333	287	99	33	4	0	0	0	0	979	38.8	10.29V
08:00	7	4	37	129	303	120	51	10	1	0	0	0	0	662	37.1	10.47V
09:00	11	4	45	169	405	116	30	10	2	0	0	0	0	792	35.6	10.50V
10:00	30	10	87	346	636	206	60	7	0	0	0	0	0	1382	34.9	10.52V
11:00	99	51	181	549	1062	305	92	7	3	0	0	0	0	2349	34.6	10.46V
12:00	140	51	121	451	862	389	96	12	5	0	0	0	0	2127	35.2	10.46V
13:00	303	185	437	1499	2804	749	228	30	1	2	0	0	0	6238	34.3	10.46V
14:00	290	163	449	1443	2844	746	209	34	2	1	0	0	0	6181	34.3	10.42V
15:00	421	197	272	937	2250	623	173	28	3	0	0	0	0	4904	34.4	10.52V
16:00	752	436	235	573	1353	380	114	26	3	0	0	0	0	3872	33.7	10.41V
17:00	653	257	125	346	823	388	108	18	5	0	0	0	0	2723	34.8	10.25V
18:00	173	84	119	483	1250	643	202	46	4	3	0	0	1	3008	37.2	10.25V
19:00	10	6	69	293	785	553	172	35	3	2	0	0	0	1928	38.0	10.25V
20:00	6	5	55	219	521	407	151	34	6	1	0	0	0	1405	38.6	10.51V
21:00	3	3	42	191	423	338	108	22	2	1	0	0	0	1133	38.0	10.51V
22:00	1	4	41	231	374	216	67	17	8	0	1	0	0	960	37.1	10.52V
23:00	6	4	29	159	247	140	49	14	6	0	0	0	0	654	37.7	10.52V
AM Total	170	80	467	1777	3475	1786	682	230	54	11	4	0	0			
PM Total	2758	1395	1994	6825	14536	5572	1677	316	48	10	1	0	1			
Total	2928	1475	2461	8602	18011	7358	2359	546	102	21	5	0	1			
Percent	6.67%	3.36%	5.61%	19.61%	41.06%	16.77%	5.38%	1.24%	0.23%	0.05%	0.01%	0.00%	0.00%			

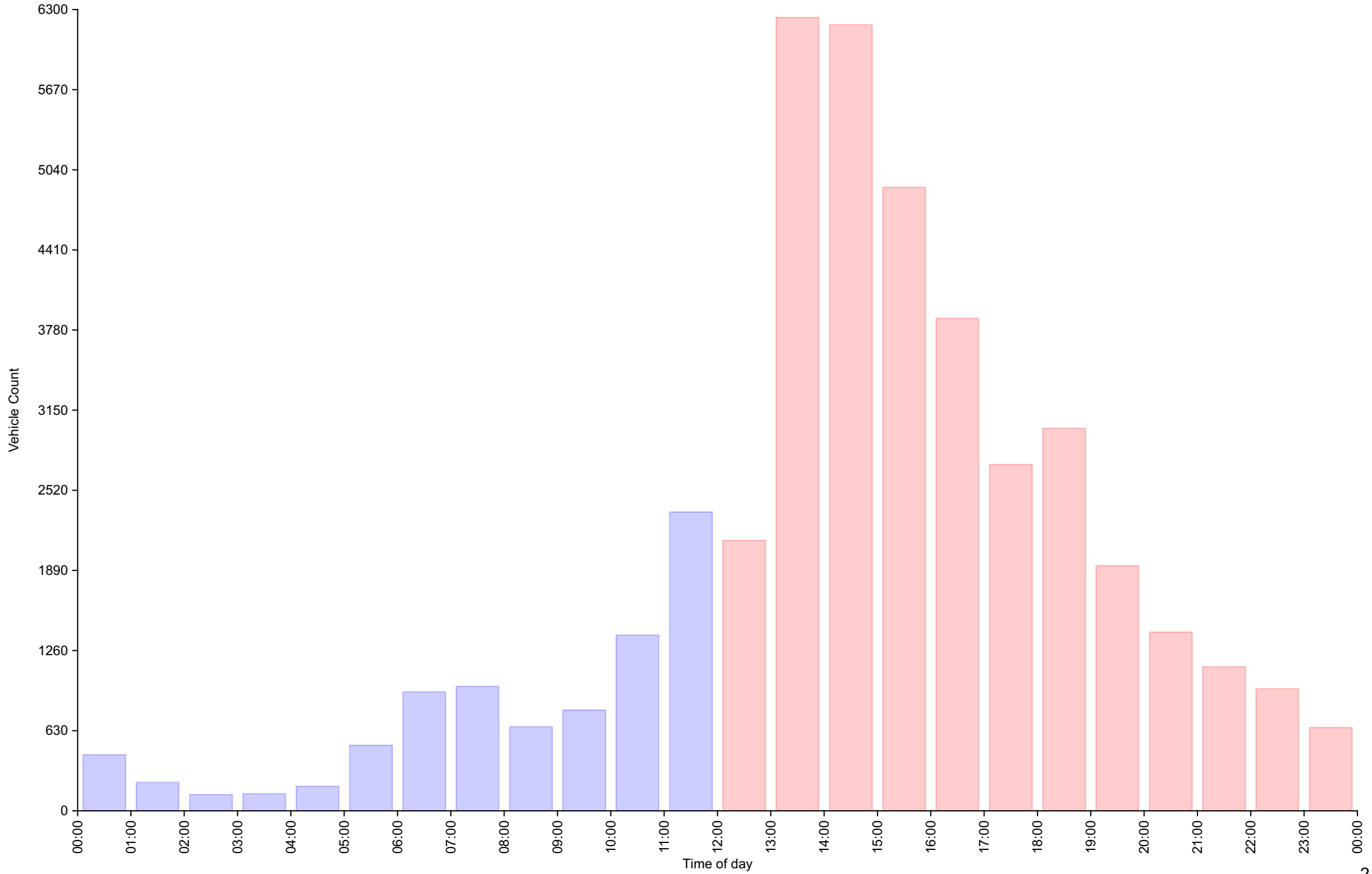
Total Vehicles : 43869

30th Percentile : 28.1 MPH
 50th Percentile : 30.7 MPH
 85th Percentile : 35.9 MPH
 95th Percentile : 40.3 MPH

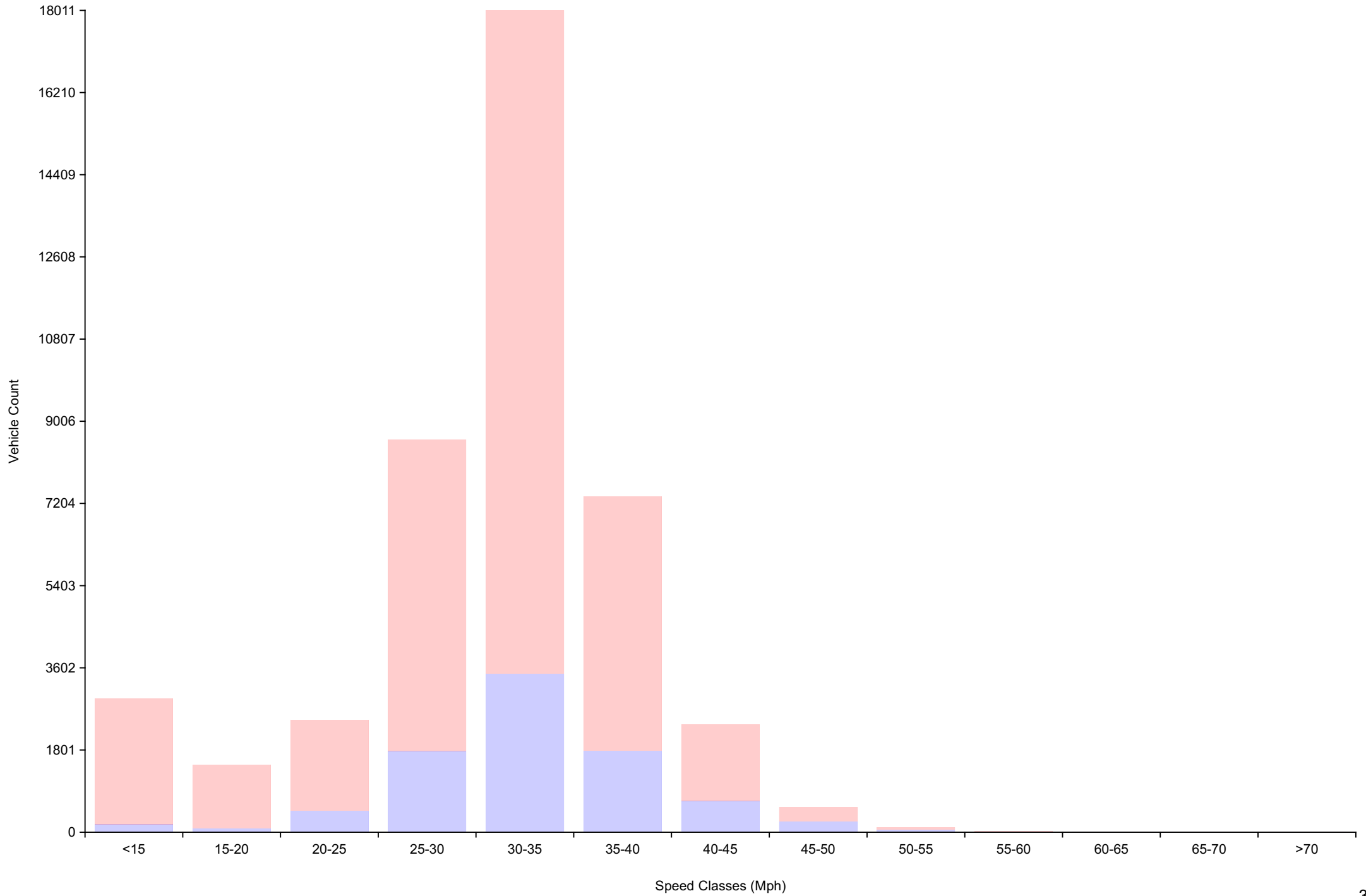
Average Speed : 30.2 MPH
 Highest Speed : 70.0 MPH

Total Over Speed Limit : 60.1 % (26352 / 43869)

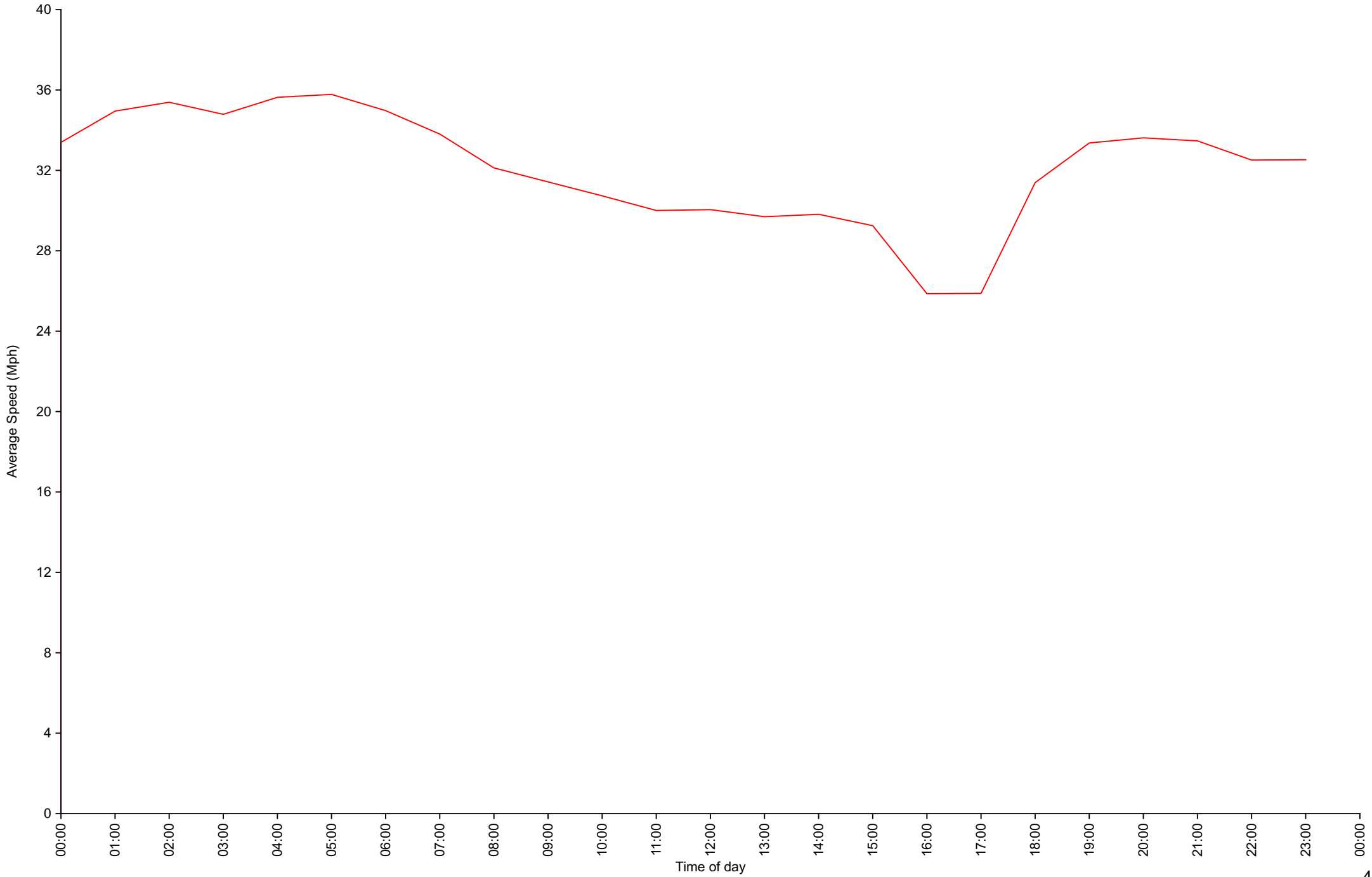
Vehicle Counts By Hour (60 Minute Resolution)



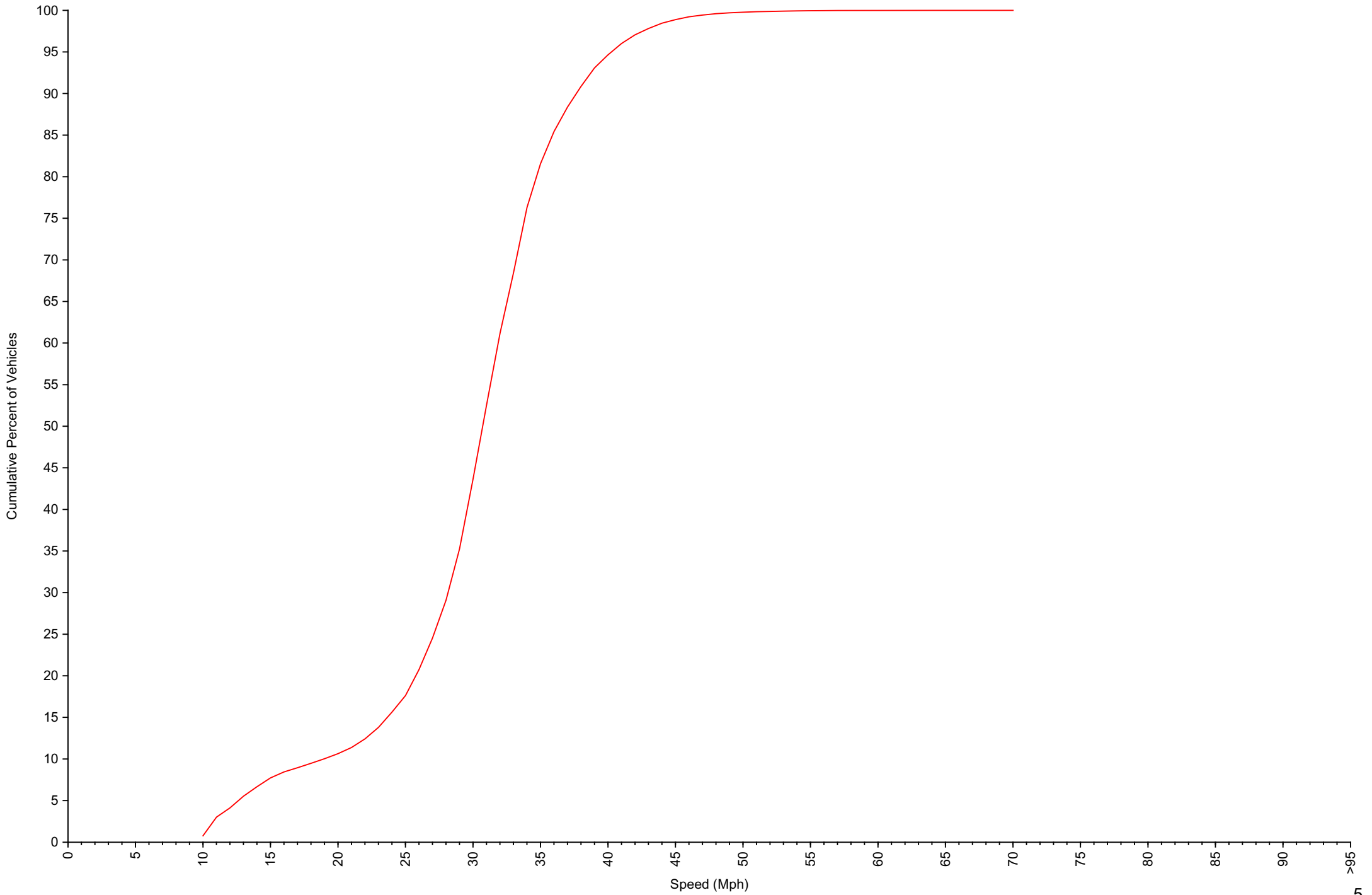
Vehicle Counts By Speed Class



Average Speed By Hour (60 Minute Resolution)



Cumulative Speed Distribution Curve



Voltage by hour
(5 Minute Resolution)

