

# Traffic Report

Sites:Site 06 (Middlewich Rd opposite Garage) Solar Panel Assembly

Dates:Tue Oct 10 2017 - Sat Dec 9 2017

Directions:Eastbound

## Vehicle Speed Classes (Mph)

	<15	15 20	20 25	25 30	30 35	35 40	40 45	45 50	50 55	55 60	60 65	65 70	>70	Total	85th Percentile	Average Voltage
00:00	26	35	85	471	685	459	161	48	9	1	0	0	0	1980	37.7	12.61V
01:00	13	21	50	294	388	260	107	29	1	3	0	0	0	1166	38.2	12.61V
02:00	10	21	38	225	264	211	91	50	5	0	0	0	0	915	39.3	12.61V
03:00	10	18	54	210	287	257	130	53	8	0	0	0	0	1027	<b>40.3</b>	12.59V
04:00	30	76	79	277	507	406	170	47	6	<b>6</b>	0	0	0	1604	38.8	12.56V
05:00	77	102	168	891	1432	1012	368	90	16	4	<b>1</b>	0	0	4161	38.0	12.20V
06:00	507	446	602	2227	2612	1460	467	90	<b>24</b>	5	1	0	0	8441	36.2	12.19V
07:00	989	929	<b>1850</b>	5731	3606	1407	311	29	6	0	1	0	0	14859	33.0	12.22V
08:00	1114	1002	1662	5253	3348	1295	354	55	1	0	0	0	0	14084	33.0	12.11V
09:00	1089	911	1207	5766	4754	1795	537	78	11	2	1	0	0	16151	34.0	12.18V
10:00	1145	<b>1117</b>	1362	5558	4760	1785	618	<b>99</b>	18	1	0	0	0	16463	34.1	12.18V
11:00	<b>1150</b>	1037	1204	<b>6221</b>	<b>4944</b>	<b>1978</b>	<b>653</b>	91	13	0	0	0	0	<b>17291</b>	34.3	12.61V
12:00	<b>1325</b>	1165	1506	6605	5176	1971	689	121	13	3	0	0	0	18574	34.0	12.53V
13:00	1216	1010	1305	5999	5490	<b>2022</b>	<b>740</b>	<b>150</b>	22	4	0	0	0	17958	34.5	12.13V
14:00	1190	1193	1240	5881	<b>5566</b>	1958	721	133	<b>26</b>	2	0	0	<b>1</b>	17911	34.3	12.06V
15:00	1136	1046	1315	6273	5345	1904	688	112	11	4	1	0	0	17835	34.1	12.11V
16:00	1226	1203	2068	8074	4934	1640	441	65	12	3	0	0	0	<b>19666</b>	32.7	12.13V
17:00	1257	<b>1290</b>	<b>2238</b>	<b>8417</b>	4432	1453	315	54	3	2	<b>2</b>	0	0	19463	31.9	12.09V
18:00	1052	1096	1353	6245	4034	1586	356	39	4	0	1	0	0	15766	33.3	12.07V
19:00	737	873	814	3766	3286	1446	388	58	9	1	1	0	0	11379	34.5	12.00V
20:00	465	598	588	2281	2500	1223	336	48	14	2	1	0	0	8056	35.4	11.80V
21:00	251	443	459	1620	1873	1038	284	56	7	<b>5</b>	0	<b>1</b>	0	6037	36.0	11.65V
22:00	140	251	306	1412	2036	1010	315	68	10	1	0	0	0	5549	36.2	11.68V
23:00	45	70	161	948	1486	778	275	69	8	1	0	0	0	3841	<b>37.1</b>	11.54V
AM Total	6160	5715	8361	<b>33124</b>	27587	12325	3967	759	118	22	4	0	0			
PM Total	10040	10238	13353	<b>57521</b>	46158	18029	5548	973	139	28	6	1	1			
Total	16200	15953	21714	<b>90645</b>	73745	30354	9515	1732	257	50	10	1	1			
Percent	6.23%	6.13%	8.35%	<b>34.84%</b>	28.34%	11.67%	3.66%	0.67%	0.10%	0.02%	0.00%	0.00%	0.00%			

Total Vehicles : 260177

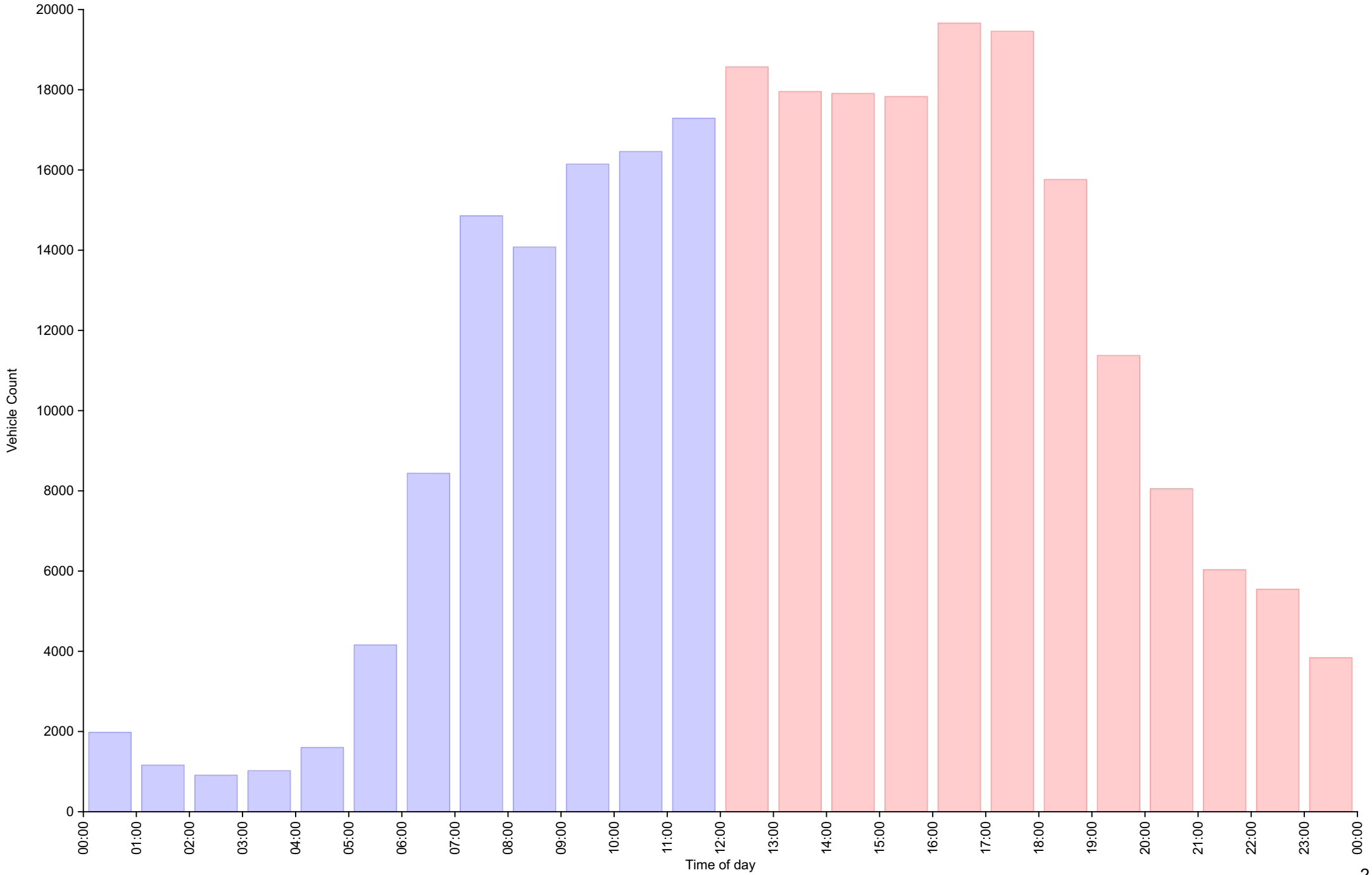
30th Percentile : 25.9 MPH  
 50th Percentile : 28.4 MPH  
 85th Percentile : 34.4 MPH  
 95th Percentile : 38.7 MPH

Average Speed : 28.4 MPH  
 Highest Speed : 72.0 MPH

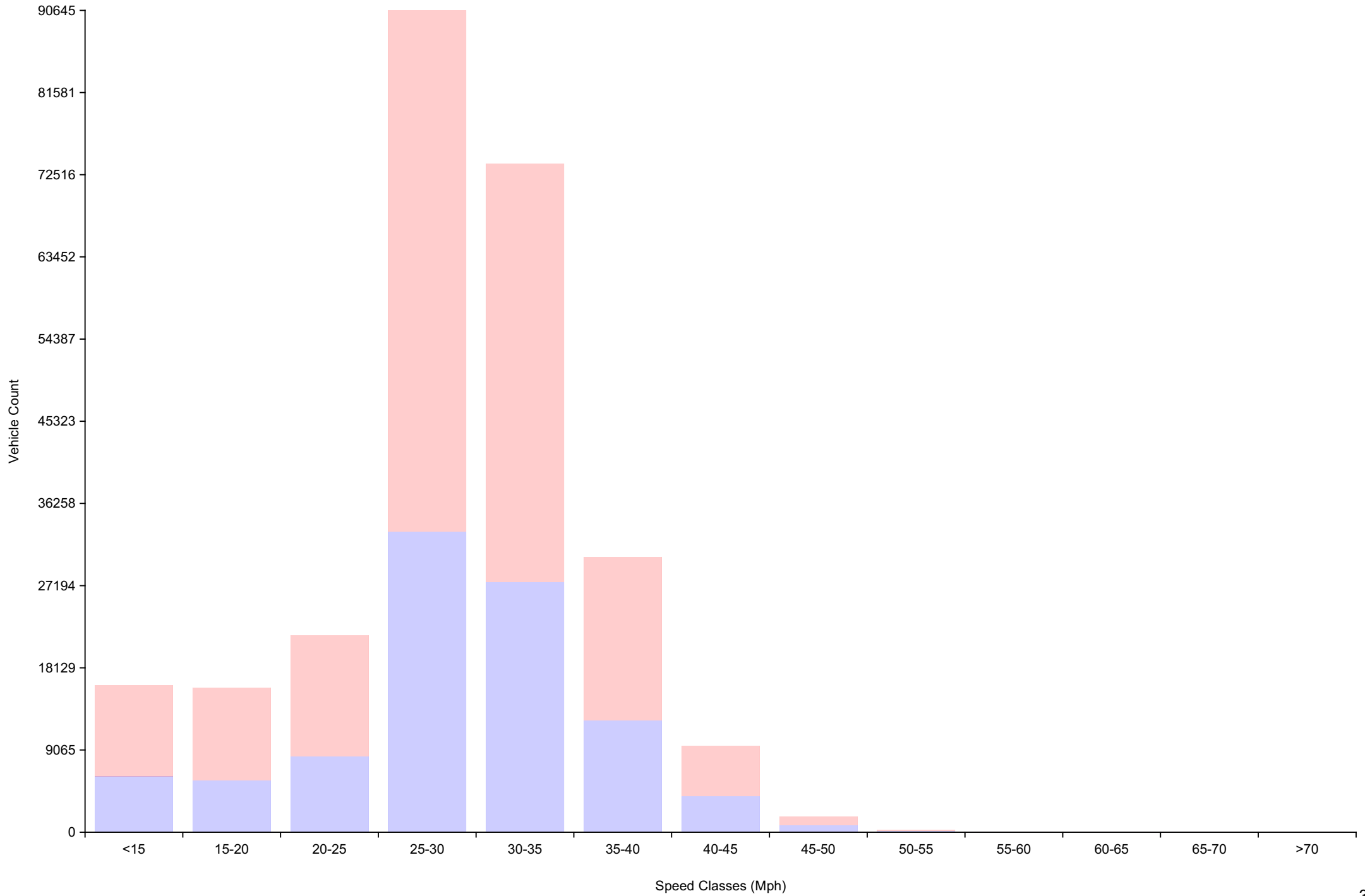
Total Over Speed Limit : 39.3 % (102293 / 260177)

# Vehicle Counts By Hour

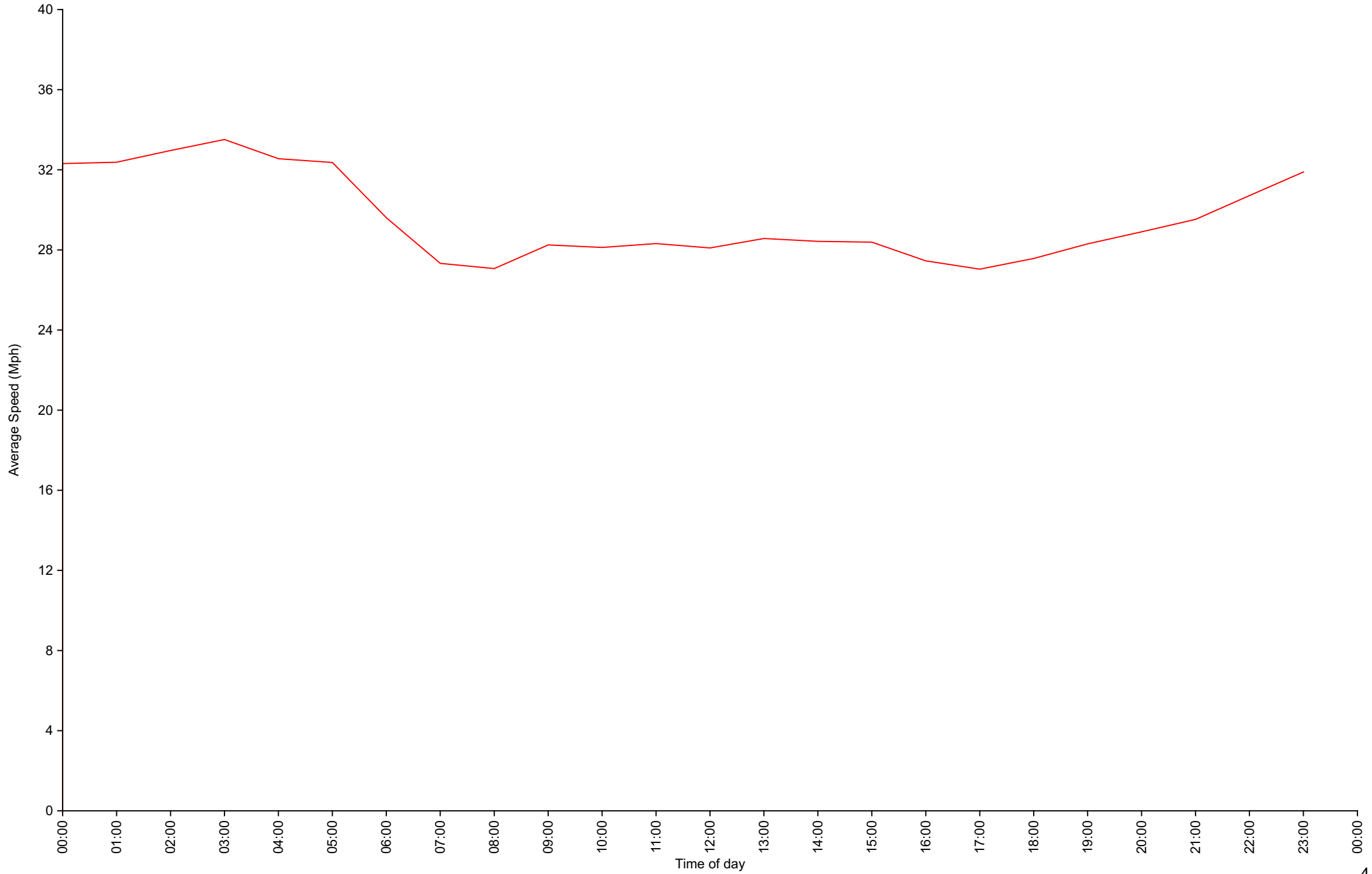
(60 Minute Resolution)



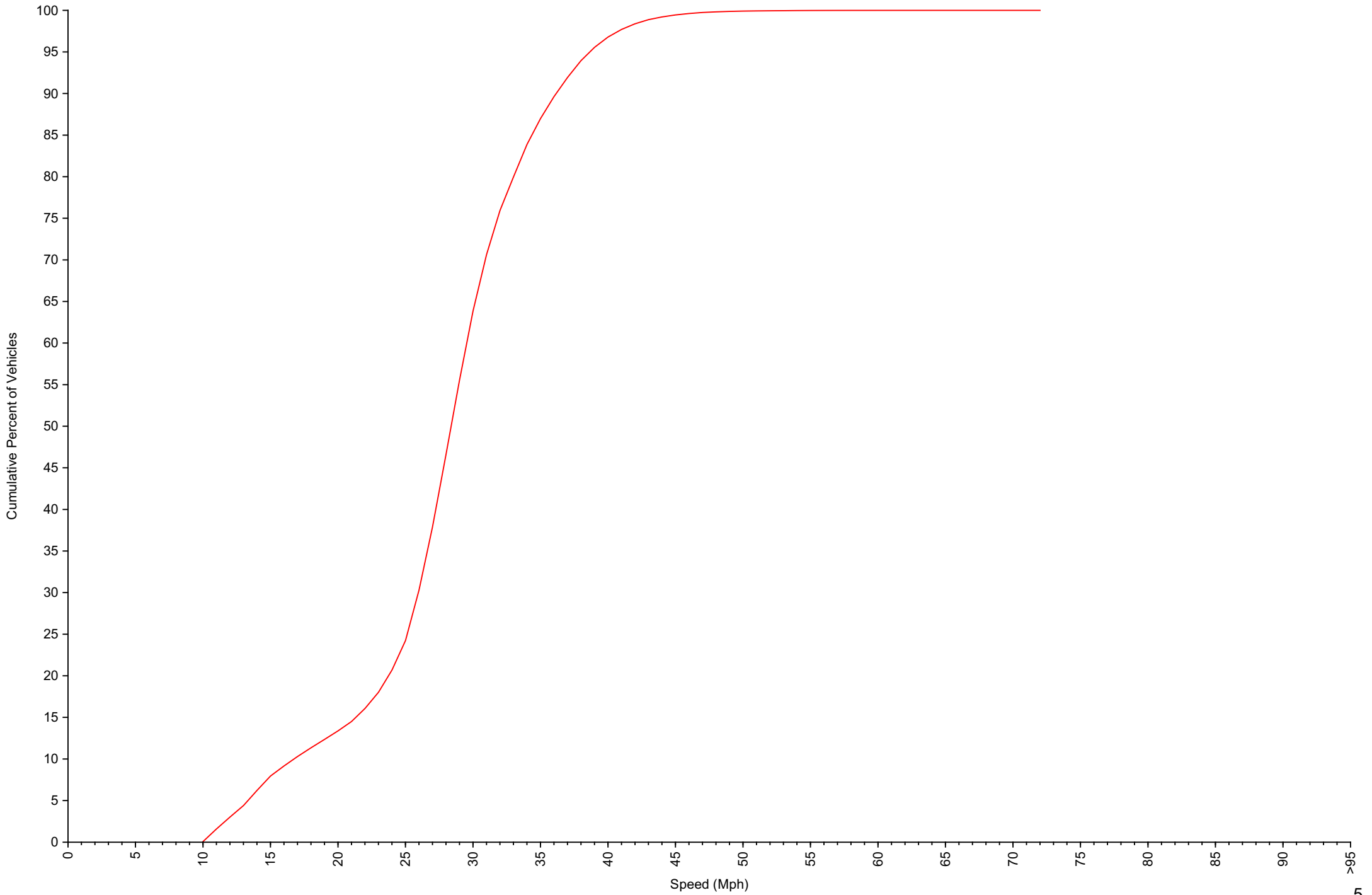
# Vehicle Counts By Speed Class



# Average Speed By Hour (60 Minute Resolution)



# Cumulative Speed Distribution Curve



Voltage by hour  
(5 Minute Resolution)

