

Traffic Report

Sites:Site 07 (Middlewich Rd outside Bank Farm Hse) Solar Panel Assembly

Dates:Mon Dec 11 2017 - Sun Jun 10 2018

Directions:Eastbound

Vehicle Speed Classes (Mph)

	<15	15 20	20 25	25 30	30 35	35 40	40 45	45 50	50 55	55 60	60 65	65 70	>70	Total	85th Percentile	Average Voltage
00:00	94	200	816	3726	4073	1537	345	79	12	2	0	0	0	10884	34.8	12.61V
01:00	63	137	738	3768	3922	1441	359	61	14	4	2	0	0	10509	34.7	12.61V
02:00	107	216	794	3931	4239	1446	361	69	16	2	0	0	0	11181	34.5	12.61V
03:00	144	250	868	3960	4023	1507	357	70	7	2	2	0	1	11191	34.6	12.61V
04:00	159	268	960	4286	4703	1824	458	96	16	5	0	1	0	12776	34.9	12.61V
05:00	145	259	1092	4965	6037	2551	647	144	32	9	1	1	0	15883	35.4	12.61V
06:00	167	336	1290	5849	7365	3220	820	155	42	7	2	1	0	19254	35.5	12.61V
07:00	233	388	1537	7013	9122	3079	810	130	26	5	0	0	0	22343	34.7	12.61V
08:00	308	466	1575	7497	8908	2838	697	100	17	6	1	0	0	22413	34.4	12.61V
09:00	351	504	1620	8065	9321	2985	667	134	19	3	0	0	0	23669	34.3	12.61V
10:00	324	483	1615	8561	9990	3027	718	103	15	4	1	0	0	24841	34.2	12.61V
11:00	402	536	1758	8621	9948	3073	680	94	16	3	2	0	0	25133	34.1	12.61V
12:00	383	524	1658	8423	10516	3006	745	98	24	4	1	0	0	25382	34.1	12.61V
13:00	356	558	1677	8804	10529	2980	761	92	16	3	0	1	0	25777	34.0	12.61V
14:00	343	497	1723	8715	10508	3047	740	129	11	6	1	0	1	25721	34.1	12.61V
15:00	323	482	1639	8319	10940	3074	763	121	17	5	1	1	0	25685	34.1	12.61V
16:00	357	465	1648	8369	11009	3012	754	117	17	6	0	0	0	25754	34.0	12.61V
17:00	321	429	1509	7842	10586	2943	805	114	17	4	1	0	0	24571	34.2	12.61V
18:00	290	451	1384	7081	8961	2844	696	136	32	6	2	2	0	21885	34.5	12.61V
19:00	296	400	1363	6305	7551	2613	665	95	17	6	0	0	0	19311	34.6	12.61V
20:00	235	378	1240	5567	6708	2444	652	96	19	9	2	0	0	17350	34.8	12.61V
21:00	191	298	1112	4739	5928	2232	589	100	16	5	2	2	1	15215	35.0	12.61V
22:00	158	270	973	4573	5506	2061	617	77	18	5	2	1	0	14261	35.1	12.61V
23:00	172	245	860	3814	4549	1820	451	69	27	2	1	1	0	12011	35.1	12.61V
AM Total	2497	4043	14663	70242	81651	28528	6919	1235	232	52	11	3	1			
PM Total	3425	4997	16786	82551	103291	32076	8238	1244	231	61	13	8	2			
Total	5922	9040	31449	152793	184942	60604	15157	2479	463	113	24	11	3			
Percent	1.28%	1.95%	6.79%	33.00%	39.94%	13.09%	3.27%	0.54%	0.10%	0.02%	0.01%	0.00%	0.00%			

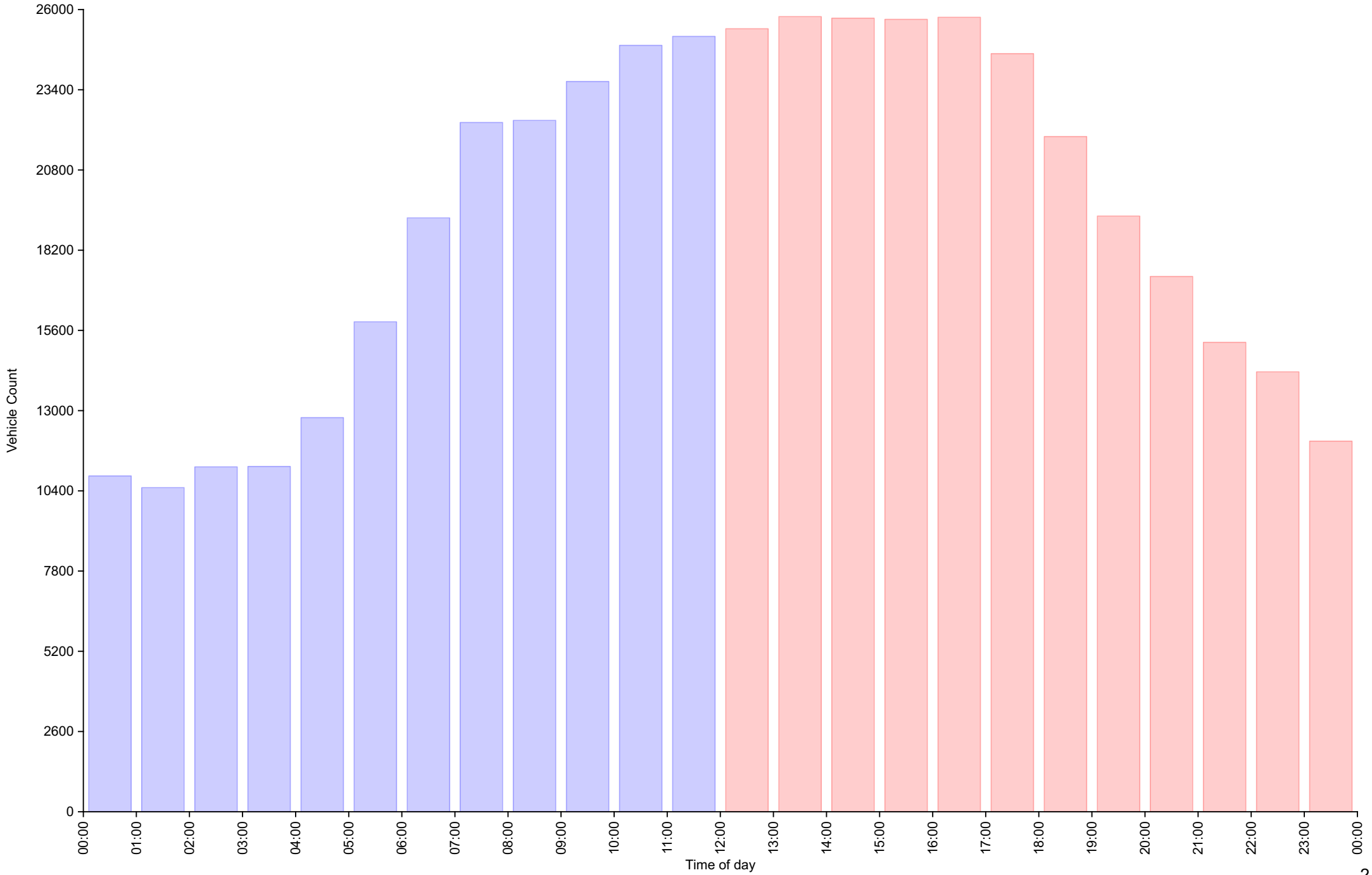
Total Vehicles : 463000

30th Percentile : 27.7 MPH
 50th Percentile : 29.6 MPH
 85th Percentile : 34.5 MPH
 95th Percentile : 38.3 MPH

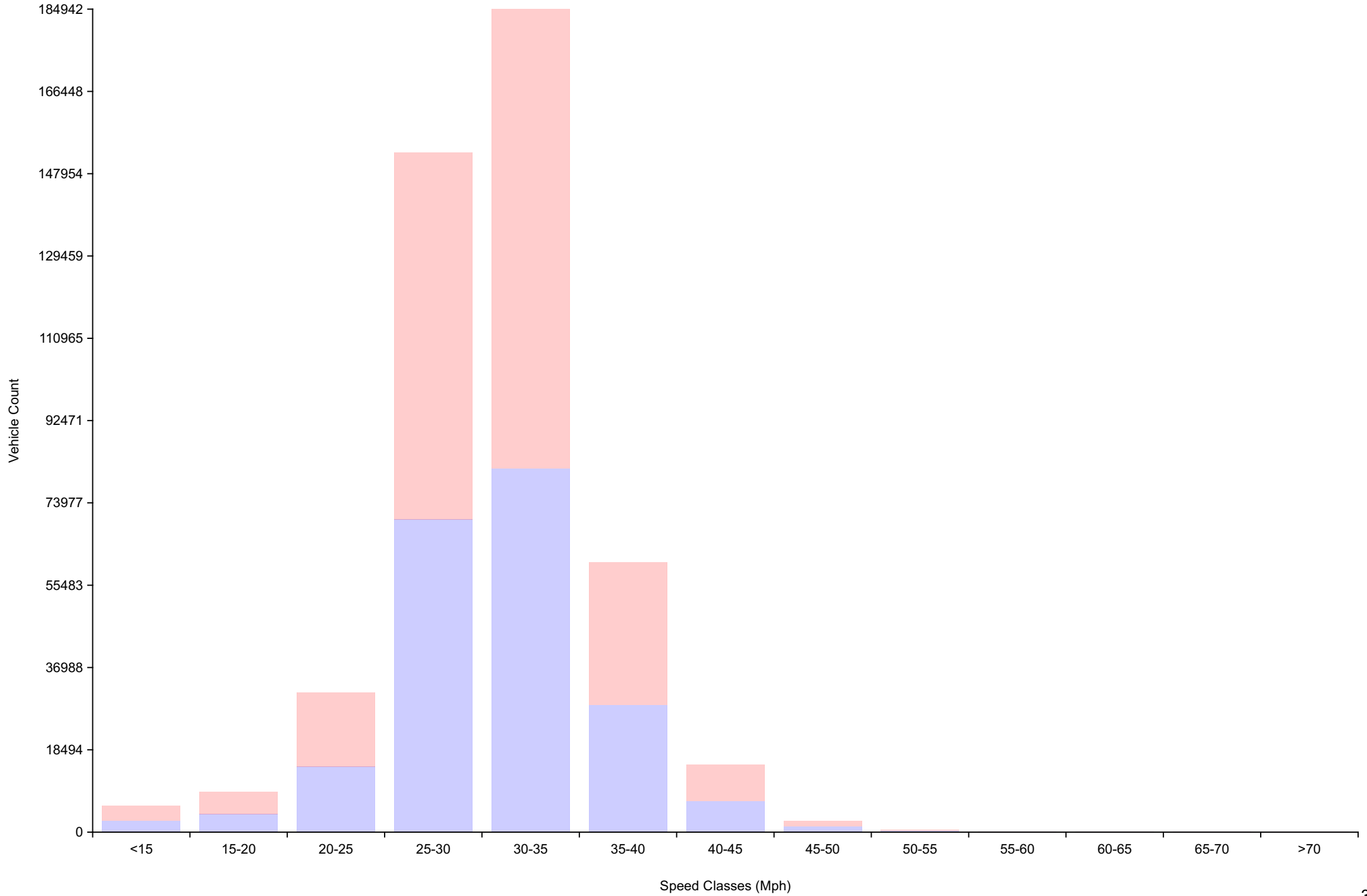
Average Speed : 30.2 MPH
 Highest Speed : 79.0 MPH

Total Over Speed Limit : 50.3 % (232945 / 463000)

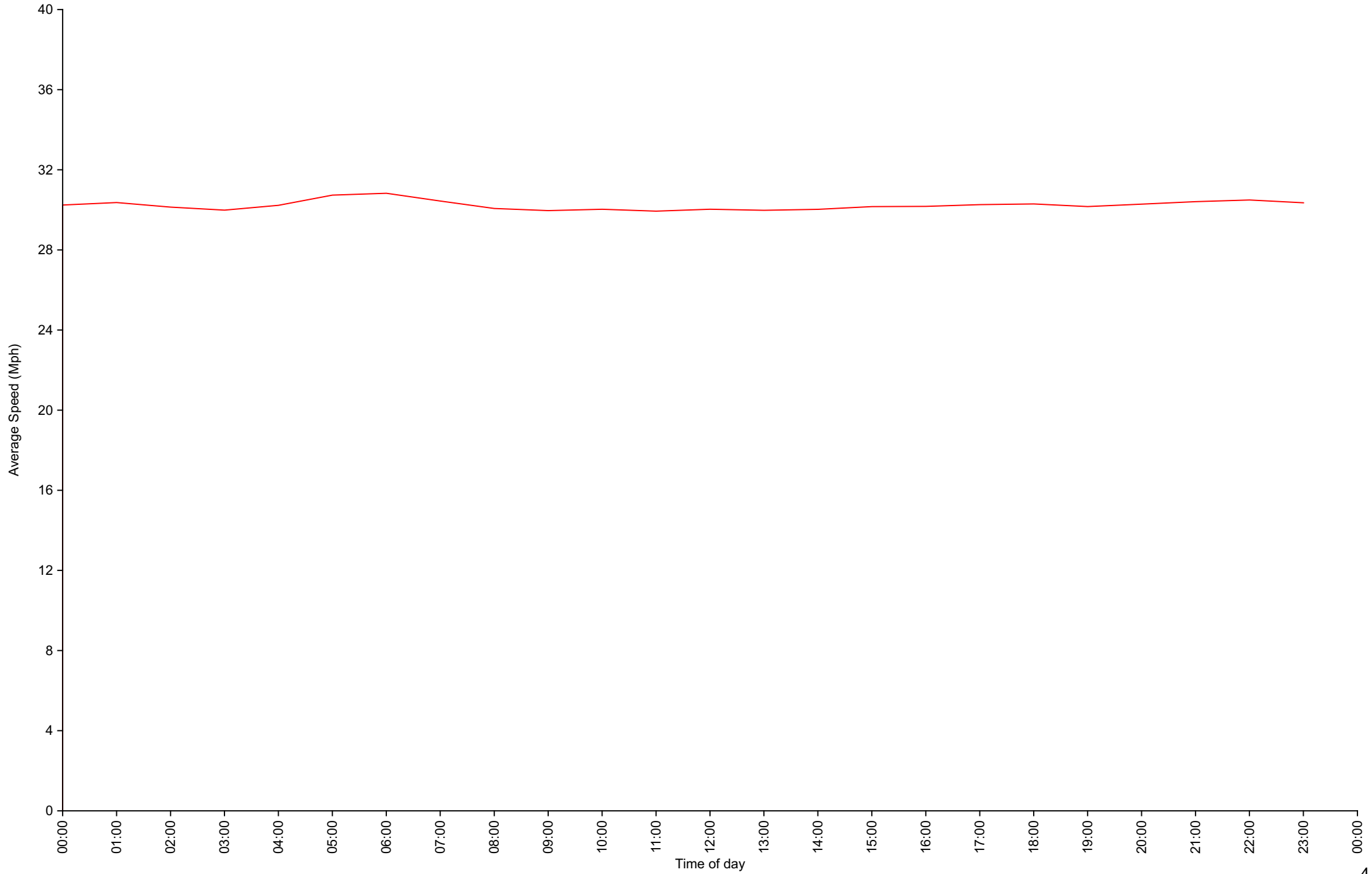
Vehicle Counts By Hour (60 Minute Resolution)



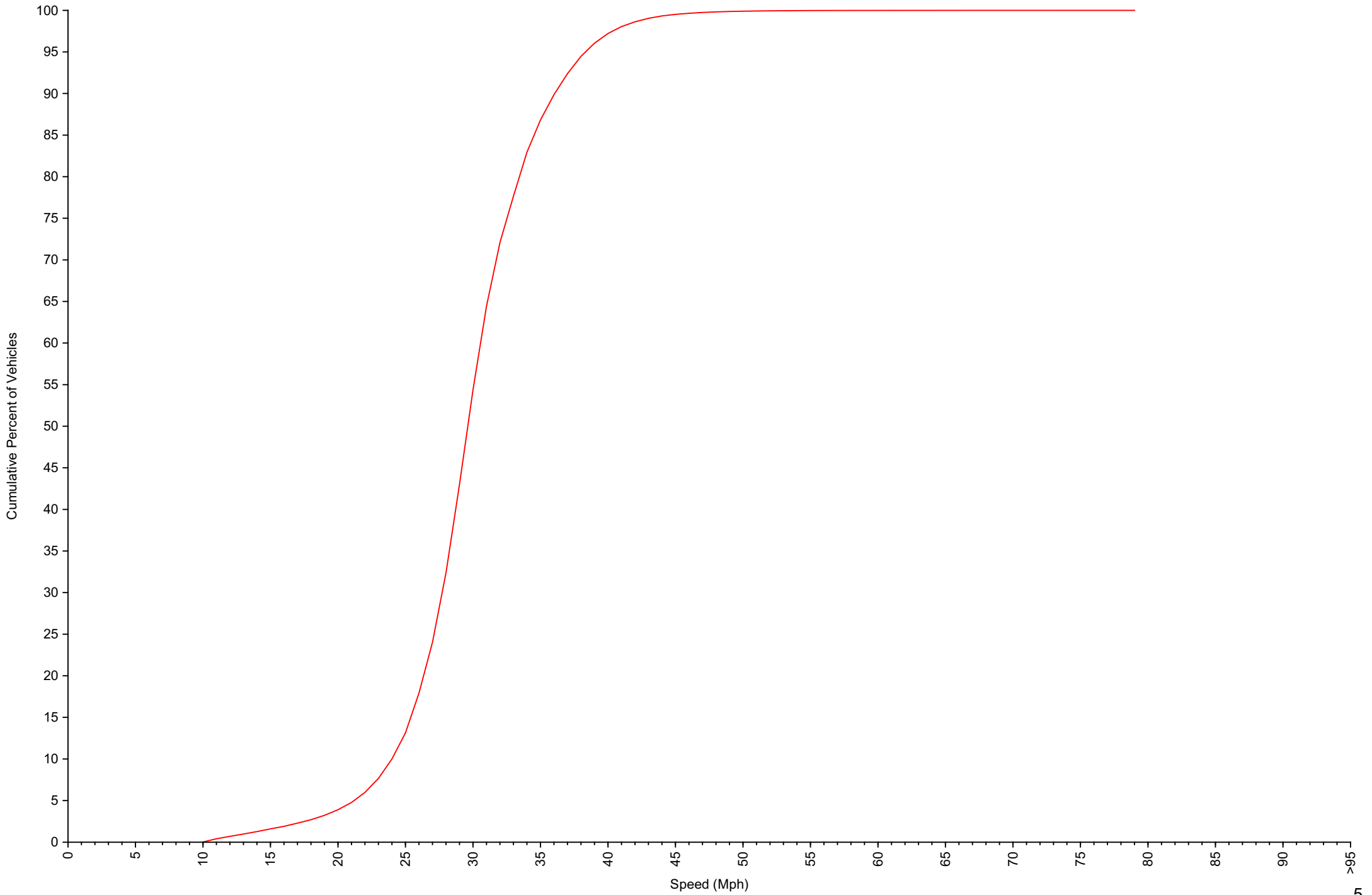
Vehicle Counts By Speed Class



Average Speed By Hour (60 Minute Resolution)



Cumulative Speed Distribution Curve



Voltage by hour
(5 Minute Resolution)

