

# Traffic Report

Sites:Site 08 (Middlewich Rd Nr Brookfield Drv) Solar Panel Assembly

Dates:Tue Oct 10 2017 - Sun Jun 10 2018

Directions:Westbound

## Vehicle Speed Classes (Mph)

	<15	15 20	20 25	25 30	30 35	35 40	40 45	45 50	50 55	55 60	60 65	65 70	>70	Total	85th Percentile	Average Voltage
00:00	64	59	118	715	842	360	103	31	5	3	1	0	0	2301	35.5	12.62V
01:00	31	28	74	488	610	270	92	39	12	2	0	0	0	1646	36.4	12.61V
02:00	33	29	96	542	580	417	197	56	15	3	1	0	0	1969	38.7	12.61V
03:00	49	25	84	422	845	860	257	<b>101</b>	<b>55</b>	9	<b>2</b>	0	0	2709	<b>39.2</b>	12.61V
04:00	44	27	158	835	1547	927	282	89	38	6	2	0	0	3955	37.5	12.61V
05:00	73	57	292	1910	3674	1986	485	94	19	2	2	0	0	8594	36.6	12.61V
06:00	210	143	537	4356	7234	<b>2346</b>	<b>533</b>	73	21	<b>10</b>	0	0	0	15463	34.9	12.61V
07:00	416	331	901	8064	<b>8776</b>	1864	365	64	11	1	0	0	0	<b>20793</b>	33.2	12.61V
08:00	<b>868</b>	<b>711</b>	<b>2311</b>	<b>9507</b>	5501	1337	291	34	5	3	1	0	<b>1</b>	20570	31.9	12.56V
09:00	630	415	975	7767	7080	1697	313	42	3	1	0	0	0	18923	33.1	12.50V
10:00	723	491	1139	8155	7317	1687	332	39	2	1	0	1	0	19887	32.7	12.54V
11:00	789	478	1105	8519	7375	1660	302	43	3	3	0	<b>2</b>	0	20279	32.6	12.56V
12:00	773	512	1082	7965	<b>7618</b>	<b>1657</b>	336	45	11	1	1	1	0	20002	32.8	12.52V
13:00	712	469	1014	8320	7516	1641	<b>348</b>	52	10	0	0	0	0	20082	32.7	12.57V
14:00	860	527	1233	<b>9669</b>	7204	1597	327	48	8	1	0	0	1	<b>21475</b>	32.3	12.53V
15:00	<b>1051</b>	<b>725</b>	<b>2039</b>	9348	5834	1334	276	41	4	0	0	0	0	20652	31.9	12.61V
16:00	713	533	1173	8630	7295	1502	281	41	6	<b>3</b>	0	0	0	20177	32.5	12.61V
17:00	776	551	1075	8469	6879	1557	259	47	10	3	0	0	0	19626	32.6	12.61V
18:00	732	479	971	7332	6161	1630	301	28	7	2	0	0	0	17643	33.0	12.61V
19:00	621	425	898	5453	4928	1354	283	44	10	3	<b>2</b>	0	0	14021	33.3	12.61V
20:00	484	365	640	3719	3830	1263	246	<b>66</b>	<b>21</b>	1	2	0	1	10638	34.0	12.61V
21:00	382	245	581	3337	3452	1141	229	46	10	2	0	0	0	9425	34.0	12.61V
22:00	212	158	466	2389	2113	814	156	48	12	0	0	<b>3</b>	<b>2</b>	6373	34.3	12.61V
23:00	124	106	259	1446	1678	586	173	60	12	2	1	1	0	4448	<b>34.9</b>	12.61V
AM Total	3930	2794	7790	51280	<b>51381</b>	15411	3552	705	189	44	9	3	1			
PM Total	7440	5095	11431	<b>76077</b>	64508	16076	3215	566	121	18	6	5	4			
Total	11370	7889	19221	<b>127357</b>	115889	31487	6767	1271	310	62	15	8	5			
Percent	3.53%	2.45%	5.98%	<b>39.59%</b>	36.03%	9.79%	2.10%	0.40%	0.10%	0.02%	0.00%	0.00%	0.00%			

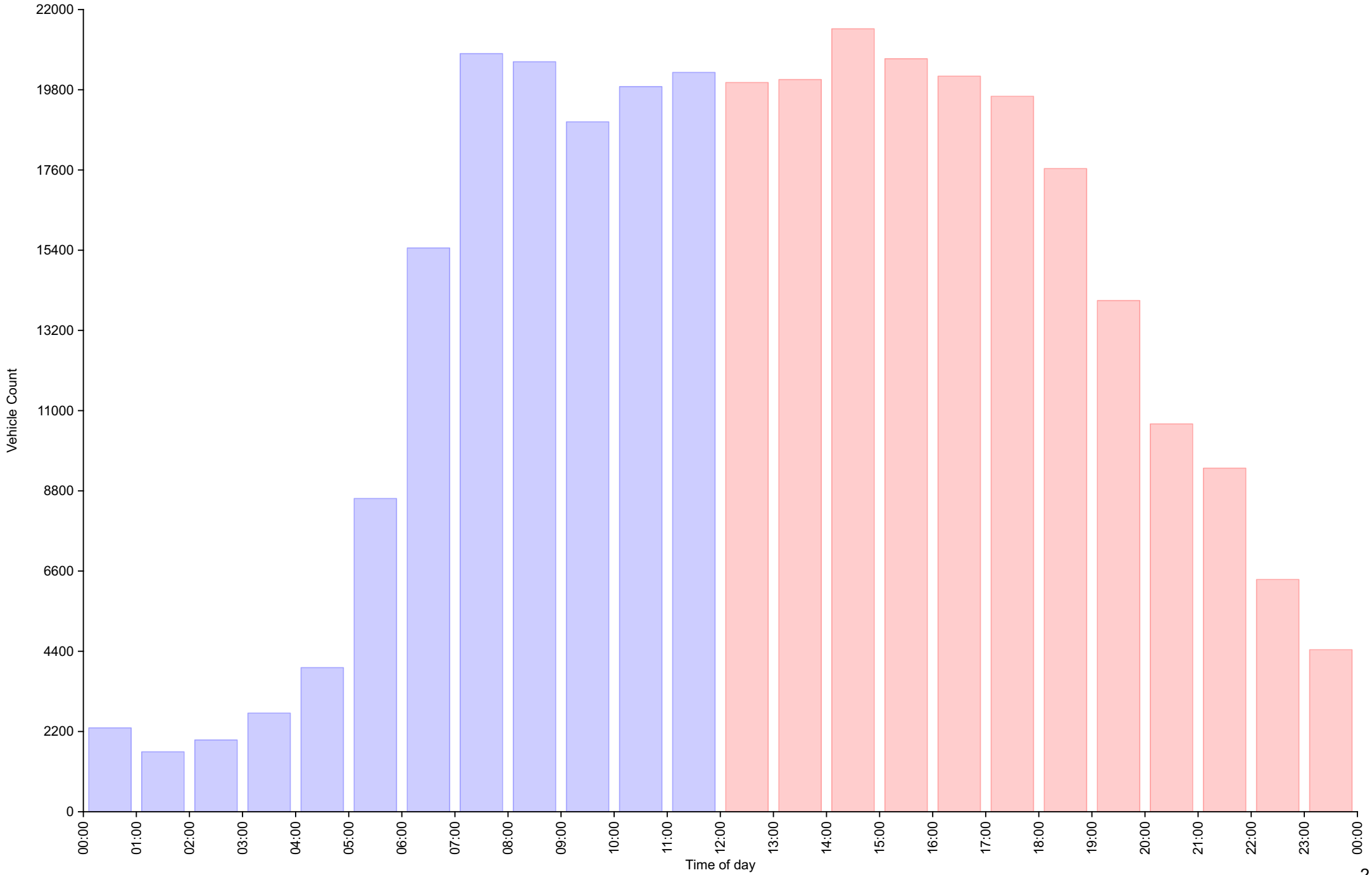
Total Vehicles : 321651

30th Percentile : 27.1 MPH  
 50th Percentile : 28.9 MPH  
 85th Percentile : 33.4 MPH  
 95th Percentile : 37.0 MPH

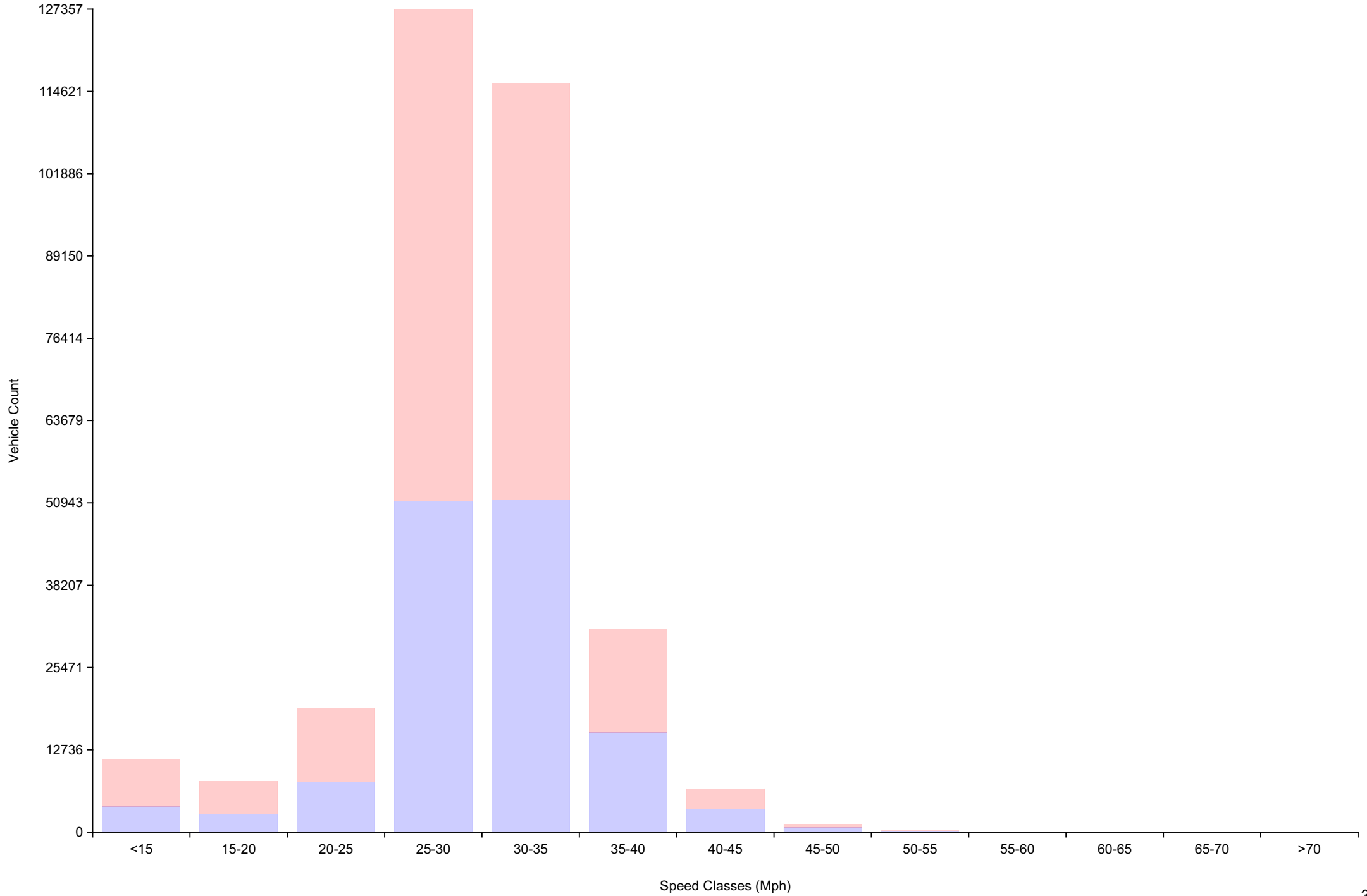
Average Speed : 29.2 MPH  
 Highest Speed : 104.0 MPH

Total Over Speed Limit : 41.4 % (133255 / 321651)

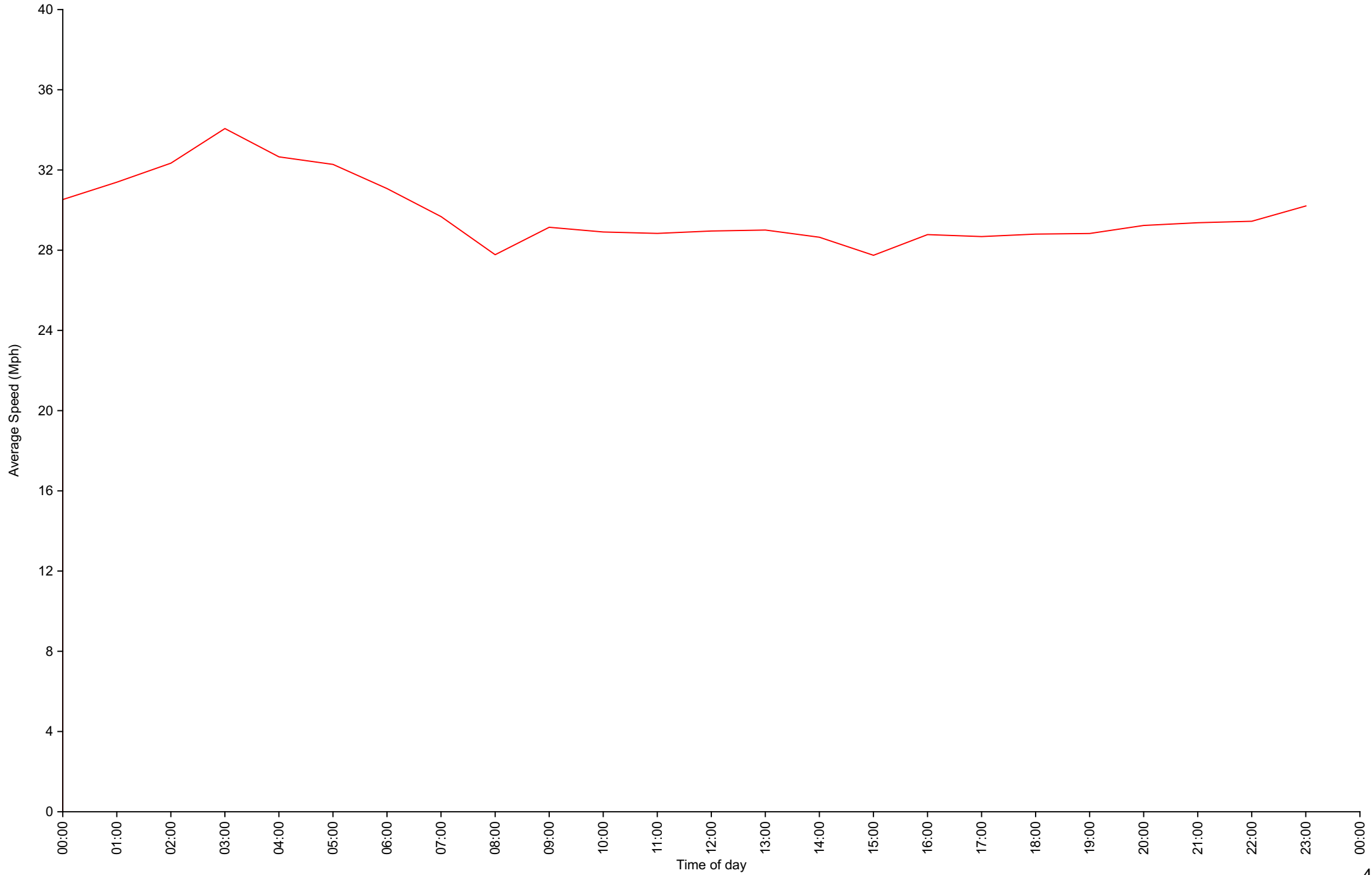
# Vehicle Counts By Hour (60 Minute Resolution)



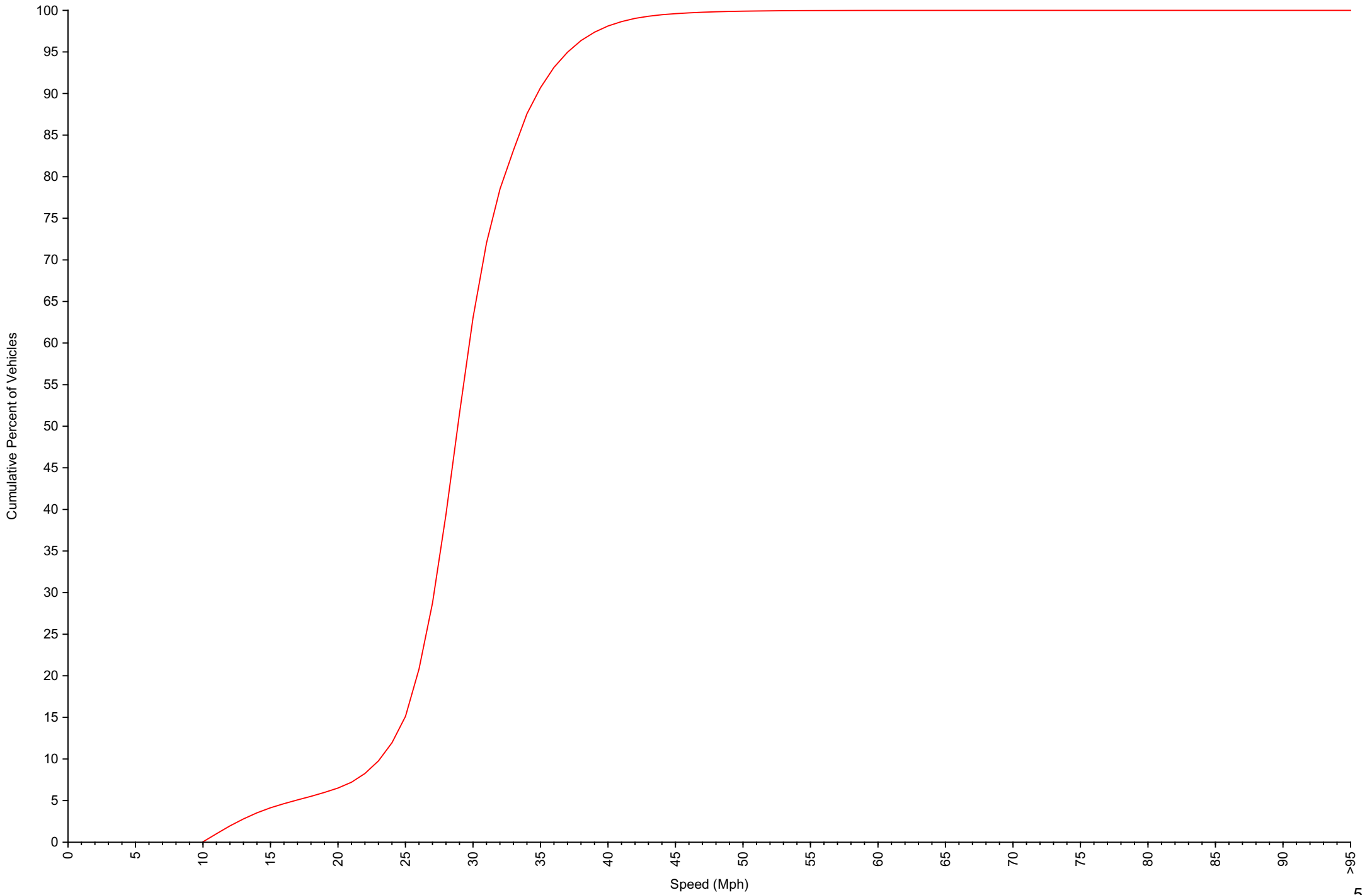
# Vehicle Counts By Speed Class



# Average Speed By Hour (60 Minute Resolution)



# Cumulative Speed Distribution Curve



Voltage by hour  
(5 Minute Resolution)

