

# Traffic Report

Sites:Site 01 (Chester Rd Nr St Andrews Drive) Solar Panel Assembly

Dates:Tue Jun 6 2017 - Tue Oct 10 2017

Directions:Westbound

## Vehicle Speed Classes (Mph)

	<15	15 20	20 25	25 30	30 35	35 40	40 45	45 50	50 55	55 60	60 65	65 70	>70	Total	85th Percentile	Average Voltage
00:00	123	113	366	1817	2086	915	255	71	27	9	1	1	0	5784	35.5	12.61V
01:00	74	62	229	1157	1663	702	181	60	21	2	0	2	0	4153	35.9	12.61V
02:00	80	37	203	974	1327	807	288	72	28	4	1	1	0	3822	37.5	12.61V
03:00	65	41	172	909	1655	1155	475	171	62	12	2	0	0	4719	39.1	12.61V
04:00	81	72	240	1395	2755	1739	568	216	89	14	3	0	0	7172	38.1	12.61V
05:00	164	141	407	2413	4969	3388	1323	342	60	20	4	1	2	13234	38.5	12.61V
06:00	352	270	735	4883	10376	5439	1497	315	63	6	3	0	0	23939	36.7	12.44V
07:00	763	718	1675	11088	13258	3741	943	178	22	5	0	0	0	32391	34.0	12.30V
08:00	1411	1070	3019	13200	9985	2871	694	117	25	0	0	1	0	32393	33.1	12.32V
09:00	1002	754	2071	12670	11405	3057	663	103	12	2	0	0	1	31740	33.2	12.44V
10:00	1111	870	2261	14417	11350	2817	535	73	13	2	0	0	0	33449	32.8	12.90V
11:00	1206	944	2294	15030	11747	2908	645	93	16	2	1	0	0	34886	32.8	12.29V
12:00	1211	956	2117	14538	12233	3195	759	113	22	3	1	0	0	35148	33.1	12.63V
13:00	1065	970	2208	14759	12139	3247	701	129	21	5	1	0	0	35245	33.2	13.07V
14:00	1343	1072	3095	16436	12193	2952	694	125	21	6	3	1	0	37941	32.6	12.33V
15:00	1366	1208	3180	17387	12398	3147	746	120	21	3	1	1	0	39578	32.6	12.26V
16:00	1119	1034	2296	15472	14160	3631	891	158	22	4	2	0	0	38789	33.2	12.41V
17:00	1137	1067	1977	12597	13722	3829	929	141	28	4	0	0	1	35432	33.8	12.61V
18:00	1110	886	1617	10366	11387	3526	981	173	26	5	0	0	2	30079	34.2	12.61V
19:00	967	746	1308	8193	9358	3330	814	155	32	5	3	1	1	24913	34.6	12.61V
20:00	826	560	1090	6382	7216	2617	653	155	30	5	1	5	1	19541	34.6	12.61V
21:00	664	461	988	5599	5996	2077	535	172	35	6	4	1	0	16538	34.5	12.61V
22:00	333	277	744	4172	4018	1494	407	114	41	6	2	0	1	11609	34.6	12.61V
23:00	227	205	568	3115	3176	1126	337	109	34	4	7	5	5	8918	34.8	12.61V
AM Total	6432	5092	13672	79953	82576	29539	8067	1811	438	78	15	6	3			
PM Total	11368	9442	21188	129016	117996	34171	8447	1664	333	56	25	14	11			
Total	17800	14534	34860	208969	200572	63710	16514	3475	771	134	40	20	14			
Percent	3.17%	2.59%	6.21%	37.22%	35.73%	11.35%	2.94%	0.62%	0.14%	0.02%	0.01%	0.00%	0.00%			

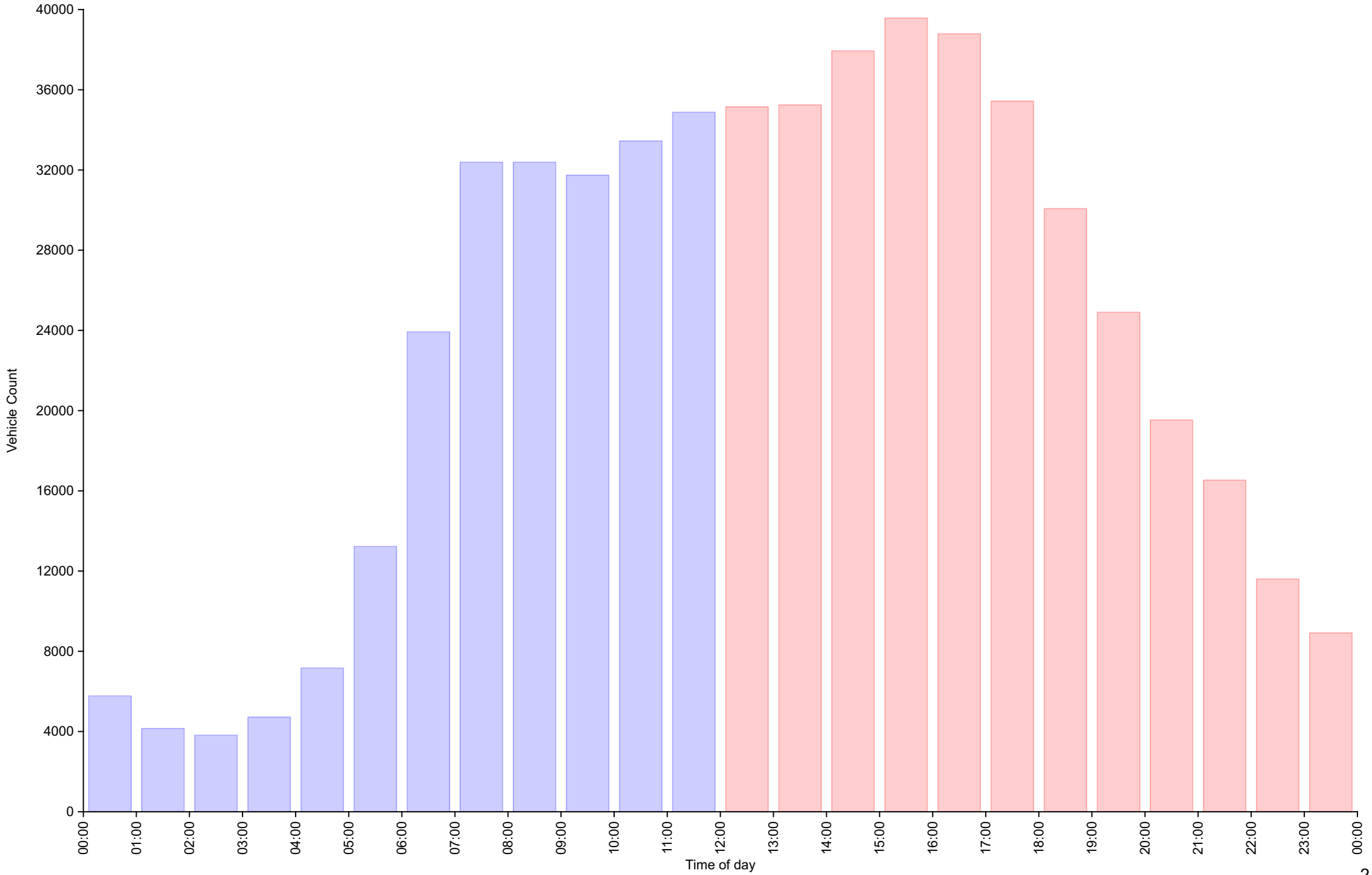
Total Vehicles : 561413

30th Percentile : 27.2 MPH  
 50th Percentile : 29.1 MPH  
 85th Percentile : 34.0 MPH  
 95th Percentile : 38.0 MPH

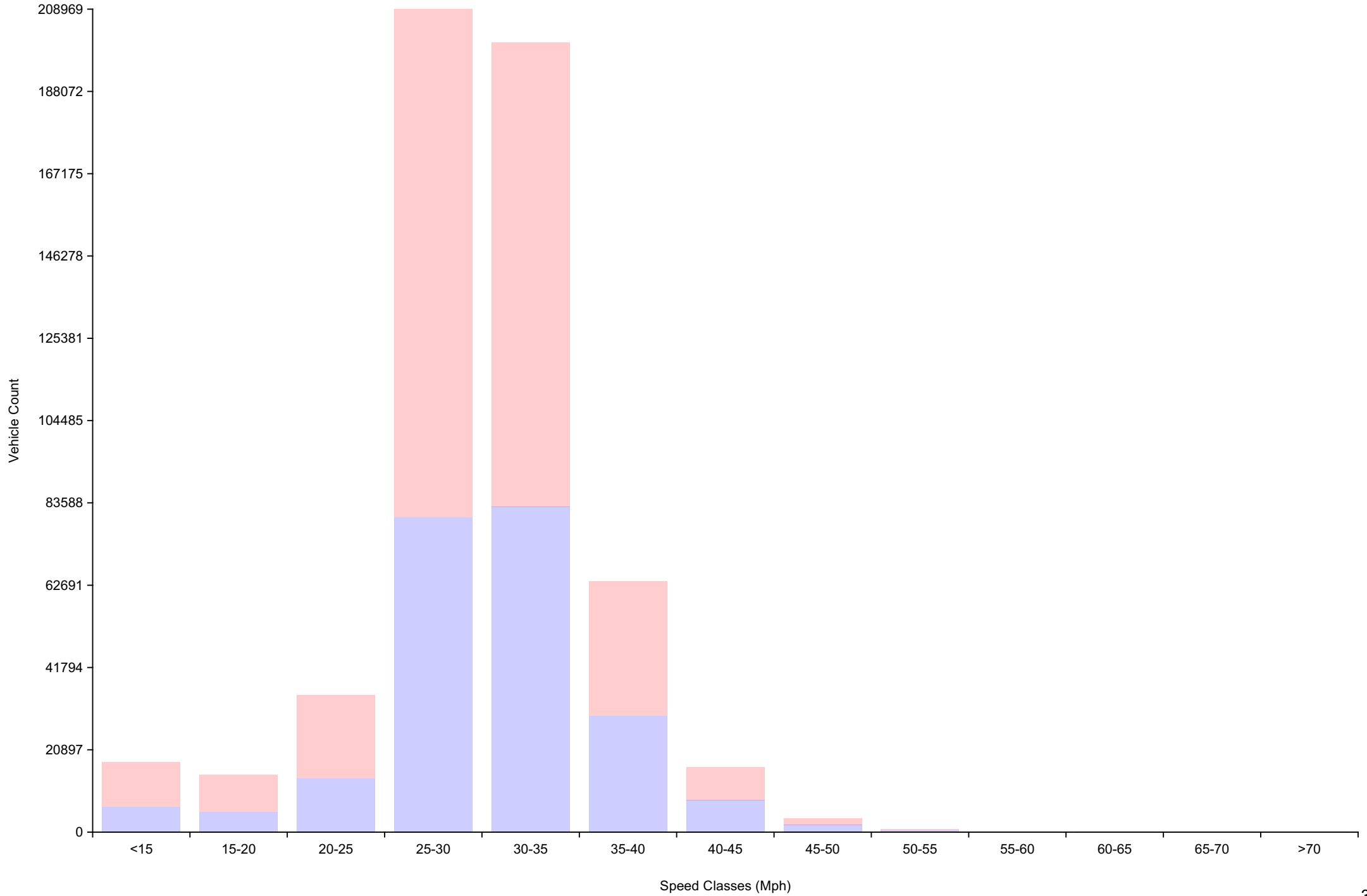
Average Speed : 29.5 MPH  
 Highest Speed : 85.0 MPH

Total Over Speed Limit : 44.1 % (247504 / 561413)

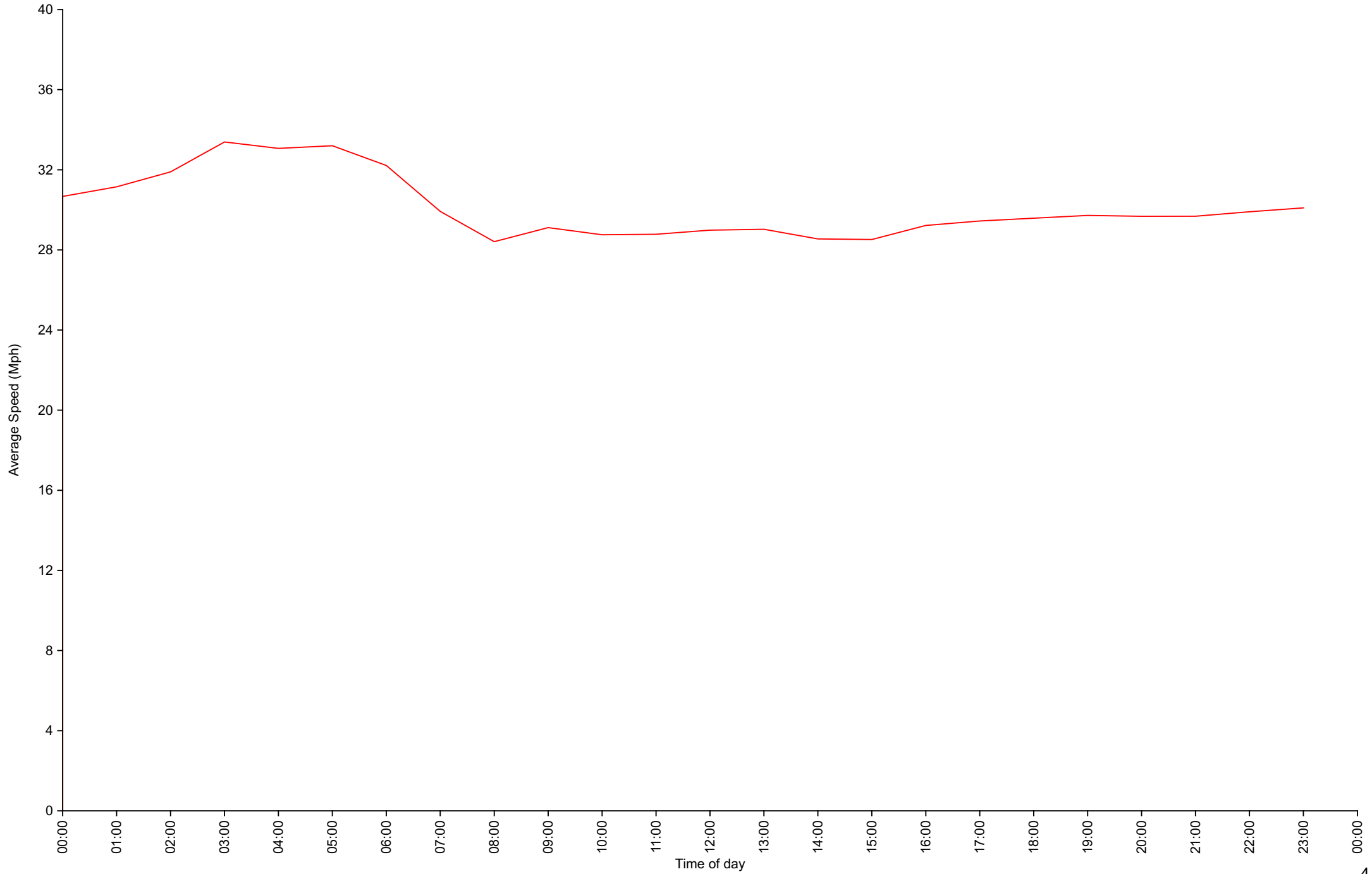
# Vehicle Counts By Hour (60 Minute Resolution)



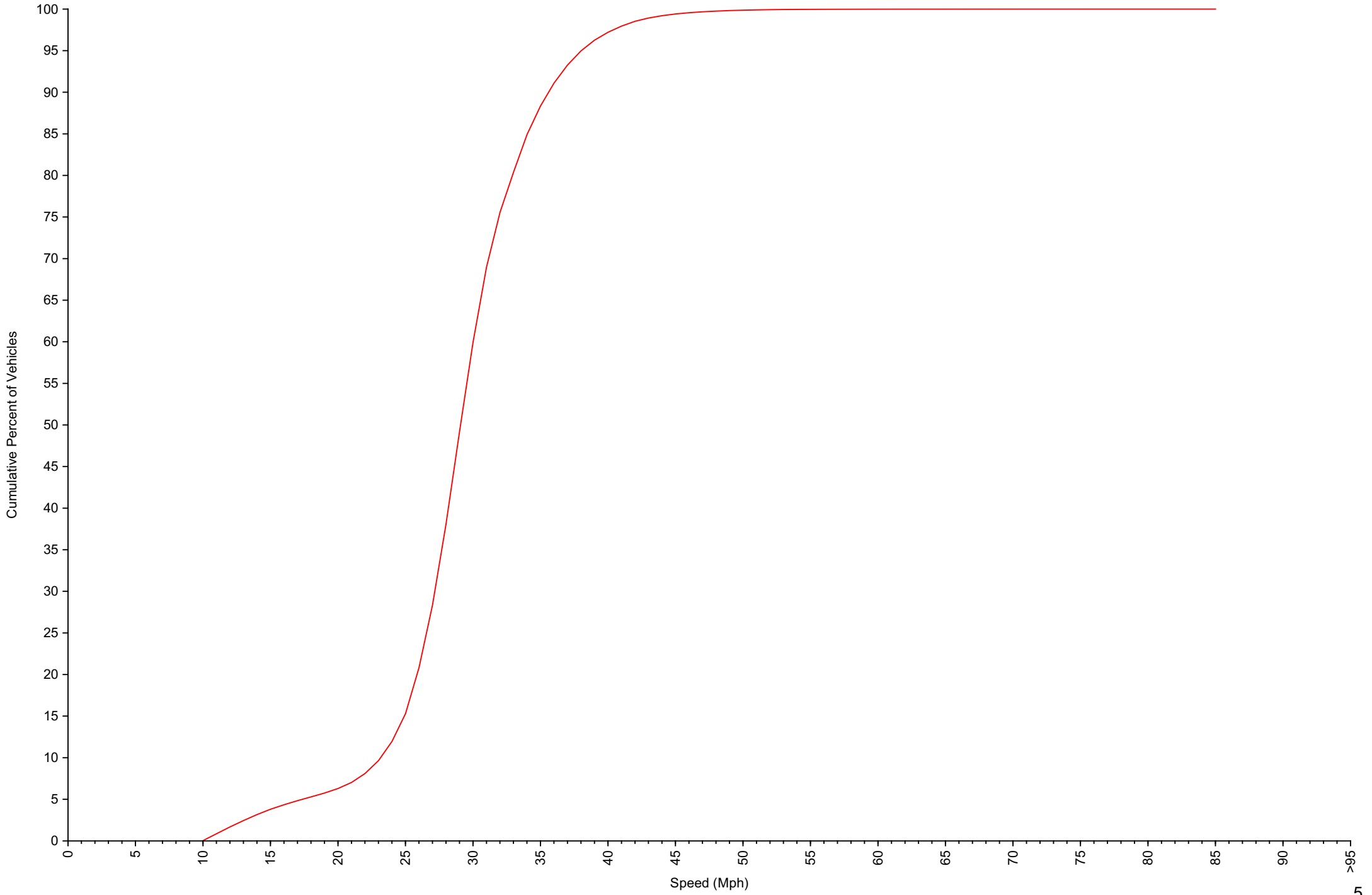
# Vehicle Counts By Speed Class



# Average Speed By Hour (60 Minute Resolution)



# Cumulative Speed Distribution Curve



Voltage by hour  
(5 Minute Resolution)

