

Traffic Report

Sites:Site 01 (Chester Rd Nr St Andrews Drive) Solar Panel Assembly

Dates:Sun Jun 1 2014 - Fri Dec 12 2014

Directions:Westbound

Vehicle Speed Classes (Mph)

	<15	15 20	20 25	25 30	30 35	35 40	40 45	45 50	50 55	55 60	60 65	65 70	>70	Total	85th Percentile	Average Voltage
00:00	673	387	1657	8271	14278	6871	2440	541	86	15	2	0	0	35221	36.8	12.61V
01:00	932	489	1496	7741	14791	6985	2462	570	97	22	1	2	0	35588	36.8	12.61V
02:00	587	373	1461	7722	12672	6270	2398	623	109	15	2	0	1	32233	37.1	12.61V
03:00	176	173	1022	5343	8486	5231	2188	606	131	26	6	0	0	23388	38.2	12.61V
04:00	63	103	584	3942	5927	3909	1738	493	127	23	5	2	0	16916	38.7	12.61V
05:00	51	80	425	3156	4562	2823	1226	452	111	26	7	1	0	12920	38.7	12.61V
06:00	50	70	355	2680	3896	2275	949	346	91	24	7	3	2	10748	38.5	12.61V
07:00	44	48	289	2185	3006	1709	701	258	83	29	6	2	3	8363	38.3	12.61V
08:00	31	50	258	1687	2246	1082	499	183	70	23	4	3	5	6141	38.1	12.61V
09:00	34	51	286	1343	1481	607	311	97	30	11	4	1	1	4257	37.0	12.61V
10:00	49	55	158	1041	1242	586	241	103	33	9	0	1	0	3518	37.6	12.61V
11:00	20	37	202	1106	1587	632	315	120	37	11	2	0	0	4069	37.8	12.61V
12:00	18	41	210	1283	1731	821	483	191	78	18	7	2	1	4884	39.4	12.61V
13:00	46	42	173	1156	2312	1541	891	451	152	46	13	6	1	6830	41.6	12.61V
14:00	123	89	272	1586	3030	2965	1805	781	272	56	15	3	2	10999	42.2	12.61V
15:00	150	120	420	3037	5958	4976	2373	759	170	38	5	1	0	18007	40.1	12.61V
16:00	195	139	901	5313	10150	5753	2341	603	119	25	2	1	0	25542	38.0	12.61V
17:00	257	192	1018	5634	9051	5118	1953	489	80	17	4	0	0	23813	37.6	12.59V
18:00	177	225	1161	5906	8632	4524	1685	370	58	14	2	0	0	22754	37.1	12.59V
19:00	191	225	1140	5848	8636	4763	1548	340	50	7	5	0	0	22753	36.9	12.57V
20:00	155	212	1123	5886	9535	4916	1775	358	52	12	5	2	0	24031	37.0	12.60V
21:00	232	266	1346	7090	11527	5967	2149	456	64	10	6	3	1	29117	37.1	12.61V
22:00	242	219	1456	7546	12314	5991	2072	483	91	16	3	0	0	30433	36.8	12.61V
23:00	304	291	1599	8219	13765	6513	2270	508	77	23	4	0	0	33573	36.7	12.61V
AM Total	2710	1916	8193	46217	74174	38980	15468	4392	1005	234	46	15	12			
PM Total	2090	2061	10819	58504	96641	53848	21345	5789	1263	282	71	18	5			
Total	4800	3977	19012	104721	170815	92828	36813	10181	2268	516	117	33	17			
Percent	1.08%	0.89%	4.26%	23.47%	38.29%	20.81%	8.25%	2.28%	0.51%	0.12%	0.03%	0.01%	0.00%			

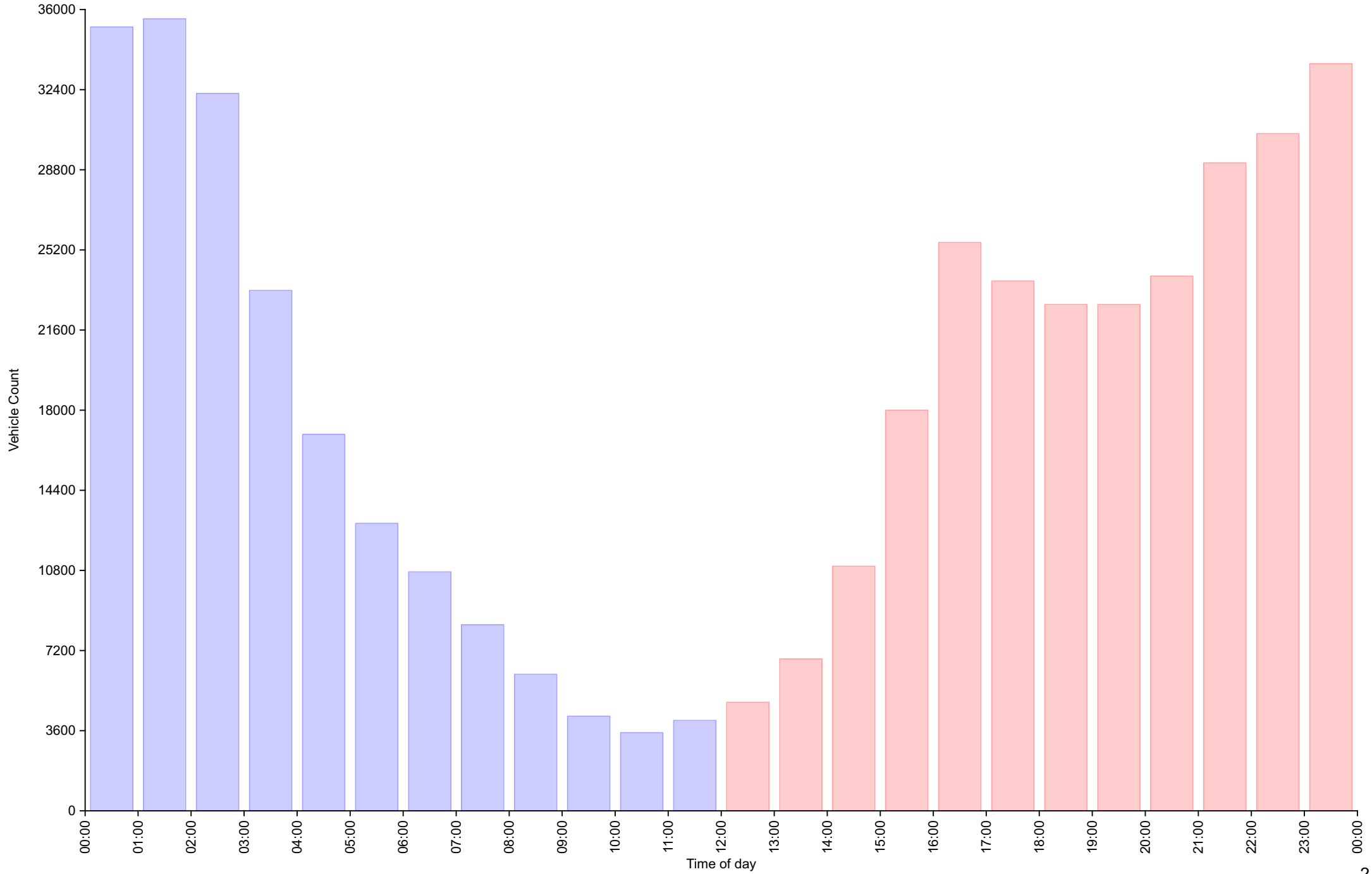
Total Vehicles : 446098

30th Percentile : 29.0 MPH
 50th Percentile : 31.5 MPH
 85th Percentile : 37.7 MPH
 95th Percentile : 42.1 MPH

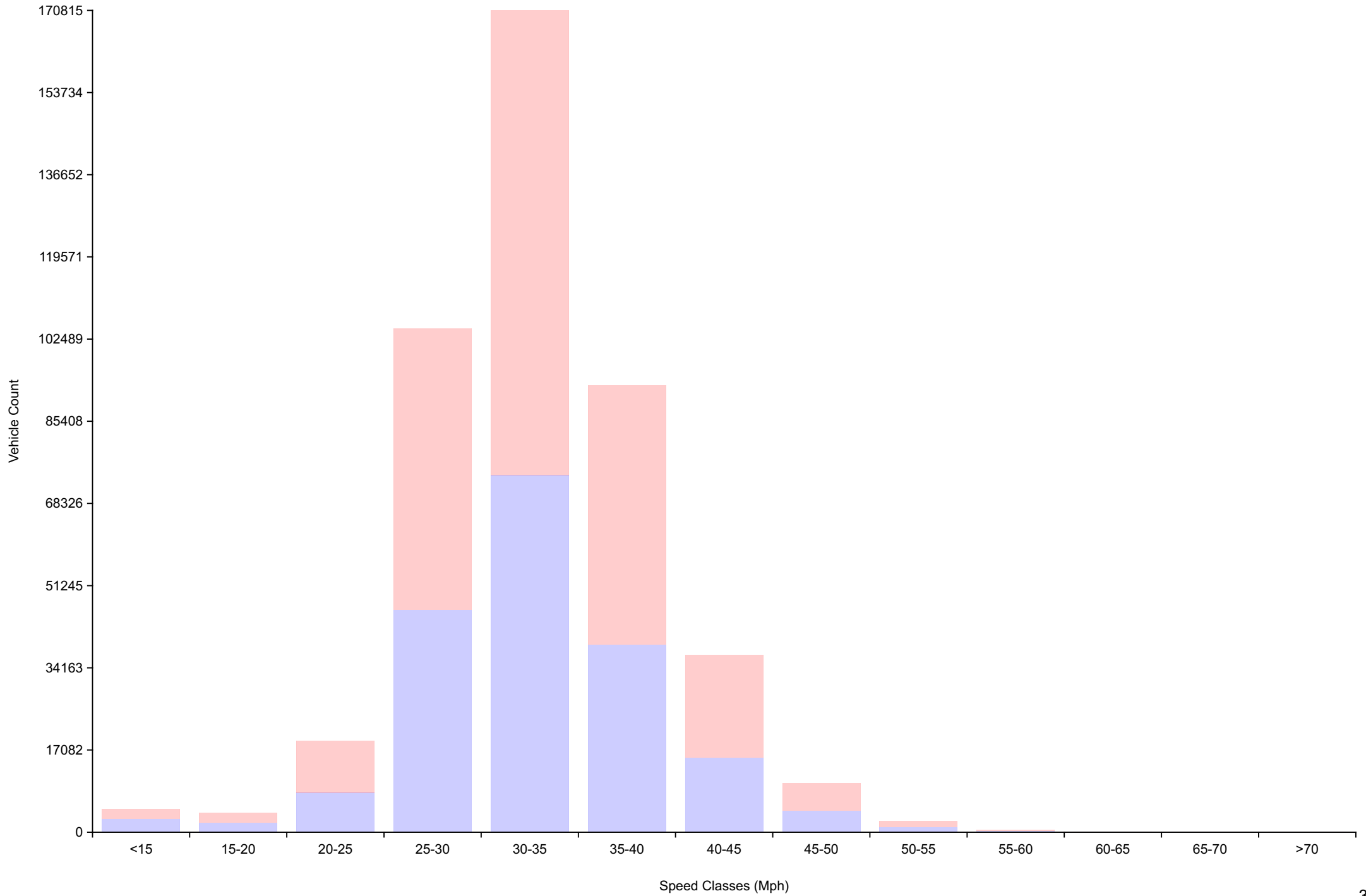
Average Speed : 32.4 MPH
 Highest Speed : 90.0 MPH

Total Over Speed Limit : 65.4 % (291569 / 446098)

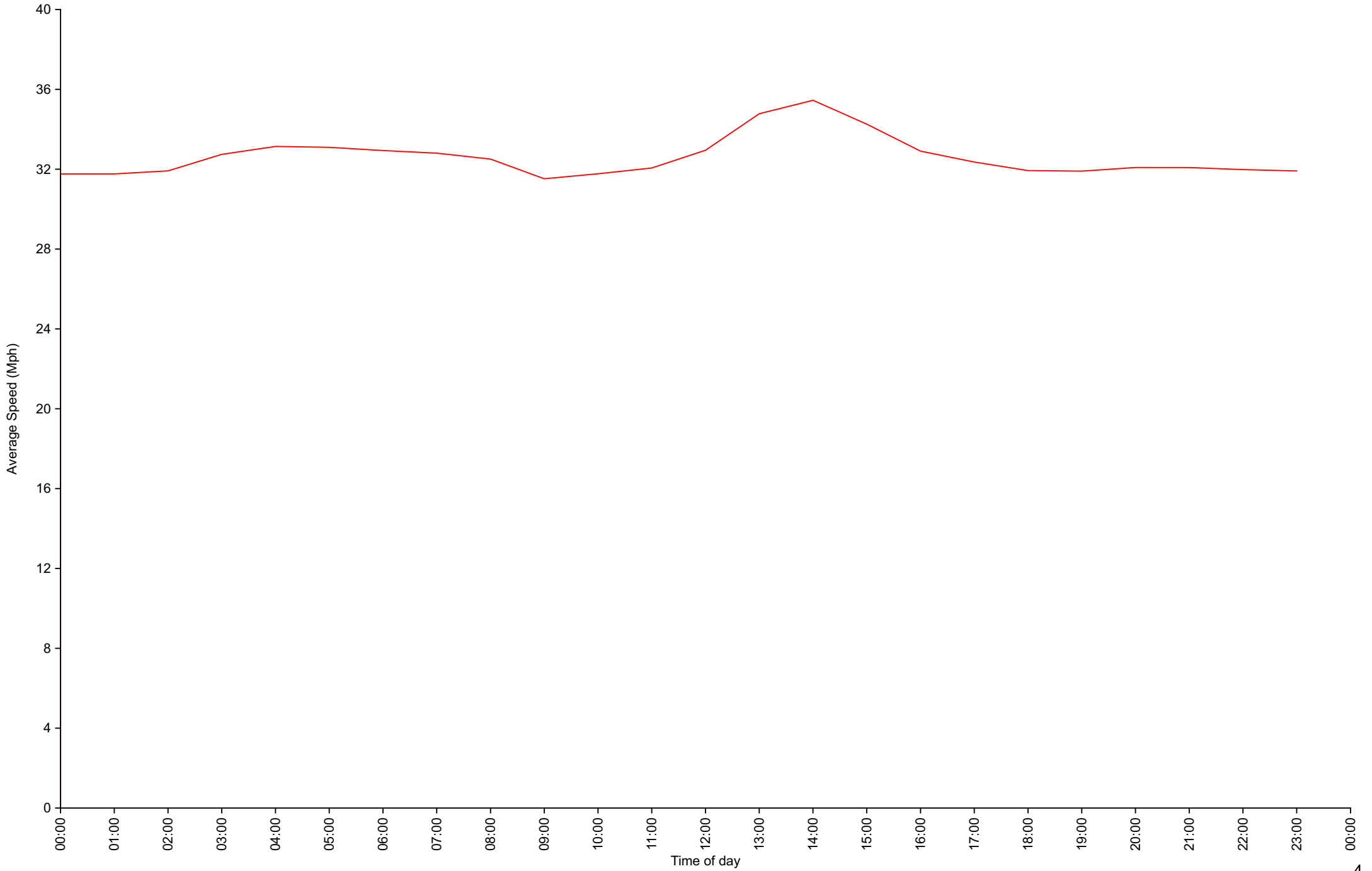
Vehicle Counts By Hour (60 Minute Resolution)



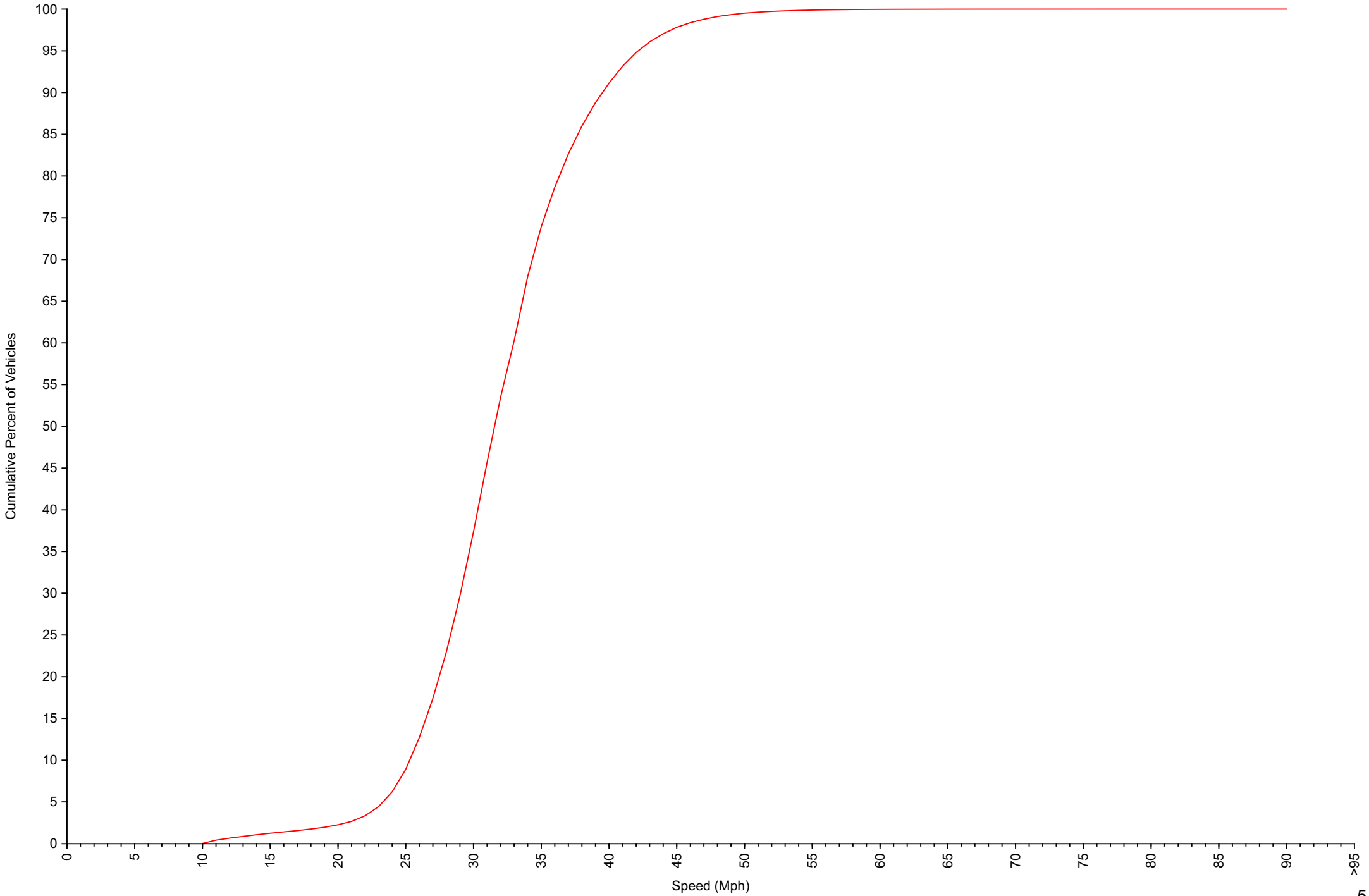
Vehicle Counts By Speed Class



Average Speed By Hour (60 Minute Resolution)



Cumulative Speed Distribution Curve



Voltage by hour
(5 Minute Resolution)

