

Traffic Report

Sites:Site 02 (Chester Rd Nr Westway Junction) Solar Panel Assembly

Dates:Mon Jun 11 2018 - Sun Jul 15 2018

Directions:Eastbound

Vehicle Speed Classes (Mph)

	<15	15 20	20 25	25 30	30 35	35 40	40 45	45 50	50 55	55 60	60 65	65 70	>70	Total	85th Percentile	Average Voltage
00:00	12	45	196	455	361	136	55	20	2	0	0	0	0	1282	34.6	12.61V
01:00	11	25	111	355	224	93	28	6	1	1	0	0	0	855	34.0	12.61V
02:00	13	18	87	224	196	100	25	8	2	0	2	0	0	675	35.3	12.61V
03:00	9	21	100	323	231	95	40	10	1	0	0	0	0	830	34.7	12.61V
04:00	49	26	113	426	415	245	62	5	2	0	0	0	0	1343	35.7	12.61V
05:00	58	50	254	1158	1461	578	157	15	3	1	0	0	0	3735	35.2	12.61V
06:00	62	94	444	1914	3013	1078	254	30	1	0	0	0	0	6890	34.9	12.61V
07:00	171	229	1010	5051	3746	752	116	15	5	1	0	0	0	11096	31.9	12.61V
08:00	315	587	1886	4928	1946	414	52	4	0	0	0	0	0	10132	30.3	12.61V
09:00	273	318	1259	5920	2578	512	64	12	2	1	0	0	0	10939	30.9	12.61V
10:00	249	364	1282	5558	2659	539	64	7	3	0	0	0	0	10725	30.9	12.61V
11:00	254	341	1210	5924	2623	546	81	8	2	0	0	0	0	10989	30.9	12.72V
12:00	233	280	1108	5401	3038	646	92	11	0	0	0	0	0	10809	31.5	12.74V
13:00	222	276	1065	5636	3095	657	96	14	2	1	0	0	0	11064	31.4	12.73V
14:00	175	284	1168	5133	3077	712	106	11	2	0	0	0	0	10668	31.8	12.64V
15:00	219	357	1587	5608	3187	719	102	10	3	0	1	0	0	11793	31.5	12.68V
16:00	212	248	972	5311	4549	892	135	9	0	0	1	0	0	12329	32.1	12.68V
17:00	220	214	999	5110	5286	968	161	25	6	1	0	0	0	12990	32.3	12.70V
18:00	183	232	840	4568	4243	890	159	14	3	2	0	0	0	11134	32.5	12.70V
19:00	159	183	675	3060	2911	745	139	17	4	0	0	0	0	7893	33.3	12.61V
20:00	139	128	521	2159	2075	594	116	18	7	1	0	0	0	5758	33.5	12.61V
21:00	76	123	548	1931	1825	559	105	11	6	2	0	0	0	5186	33.6	12.61V
22:00	28	100	429	1777	1204	271	60	13	0	2	0	0	0	3884	32.5	12.61V
23:00	26	48	277	1013	685	212	50	11	2	1	0	0	0	2325	33.2	12.61V
AM Total	1476	2118	7952	32236	19453	5088	998	140	24	4	2	0	0			
PM Total	1892	2473	10189	46707	35175	7865	1321	164	35	10	2	0	0			
Total	3368	4591	18141	78943	54628	12953	2319	304	59	14	4	0	0			
Percent	1.92%	2.62%	10.35%	45.03%	31.16%	7.39%	1.32%	0.17%	0.03%	0.01%	0.00%	0.00%	0.00%			

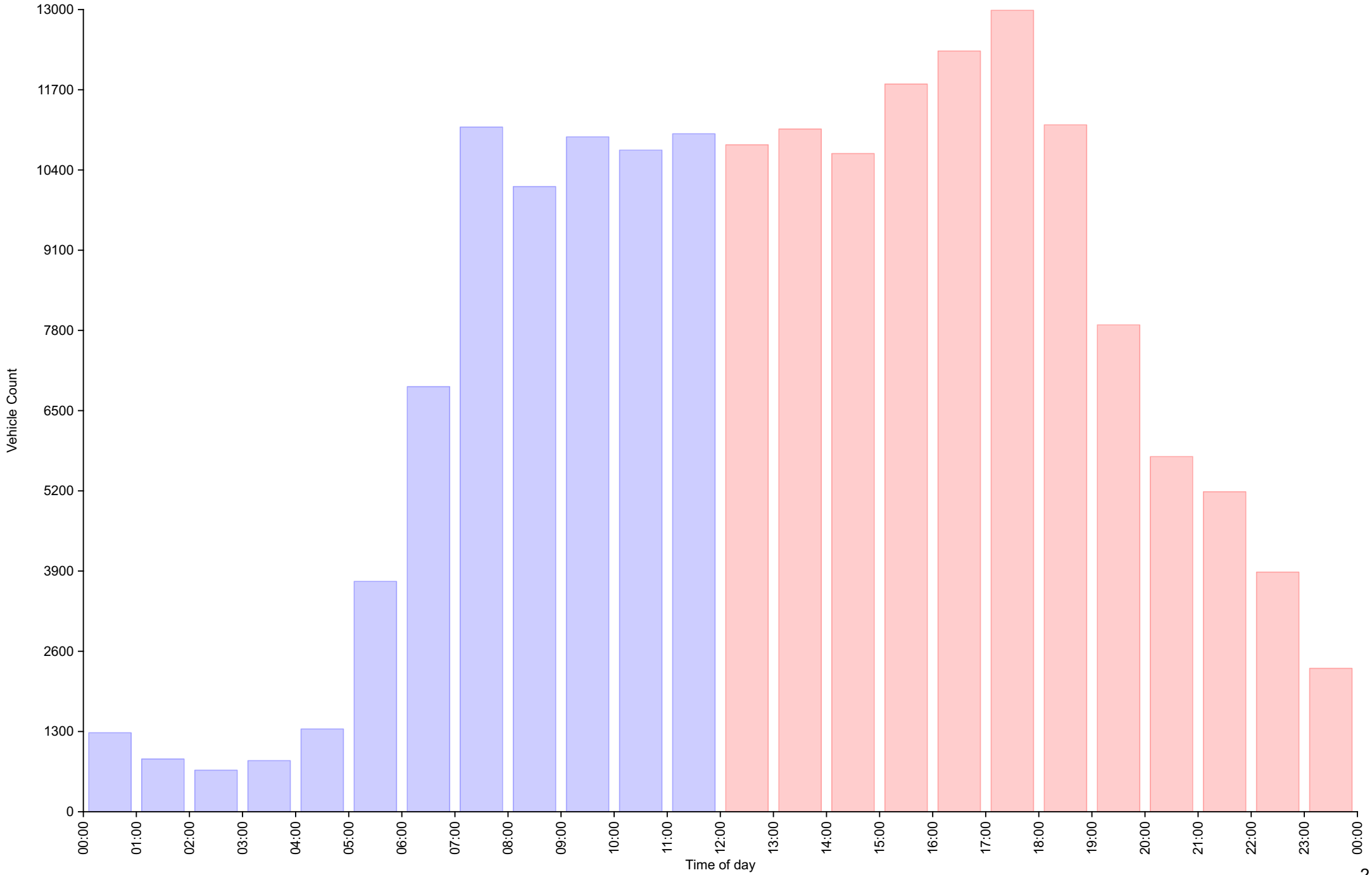
Total Vehicles : 175324

30th Percentile : 26.4 MPH
 50th Percentile : 28.2 MPH
 85th Percentile : 32.3 MPH
 95th Percentile : 35.8 MPH

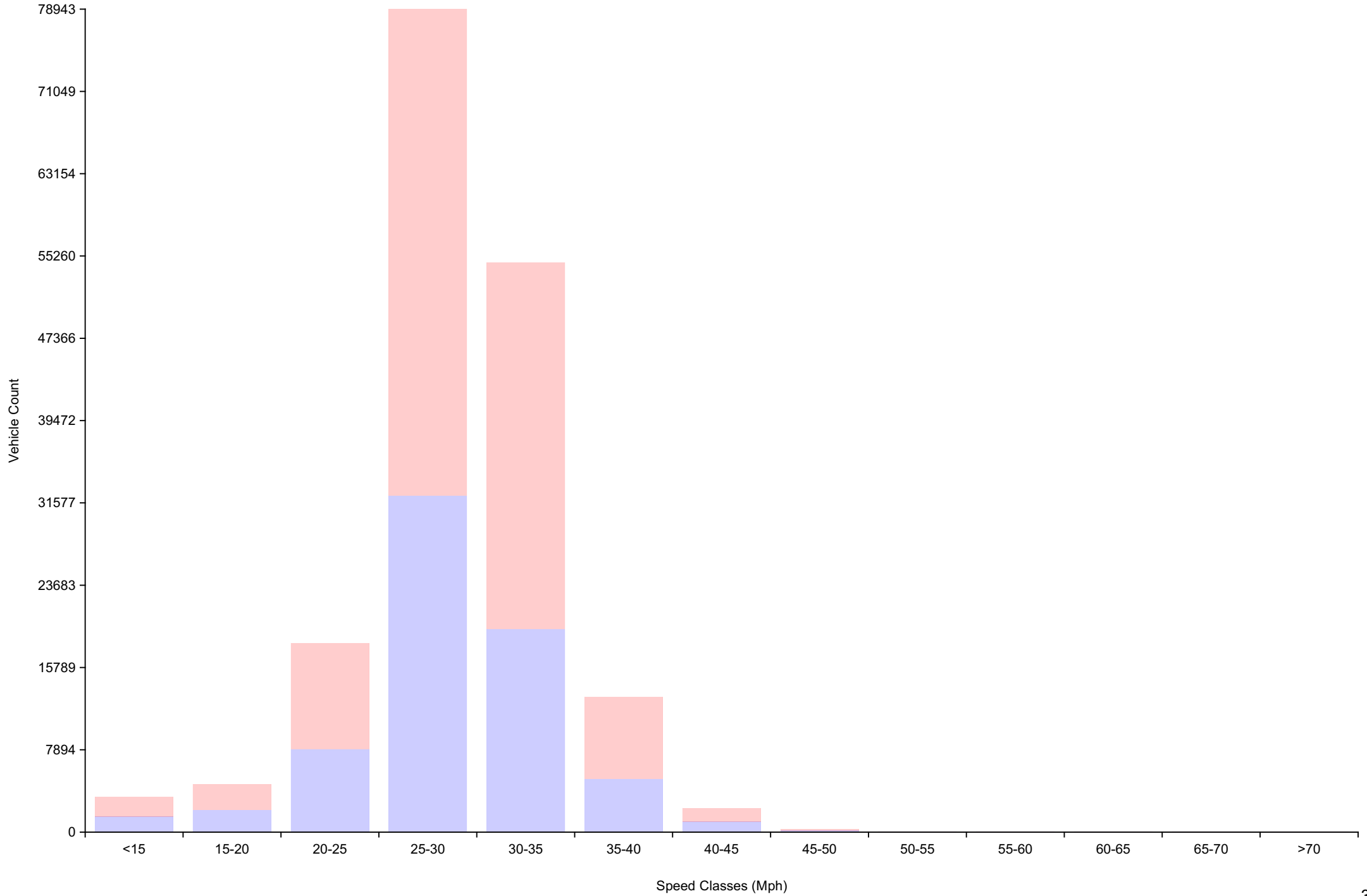
Average Speed : 28.5 MPH
 Highest Speed : 63.0 MPH

Total Over Speed Limit : 33.2 % (58135 / 175324)

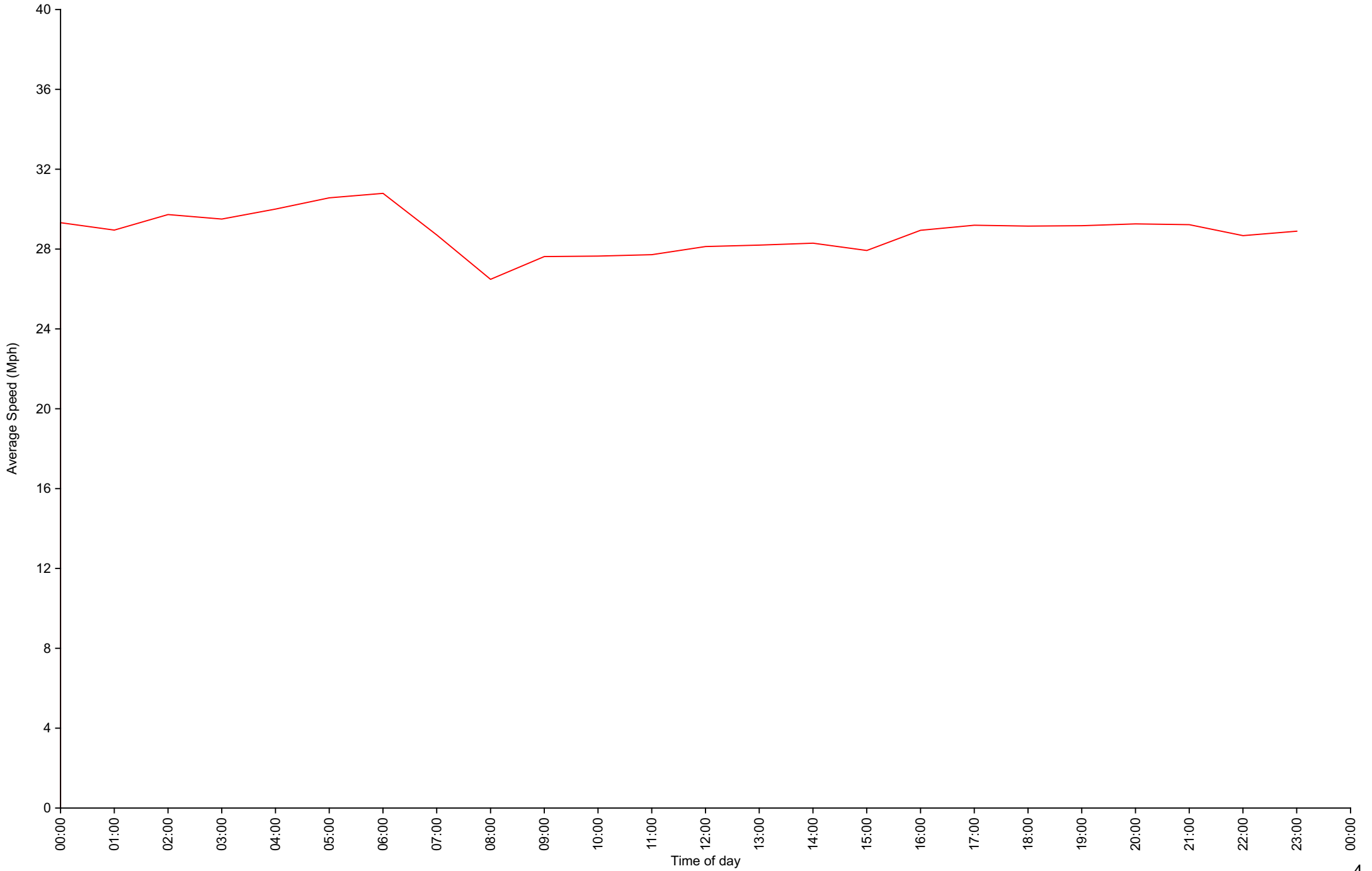
Vehicle Counts By Hour (60 Minute Resolution)



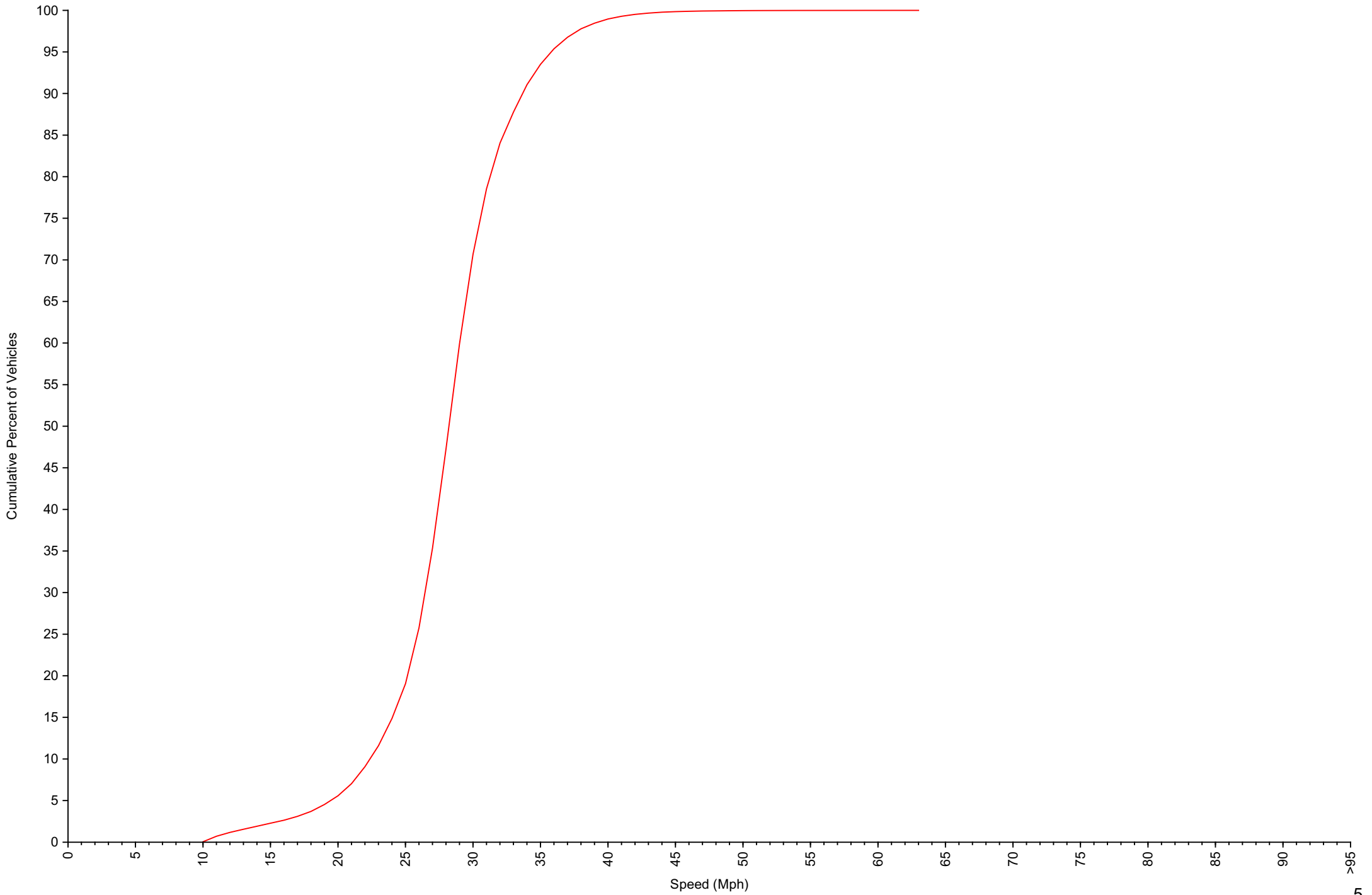
Vehicle Counts By Speed Class



Average Speed By Hour (60 Minute Resolution)



Cumulative Speed Distribution Curve



Voltage by hour
(5 Minute Resolution)

