

Traffic Report Site 2 Chester Road 12/12/15 to 07/06/16

Sites: Site 02 (Chester Rd Nr Westway Junction) Solar Panel Assembly

Dates: Sat Dec 12 2015 - Tue Jun 7 2016

Directions: Eastbound

Vehicle Speed Classes (Mph)

	<15	15 20	20 25	25 30	30 35	35 40	40 45	45 50	50 55	55 60	60 65	65 70	>70	Total	85th Percentile	Average Voltage
00:00	5	22	191	810	820	298	62	12	2	0	0	0	0	2222	34.4	13.07V
01:00	15	14	107	505	465	165	31	1	0	0	1	0	0	1304	34.0	13.06V
02:00	5	11	66	325	310	124	17	1	1	0	0	0	0	860	34.3	13.07V
03:00	18	16	127	371	280	134	45	4	2	0	0	0	0	997	34.8	13.07V
04:00	16	31	124	634	552	262	54	4	2	0	0	0	0	1679	34.9	13.05V
05:00	20	37	324	1633	1947	888	159	29	2	0	0	0	0	5039	35.2	13.05V
06:00	42	88	734	3423	3765	1662	332	27	2	0	0	0	0	10075	35.0	13.05V
07:00	102	312	2313	8685	8301	2834	354	31	1	0	0	0	0	22933	33.8	12.99V
08:00	541	1147	5261	13301	7318	1959	269	26	2	0	0	0	0	29824	31.8	12.97V
09:00	250	622	3539	13103	8827	2552	339	27	2	0	0	0	0	29261	32.7	13.87V
10:00	247	580	3609	13452	9154	2766	371	38	2	0	0	0	0	30219	32.9	13.66V
11:00	253	632	3653	13598	10306	3006	430	42	3	0	0	0	0	31923	33.0	13.76V
12:00	221	513	3433	13202	11013	3676	558	43	7	3	0	0	0	32669	33.6	13.68V
13:00	210	491	3307	12860	11686	3773	618	64	13	0	0	0	0	33022	33.7	13.80V
14:00	216	546	3402	12579	11123	3664	635	46	2	1	0	0	0	32214	33.7	13.56V
15:00	265	761	4221	14587	11114	3583	519	34	7	0	0	0	0	35091	33.2	13.66V
16:00	270	575	3713	14422	13542	4353	725	50	7	1	0	0	0	37658	33.7	12.74V
17:00	190	409	3216	12173	14453	4550	787	83	9	2	0	0	0	35872	34.0	12.85V
18:00	196	384	2592	9637	10555	3690	651	54	9	1	0	0	0	27769	34.2	12.83V
19:00	131	254	1779	6443	6571	2542	461	44	6	2	0	0	0	18233	34.4	12.85V
20:00	53	111	1077	4184	4266	1667	267	19	1	2	0	0	0	11647	34.4	12.90V
21:00	30	100	845	3329	3710	1306	170	16	0	1	0	0	0	9507	34.2	12.95V
22:00	15	63	517	2183	2379	902	157	18	1	0	0	0	0	6235	34.5	13.00V
23:00	22	20	244	1225	1443	503	89	17	2	0	0	0	0	3565	34.5	13.00V
AM Total	1514	3512	20048	69840	52045	16650	2463	242	21	0	1	0	0			
PM Total	1819	4227	28346	106824	101855	34209	5637	488	64	13	0	0	0			
Total	3333	7739	48394	176664	153900	50859	8100	730	85	13	1	0	0			
Percent	0.74%	1.72%	10.76%	39.27%	34.21%	11.31%	1.80%	0.16%	0.02%	0.00%	0.00%	0.00%	0.00%			

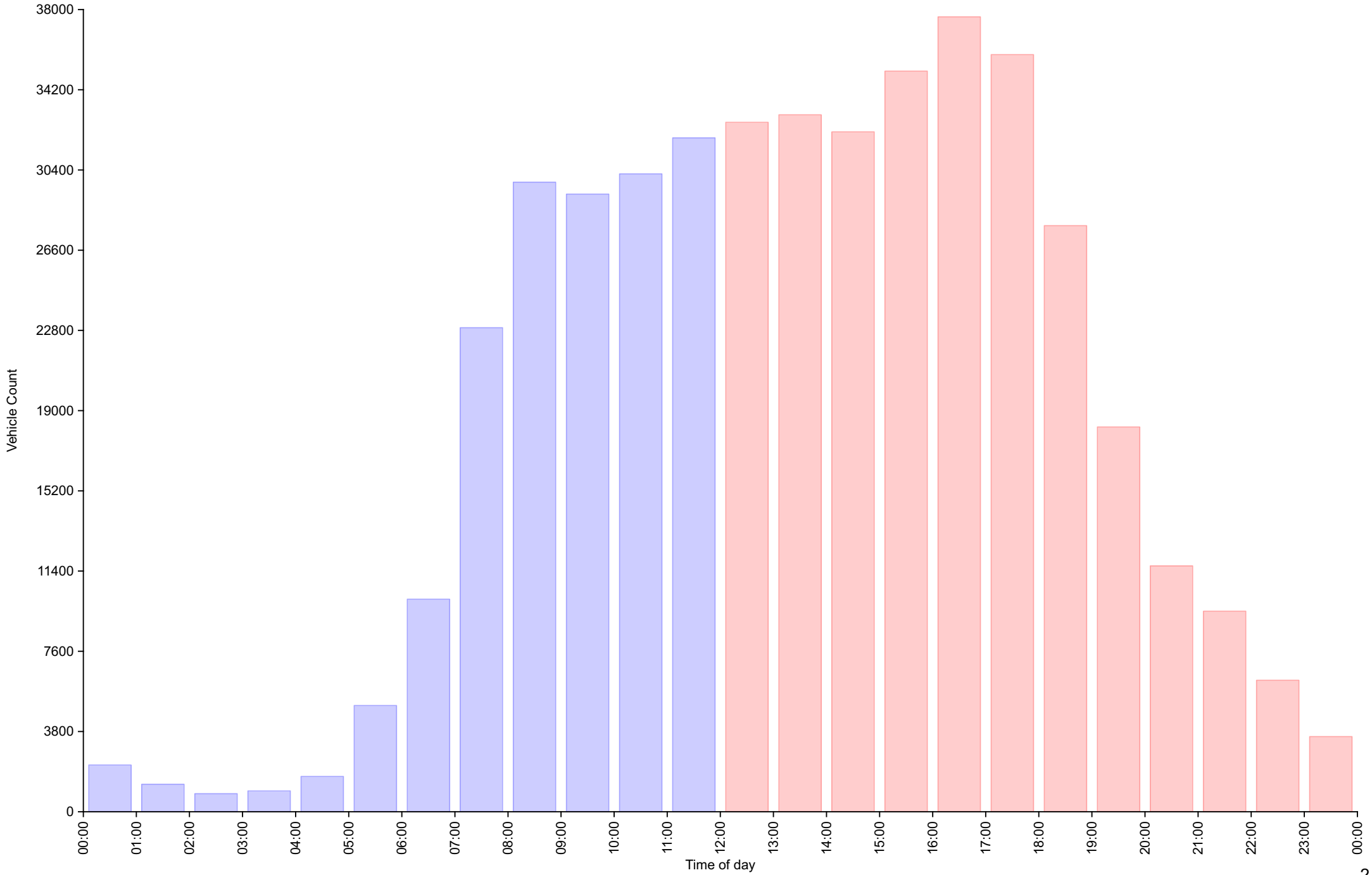
Total Vehicles : 449818

30th Percentile : 26.7 MPH
 50th Percentile : 28.8 MPH
 85th Percentile : 33.6 MPH
 95th Percentile : 36.9 MPH

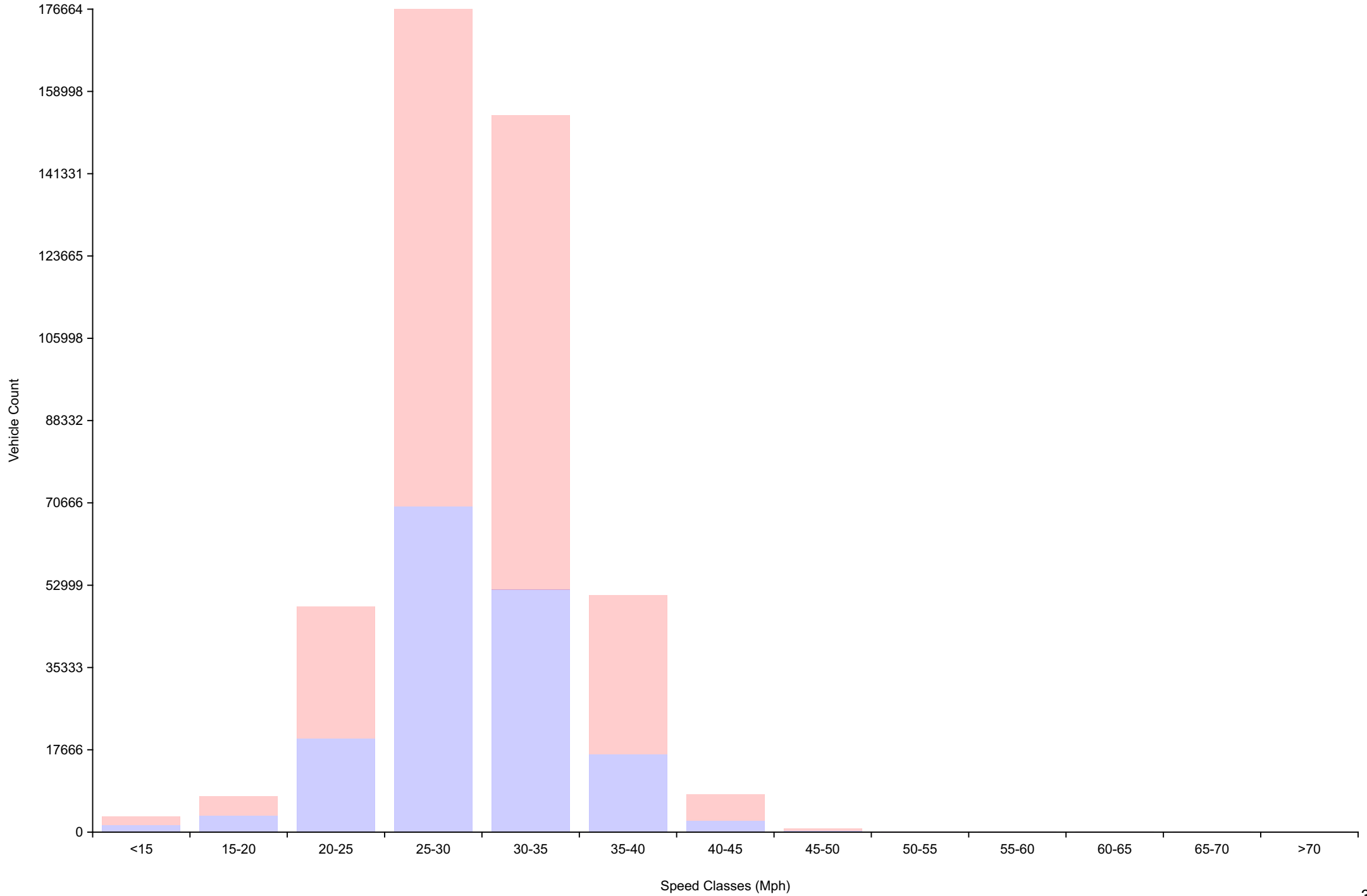
Average Speed : 29.4 MPH
 Highest Speed : 61.0 MPH

Total Over Speed Limit : 40.6 % (182674 / 449818)

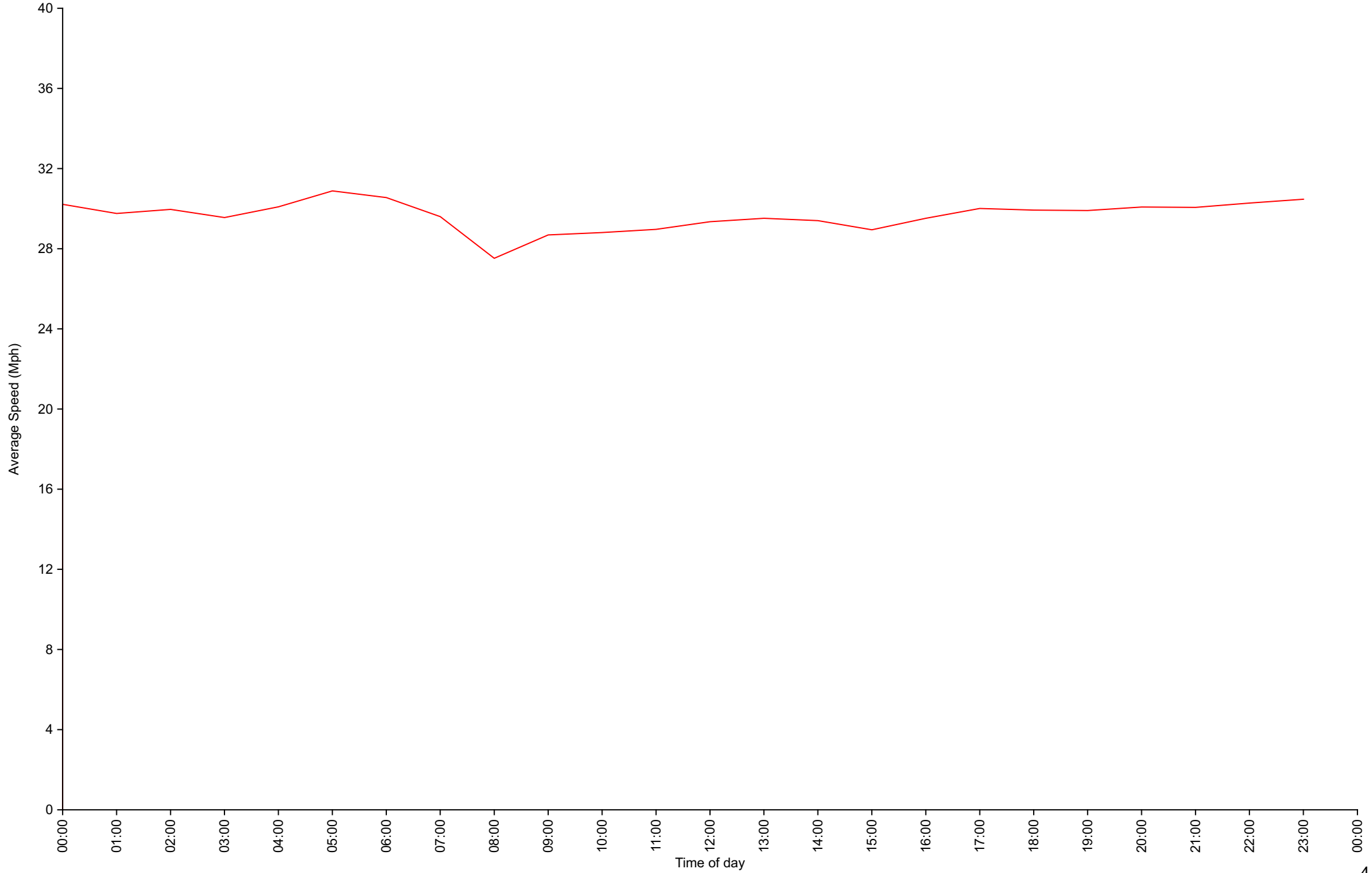
Vehicle Counts By Hour (60 Minute Resolution)



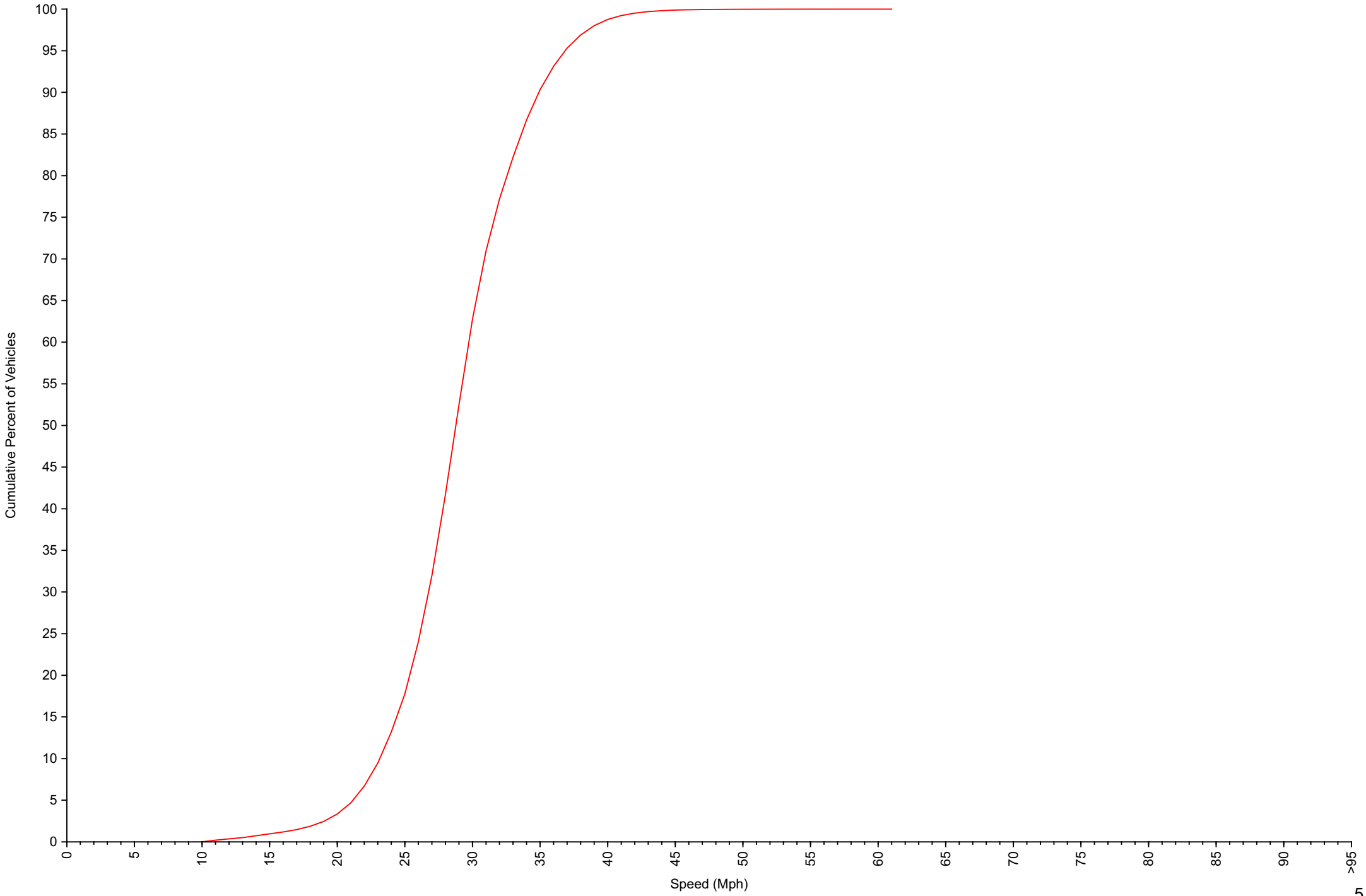
Vehicle Counts By Speed Class



Average Speed By Hour (60 Minute Resolution)



Cumulative Speed Distribution Curve



Voltage by hour
(5 Minute Resolution)

