

# Traffic Report for Site 2 8/2/15 to 12/4/15

Sites: Site 02 (Chester Rd)  
 Dates: Sun Feb 8 2015 - Sun Apr 12 2015  
 Directions: Eastbound

## Vehicle Speed Classes (Mph)

	<15	15 20	20 25	25 30	30 35	35 40	40 45	45 50	50 55	55 60	60 65	65 70	>70	Total	85th Percentile
00:00	16	32	252	884	690	227	25	2	0	0	0	0	0	2128	33.3
01:00	4	22	168	596	465	155	20	1	0	0	0	0	0	1431	33.4
02:00	1	20	156	485	379	142	22	2	<b>1</b>	0	0	0	0	1208	33.7
03:00	4	12	161	512	401	147	22	7	0	0	0	0	0	1266	33.7
04:00	2	12	135	445	459	218	35	0	0	0	0	0	0	1306	<b>35.1</b>
05:00	21	28	121	639	716	254	55	3	0	0	0	0	0	1837	34.5
06:00	19	45	304	1331	1436	550	93	1	0	0	0	0	0	3779	34.4
07:00	39	86	820	3372	3070	1145	127	9	0	0	0	0	0	8668	34.0
08:00	112	<b>314</b>	<b>1607</b>	4735	2692	826	99	3	1	0	0	0	0	10389	32.3
09:00	<b>143</b>	187	1280	4628	3217	1115	<b>190</b>	11	0	0	0	0	0	10771	33.2
10:00	68	206	1359	4978	3554	1060	175	<b>20</b>	0	0	0	0	0	11420	33.0
11:00	98	217	1338	<b>5229</b>	<b>4055</b>	<b>1191</b>	190	15	1	0	0	0	0	<b>12334</b>	33.0
12:00	90	215	1270	5105	4387	1442	199	23	1	<b>1</b>	0	0	0	12733	33.5
13:00	89	194	1283	5311	4548	1464	269	20	2	0	0	0	0	13180	33.6
14:00	93	196	1335	5213	4705	1517	265	<b>40</b>	<b>5</b>	0	0	0	0	13369	33.7
15:00	125	<b>254</b>	<b>1451</b>	5596	4322	1436	261	19	3	1	0	0	0	13468	33.4
16:00	94	204	1350	<b>5619</b>	5752	1705	<b>345</b>	26	3	0	0	0	0	15098	33.7
17:00	<b>126</b>	190	1286	5506	<b>6094</b>	<b>1964</b>	345	36	1	0	0	0	0	<b>15548</b>	34.0
18:00	59	151	1089	4020	4576	1714	292	29	5	0	0	0	0	11935	34.5
19:00	34	112	765	2771	2813	1215	202	16	1	0	0	0	0	7929	34.6
20:00	18	59	645	2089	2144	866	134	13	3	1	0	0	0	5972	<b>34.4</b>
21:00	20	66	676	2455	2043	667	89	13	0	0	0	0	0	6029	33.5
22:00	11	42	463	1719	1669	568	74	10	0	0	0	0	0	4556	33.9
23:00	8	32	301	1276	1217	381	60	8	1	0	0	0	0	3284	33.8
AM Total	527	1181	7701	<b>27834</b>	21134	7030	1053	74	3	0	0	0	0		
PM Total	767	1715	11914	<b>46680</b>	44270	14939	2535	253	25	3	0	0	0		
Total	1294	2896	19615	<b>74514</b>	65404	21969	3588	327	28	3	0	0	0		
Percent	0.68%	1.53%	10.34%	<b>39.29%</b>	34.49%	11.58%	1.89%	0.17%	0.01%	0.00%	0.00%	0.00%	0.00%		

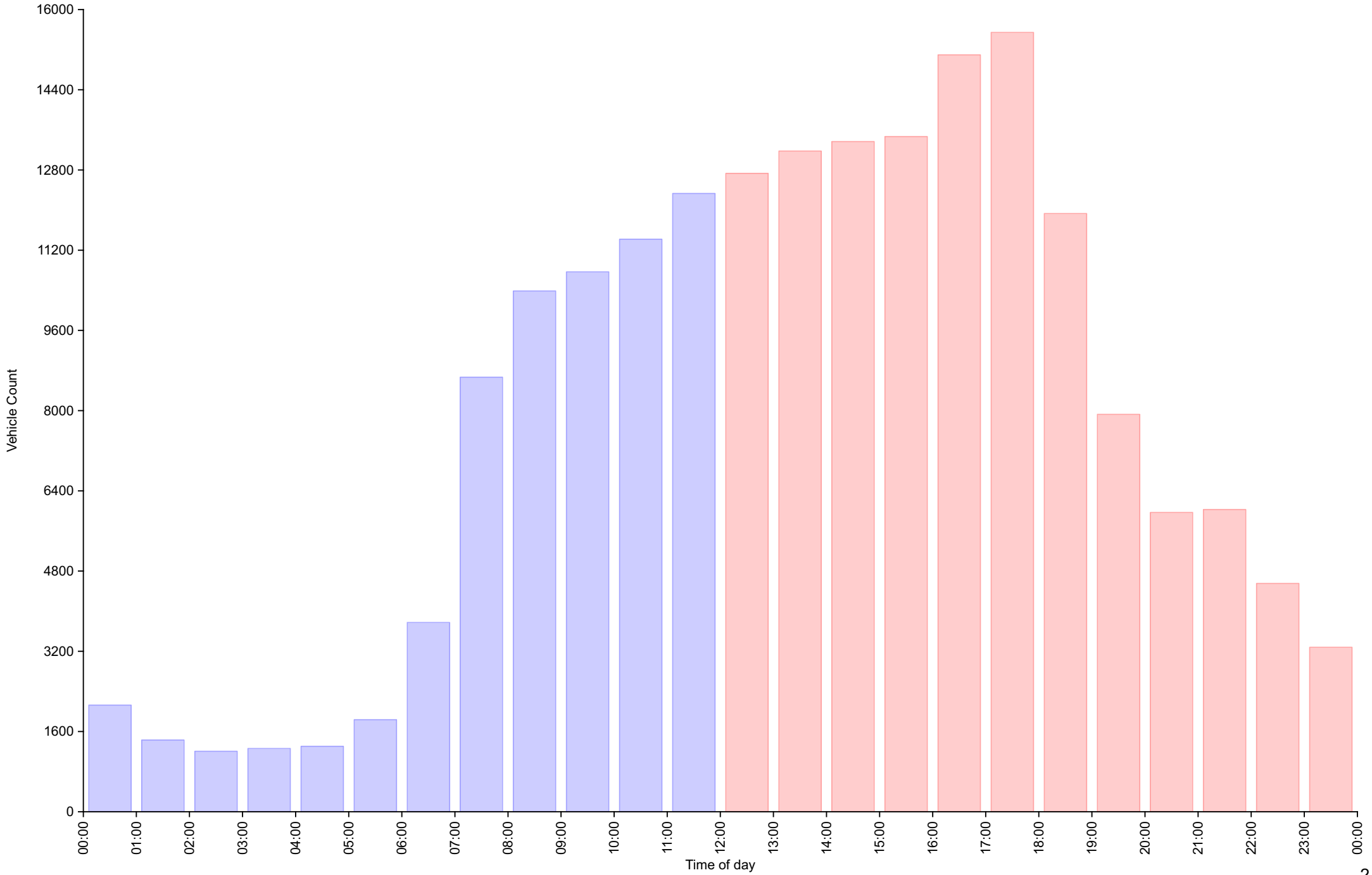
Total Vehicles : 189638

30th Percentile : 26.9 MPH  
 50th Percentile : 28.8 MPH  
 85th Percentile : 33.7 MPH  
 95th Percentile : 37.0 MPH

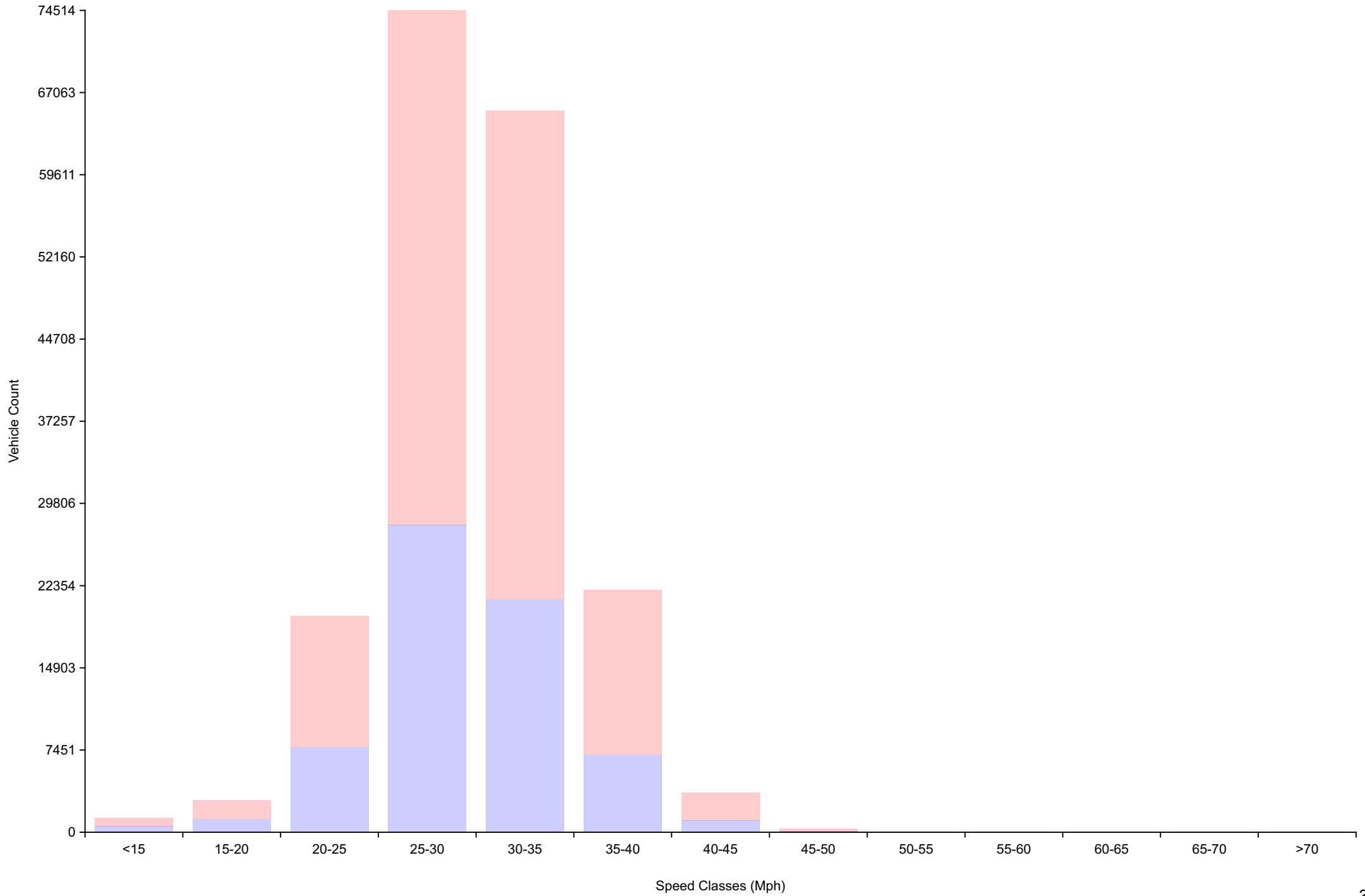
Average Speed : 29.5 MPH  
 Highest Speed : 58.0 MPH

Total Over Speed Limit : 41.4 % (78529 / 189638)

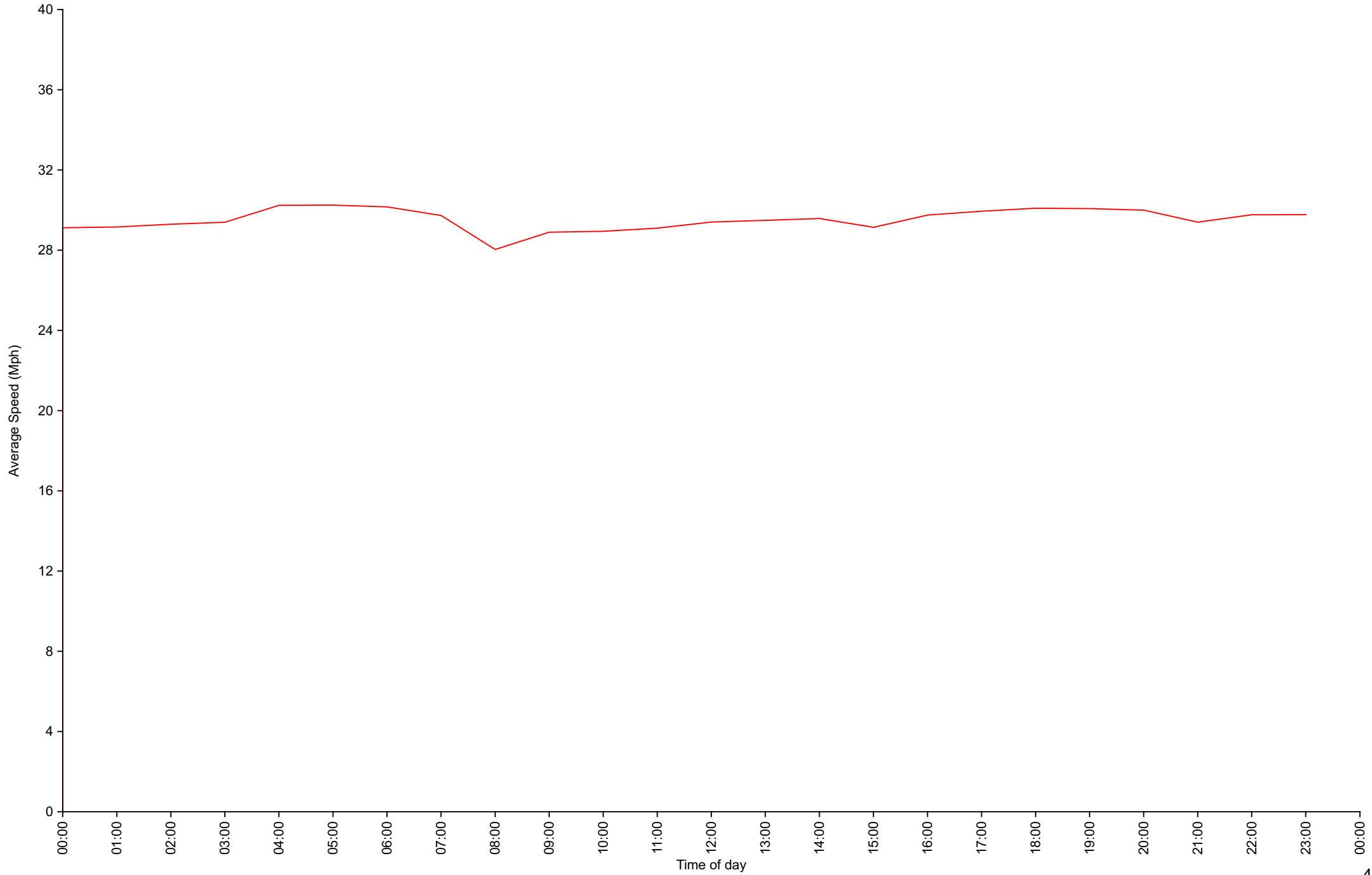
# Vehicle Counts By Hour (60 Minute Resolution)



# Vehicle Counts By Speed Class



# Average Speed By Hour (60 Minute Resolution)



# Cumulative Speed Distribution Curve

