

Traffic Report Site 04 north (05/06/16 to 11/09/16)

Sites: Site 04 (Knutsford Rd facing North) Solar Panel Assembly

Dates: Sun Jun 5 2016 - Sun Sep 11 2016

Directions: Northbound

Vehicle Speed Classes (Mph)

	<15	15 20	20 25	25 30	30 35	35 40	40 45	45 50	50 55	55 60	60 65	65 70	>70	Total	85th Percentile	Average Voltage
00:00	1	2	13	120	192	124	36	3	2	0	0	0	0	493	37.5	12.13V
01:00	0	3	4	43	82	59	26	4	1	0	0	0	0	222	38.5	12.12V
02:00	1	1	5	36	53	40	14	0	0	0	0	0	0	150	37.8	12.10V
03:00	3	1	8	48	91	87	33	4	0	0	0	0	0	275	38.7	12.10V
04:00	9	10	20	120	199	120	46	7	0	0	0	0	0	531	37.5	12.11V
05:00	3	5	29	207	394	349	137	27	2	0	0	0	0	1153	38.9	12.09V
06:00	9	13	69	481	782	607	294	40	1	0	0	0	0	2296	38.9	12.02V
07:00	22	52	186	997	1371	830	411	29	2	0	0	0	0	3900	37.8	12.61V
08:00	38	71	354	1531	1850	925	332	23	0	0	0	0	0	5124	36.5	12.70V
09:00	42	76	318	1491	1955	892	336	32	1	0	0	0	0	5143	36.3	12.66V
10:00	48	85	368	1671	2084	890	271	28	0	0	0	0	0	5445	35.7	12.61V
11:00	145	112	378	1505	2014	856	285	25	0	0	0	0	0	5320	35.6	12.61V
12:00	140	114	394	1627	2056	794	241	32	0	0	0	0	0	5398	35.2	12.61V
13:00	133	142	467	1795	2437	870	289	36	1	0	0	0	0	6170	35.1	12.61V
14:00	274	182	533	1973	2311	822	236	25	0	0	0	0	0	6356	34.5	12.59V
15:00	437	243	486	1710	1980	792	202	27	1	0	0	0	0	5878	34.6	12.48V
16:00	723	365	456	1339	1335	463	115	8	1	0	0	0	0	4805	33.3	12.56V
17:00	688	226	278	859	799	430	119	13	1	0	0	0	0	3413	34.4	12.48V
18:00	145	123	256	1260	1862	1050	383	68	4	0	0	0	0	5151	37.1	12.55V
19:00	25	32	167	836	1295	925	383	63	5	0	0	0	0	3731	38.3	12.61V
20:00	7	24	93	484	808	588	282	49	9	0	0	0	0	2344	38.9	12.61V
21:00	8	19	85	458	647	439	199	25	0	2	0	0	0	1882	38.0	12.59V
22:00	8	9	57	328	508	320	88	8	1	0	0	0	0	1327	37.1	12.61V
23:00	2	3	34	190	292	183	63	8	1	0	0	0	0	776	37.1	12.59V
AM Total	321	431	1752	8250	11067	5779	2221	222	9	0	0	0	0			
PM Total	2590	1482	3306	12859	16330	7676	2600	362	24	2	0	0	0			
Total	2911	1913	5058	21109	27397	13455	4821	584	33	2	0	0	0			
Percent	3.77%	2.48%	6.54%	27.31%	35.45%	17.41%	6.24%	0.76%	0.04%	0.00%	0.00%	0.00%	0.00%			

Total Vehicles : 77283

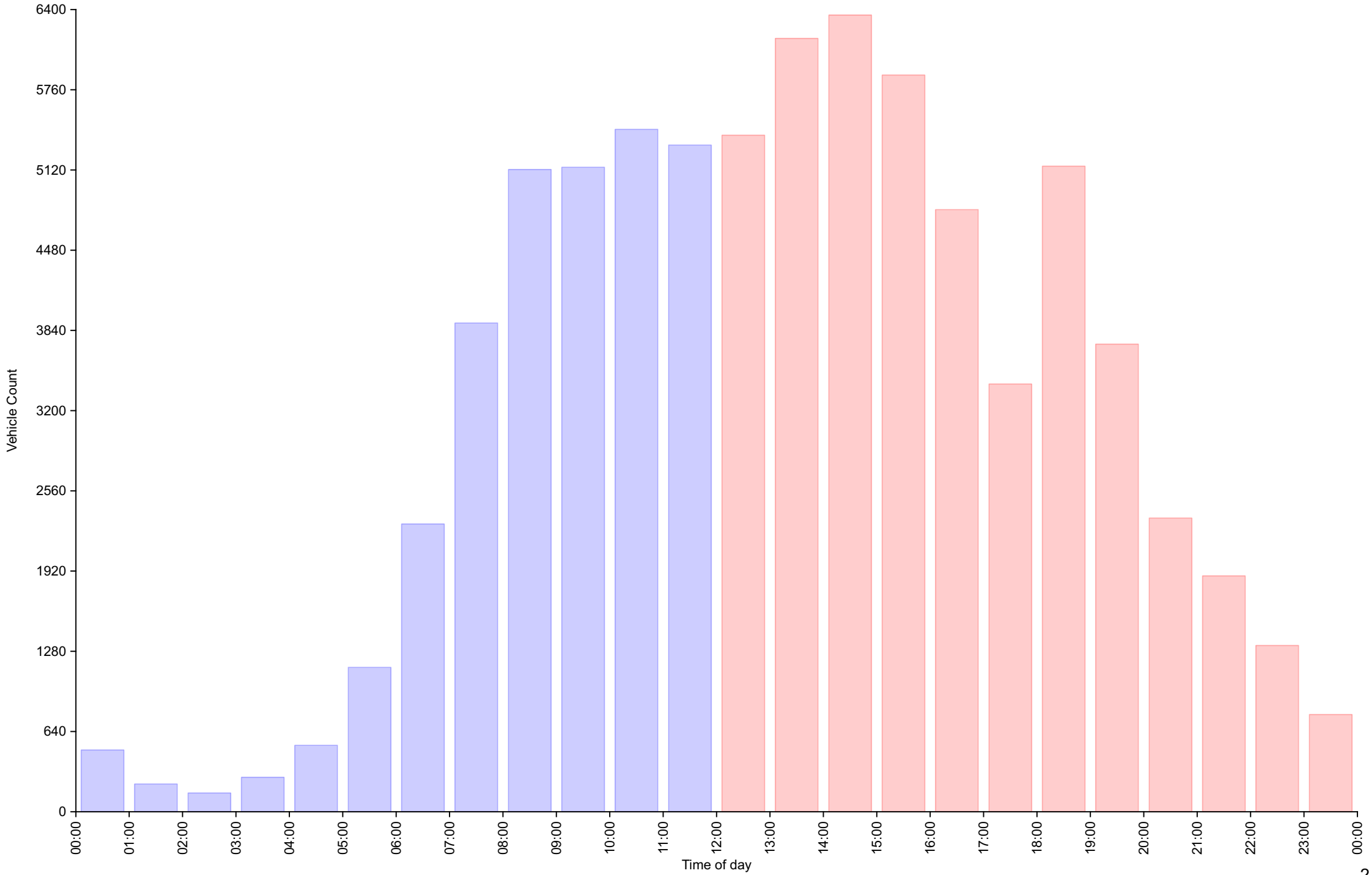
30th Percentile : 27.5 MPH
 50th Percentile : 30.3 MPH
 85th Percentile : 36.3 MPH
 95th Percentile : 40.0 MPH

Average Speed : 30.5 MPH
 Highest Speed : 56.0 MPH

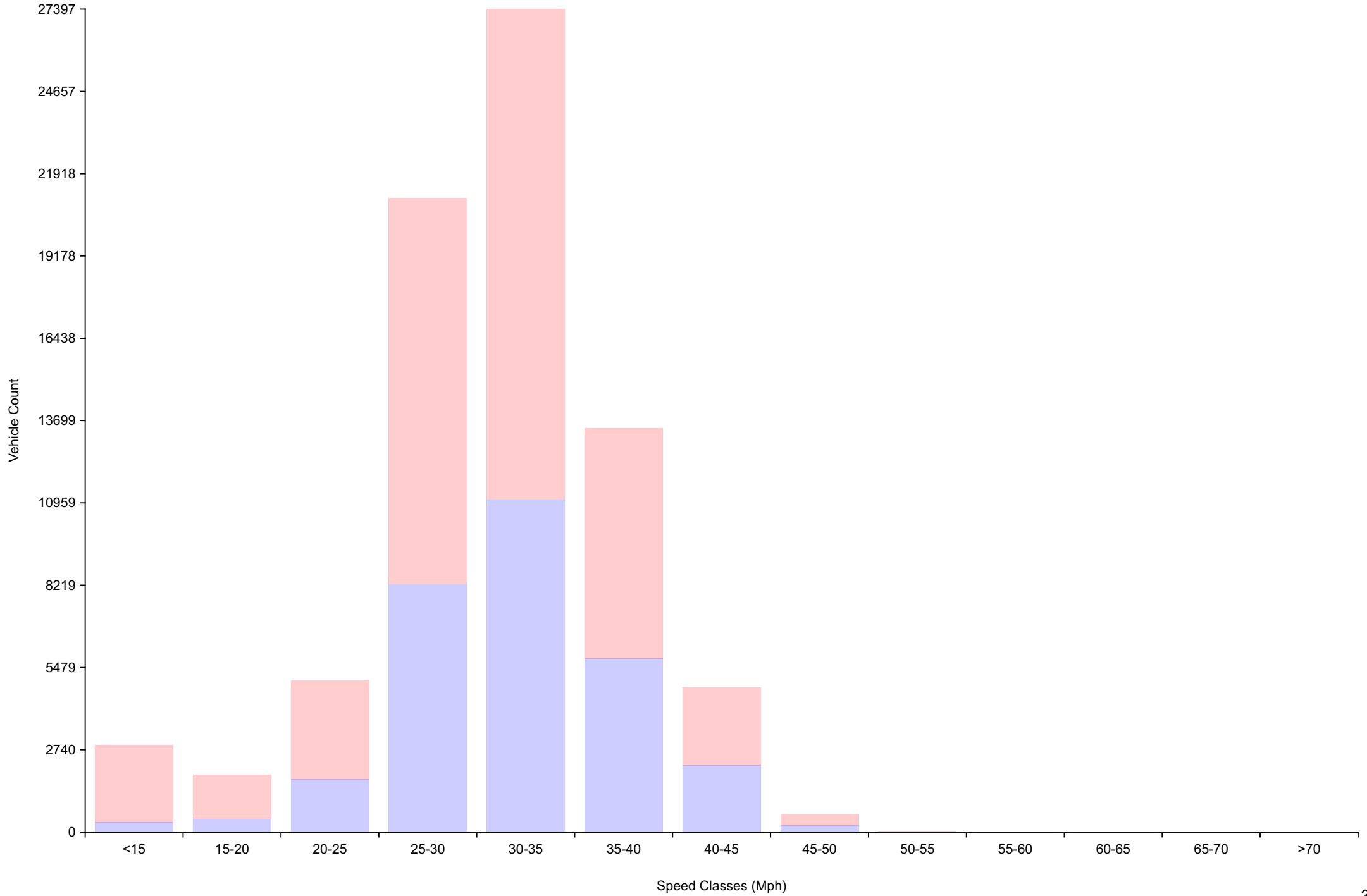
Total Over Speed Limit : 54.8 % (42338 / 77283)

Vehicle Counts By Hour

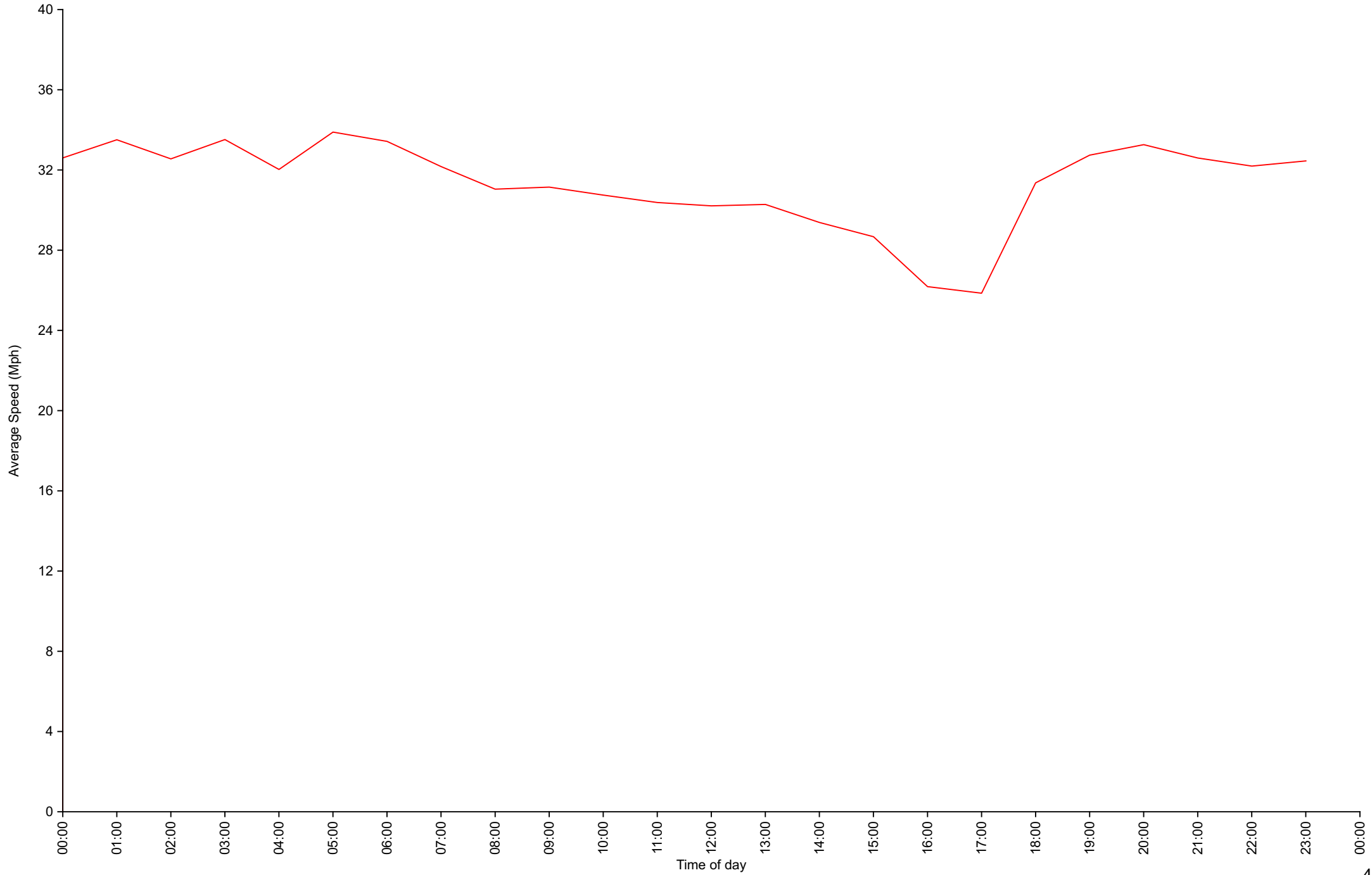
(60 Minute Resolution)



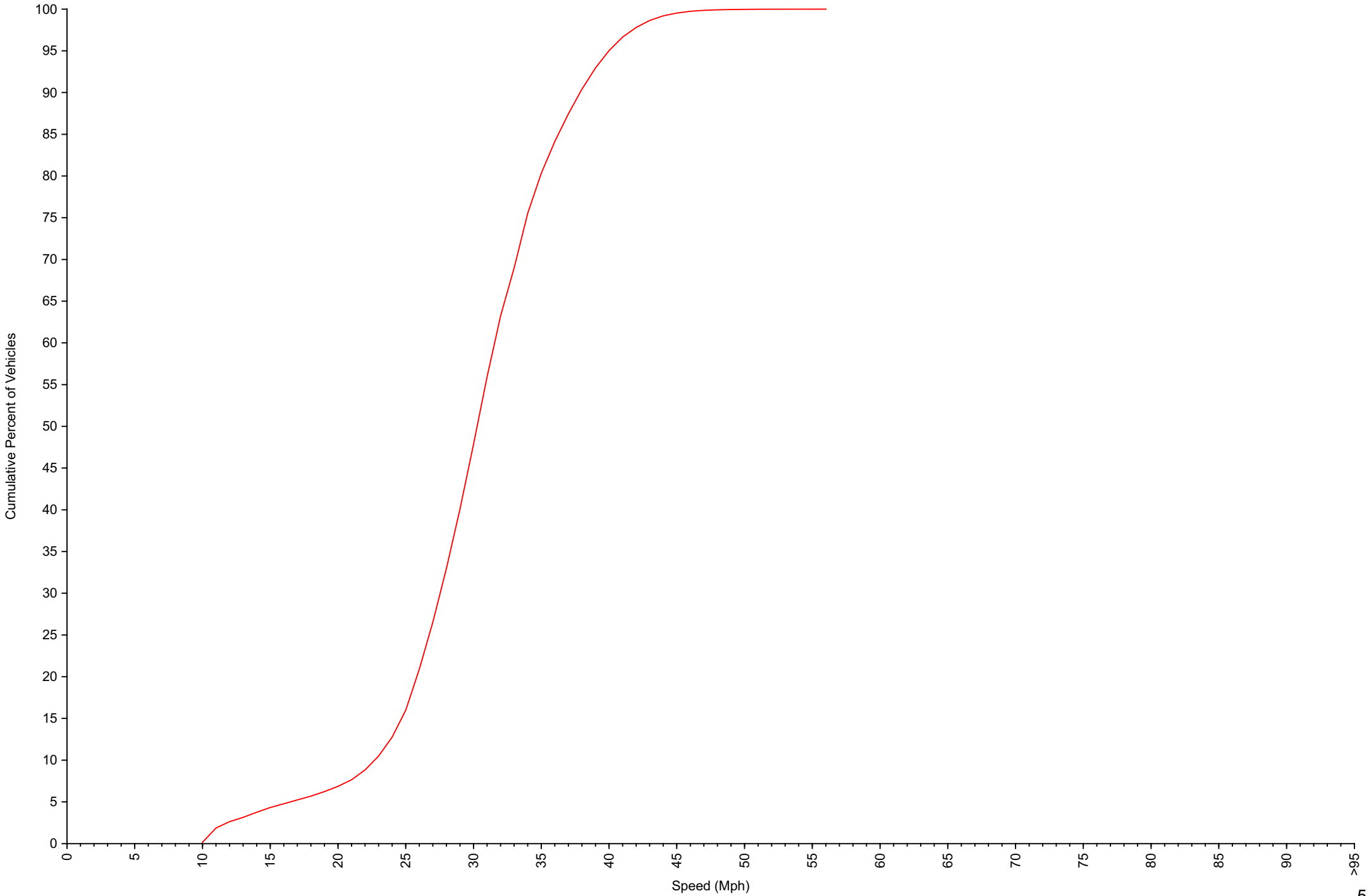
Vehicle Counts By Speed Class



Average Speed By Hour (60 Minute Resolution)



Cumulative Speed Distribution Curve



Voltage by hour
(5 Minute Resolution)

