

Traffic Report for Site 6 24/6/15 to 31/8/15

Sites:Site 06 (Middlewich Rd opposite Garage) Solar Panel Assembly

Dates:Wed Jun 24 2015 - Mon Aug 31 2015

Directions:Eastbound

Vehicle Speed Classes (Mph)

	<15	15 20	20 25	25 30	30 35	35 40	40 45	45 50	50 55	55 60	60 65	65 70	>70	Total	85th Percentile
00:00	13	31	72	355	487	246	84	24	12	3	0	0	0	1327	36.8
01:00	42	36	102	270	372	163	65	23	5	1	0	0	0	1079	36.7
02:00	41	57	71	187	257	143	58	15	1	0	0	0	0	830	37.1
03:00	52	65	77	181	265	161	72	21	8	2	0	0	0	904	37.8
04:00	59	92	93	258	424	319	164	48	21	4	3	0	0	1485	39.3
05:00	18	77	177	555	787	559	359	138	39	2	0	0	0	2711	40.4
06:00	21	158	297	1282	1876	1172	610	159	30	8	2	0	0	5615	38.8
07:00	110	339	607	1887	2944	1510	549	104	20	0	2	0	0	8072	36.9
08:00	184	484	832	2297	2943	1308	449	95	11	0	1	0	0	8604	35.7
09:00	145	357	788	2191	2739	1261	359	48	10	0	0	0	0	7898	35.5
10:00	156	419	866	2426	2969	1273	276	47	4	0	0	0	0	8436	34.9
11:00	134	330	906	2499	2858	1260	280	48	3	1	0	0	0	8319	35.0
12:00	162	359	928	2473	2885	1321	348	55	3	1	1	0	0	8536	35.2
13:00	131	342	927	2418	2797	1328	294	55	10	1	0	0	0	8303	35.2
14:00	139	360	946	2537	3014	1293	380	47	9	3	0	0	0	8728	35.2
15:00	183	407	925	2679	2998	1299	355	59	9	1	0	0	0	8915	35.1
16:00	138	317	849	2564	3287	1488	429	60	23	1	0	0	0	9156	35.7
17:00	120	281	696	2261	2997	1534	500	110	11	3	1	0	0	8514	36.4
18:00	105	260	556	1879	2377	1389	477	128	18	3	0	0	0	7192	36.9
19:00	59	189	422	1479	1851	1099	448	84	24	3	1	0	0	5659	37.2
20:00	41	112	358	1209	1375	858	300	75	11	4	0	0	0	4343	37.0
21:00	32	92	307	1090	1244	664	206	55	9	2	0	0	0	3701	36.4
22:00	18	43	203	777	923	445	135	31	4	4	1	0	0	2584	36.2
23:00	7	32	104	486	640	297	113	34	10	2	0	2	0	1727	36.7
AM Total	975	2445	4888	14388	18921	9375	3325	770	164	21	8	0	0		
PM Total	1135	2794	7221	21852	26388	13015	3985	793	141	28	4	2	0		
Total	2110	5239	12109	36240	45309	22390	7310	1563	305	49	12	2	0		
Percent	1.59%	3.95%	9.13%	27.32%	34.16%	16.88%	5.51%	1.18%	0.23%	0.04%	0.01%	0.00%	0.00%		

Total Vehicles : 132638

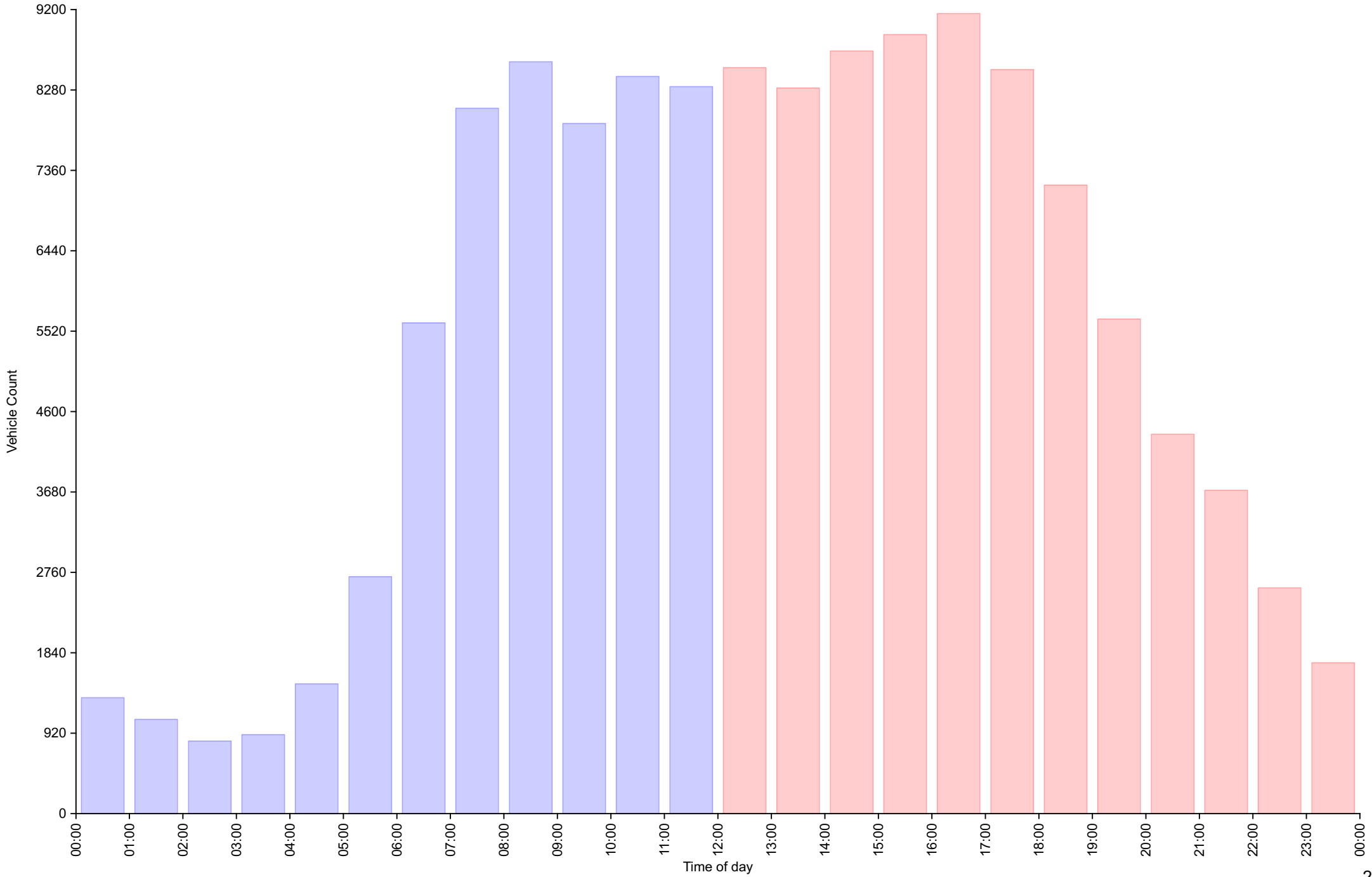
30th Percentile : 27.2 MPH
 50th Percentile : 30.0 MPH
 85th Percentile : 36.1 MPH
 95th Percentile : 40.1 MPH

Average Speed : 30.4 MPH
 Highest Speed : 67.0 MPH

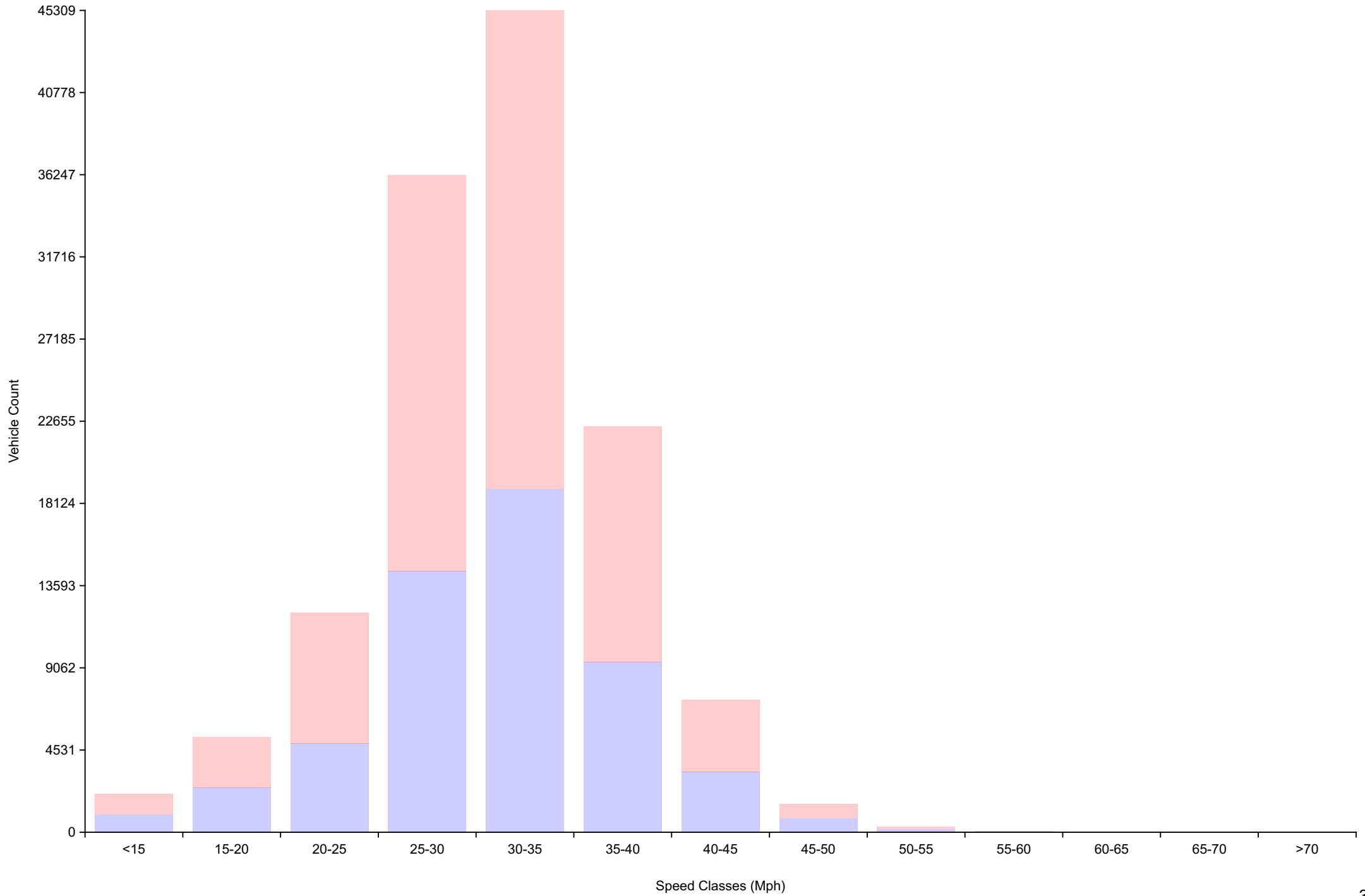
Total Over Speed Limit : 53.0 % (70276 / 132638)

Vehicle Counts By Hour

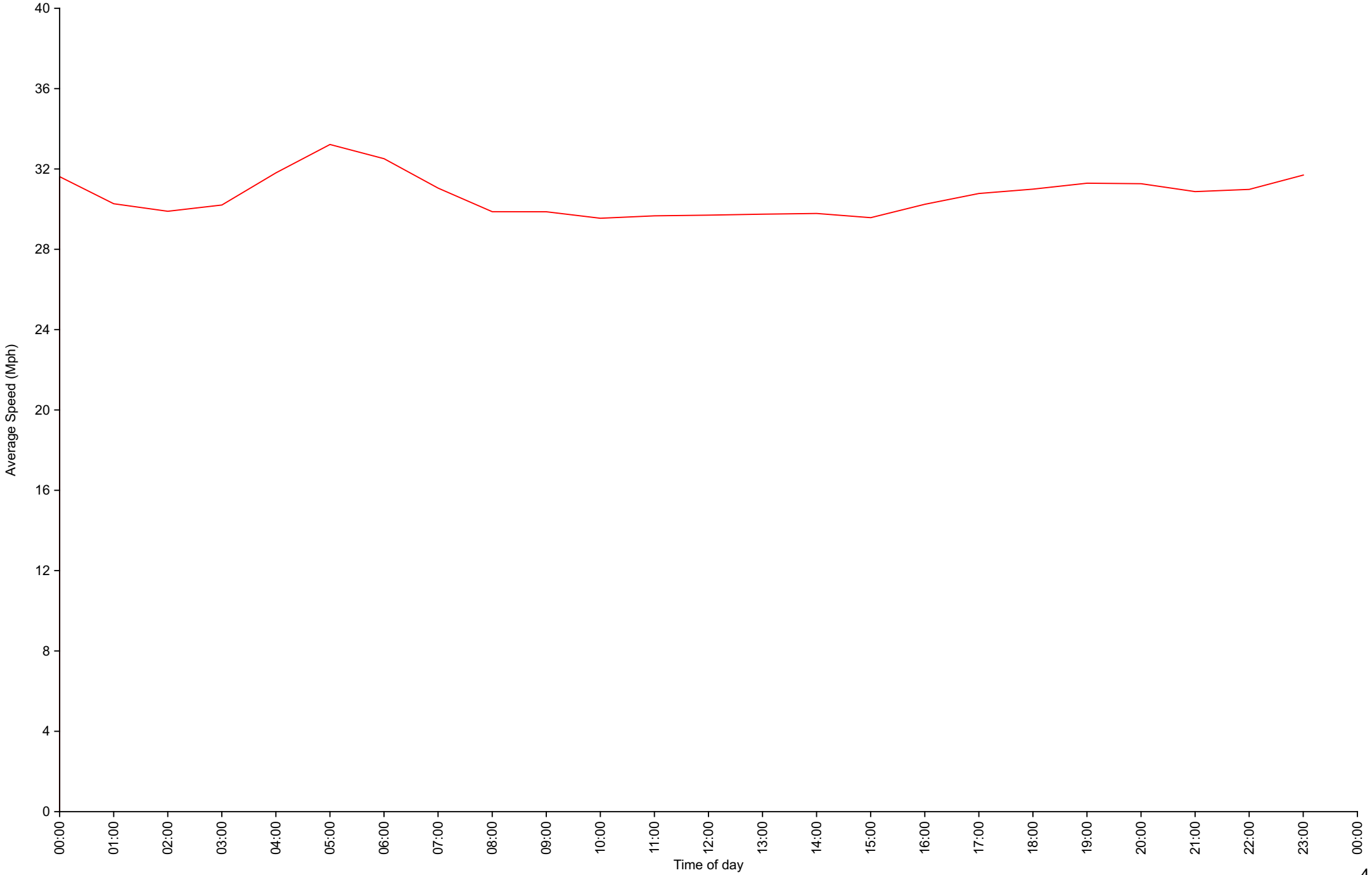
(60 Minute Resolution)



Vehicle Counts By Speed Class



Average Speed By Hour (60 Minute Resolution)



Cumulative Speed Distribution Curve

