

Traffic Report

Sites:Site 06 (Middlewich Rd opposite Garage) Solar Panel Assembly

Dates:Sun Feb 12 2017 - Tue Oct 10 2017

Directions:Eastbound

Vehicle Speed Classes (Mph)

	<15	15 20	20 25	25 30	30 35	35 40	40 45	45 50	50 55	55 60	60 65	65 70	>70	Total	85th Percentile	Average Voltage
00:00	204	229	395	1583	2176	1084	437	120	33	8	3	1	0	6273	36.9	12.61V
01:00	143	169	249	997	1431	935	369	116	25	0	0	3	1	4438	37.9	12.61V
02:00	84	62	184	811	1455	948	370	135	28	7	3	0	0	4087	38.4	12.61V
03:00	63	83	188	1063	1682	997	504	209	68	17	2	0	0	4876	39.5	12.61V
04:00	186	259	364	1879	2828	1738	752	283	81	20	6	0	1	8397	38.6	12.61V
05:00	154	301	535	3608	6285	4163	1622	514	114	40	7	0	1	17344	38.4	12.61V
06:00	712	882	1488	8065	12602	6635	2213	468	91	14	6	0	0	33176	36.8	12.44V
07:00	1847	2280	4682	18501	16328	5979	1484	247	32	6	0	0	0	51386	34.0	12.30V
08:00	3163	3180	7375	19942	13273	4697	1160	206	35	0	1	1	0	53033	33.0	12.32V
09:00	2104	2330	4622	22061	18156	5699	1495	236	37	4	2	0	0	56746	33.5	12.44V
10:00	2209	2287	5131	23951	18599	5764	1337	231	32	0	0	0	0	59541	33.3	12.90V
11:00	2422	2464	5346	25603	19700	5827	1468	232	33	6	1	0	0	63102	33.1	12.29V
12:00	2419	2670	5294	25199	20433	6236	1574	251	43	6	0	0	0	64125	33.4	12.63V
13:00	2330	2531	4925	24112	20761	6354	1729	320	46	9	2	1	0	63120	33.6	13.07V
14:00	2606	2928	7004	25960	19138	5647	1572	268	42	2	2	1	1	65171	33.0	12.33V
15:00	2548	2981	5827	27370	21741	6489	1793	289	40	4	1	0	0	69083	33.3	12.26V
16:00	2426	2949	5420	26196	24039	7066	2013	353	48	12	2	0	0	70524	33.6	12.41V
17:00	2249	2976	5327	23650	23699	7216	2052	318	55	5	1	0	2	67550	33.8	12.61V
18:00	1809	2292	3473	17663	18511	7018	2109	459	67	15	2	0	2	53420	34.8	12.61V
19:00	1402	1724	2501	12722	13895	5901	1791	398	68	12	2	1	0	40417	35.3	12.61V
20:00	926	1167	1817	8946	9482	4337	1281	243	50	14	4	4	1	28272	35.4	12.61V
21:00	612	835	1500	6755	7127	3370	908	208	41	11	4	2	0	21373	35.4	12.61V
22:00	388	465	1134	5132	5853	2671	809	221	40	6	5	2	0	16726	35.8	12.61V
23:00	255	371	587	2808	3909	2040	649	159	43	8	6	3	0	10838	36.6	12.61V
AM Total	13291	14526	30559	128064	114515	44466	13211	2997	609	122	31	5	3			
PM Total	19970	23889	44809	206513	188588	64345	18280	3487	583	104	31	14	6			
Total	33261	38415	75368	334577	303103	108811	31491	6484	1192	226	62	19	9			
Percent	3.56%	4.12%	8.08%	35.86%	32.49%	11.66%	3.38%	0.69%	0.13%	0.02%	0.01%	0.00%	0.00%			

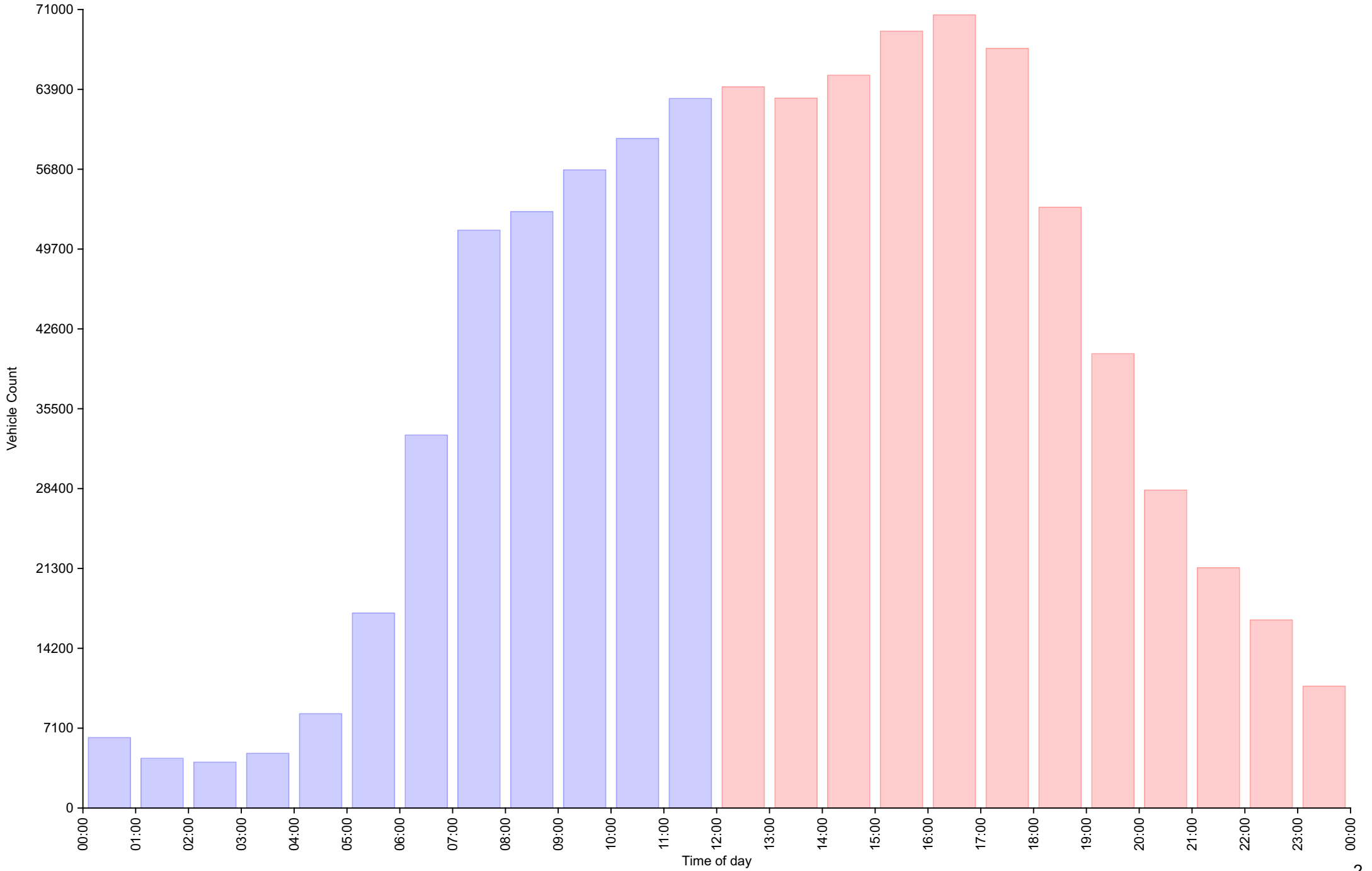
Total Vehicles : 933018

30th Percentile : 26.6 MPH
 50th Percentile : 28.8 MPH
 85th Percentile : 34.3 MPH
 95th Percentile : 38.5 MPH

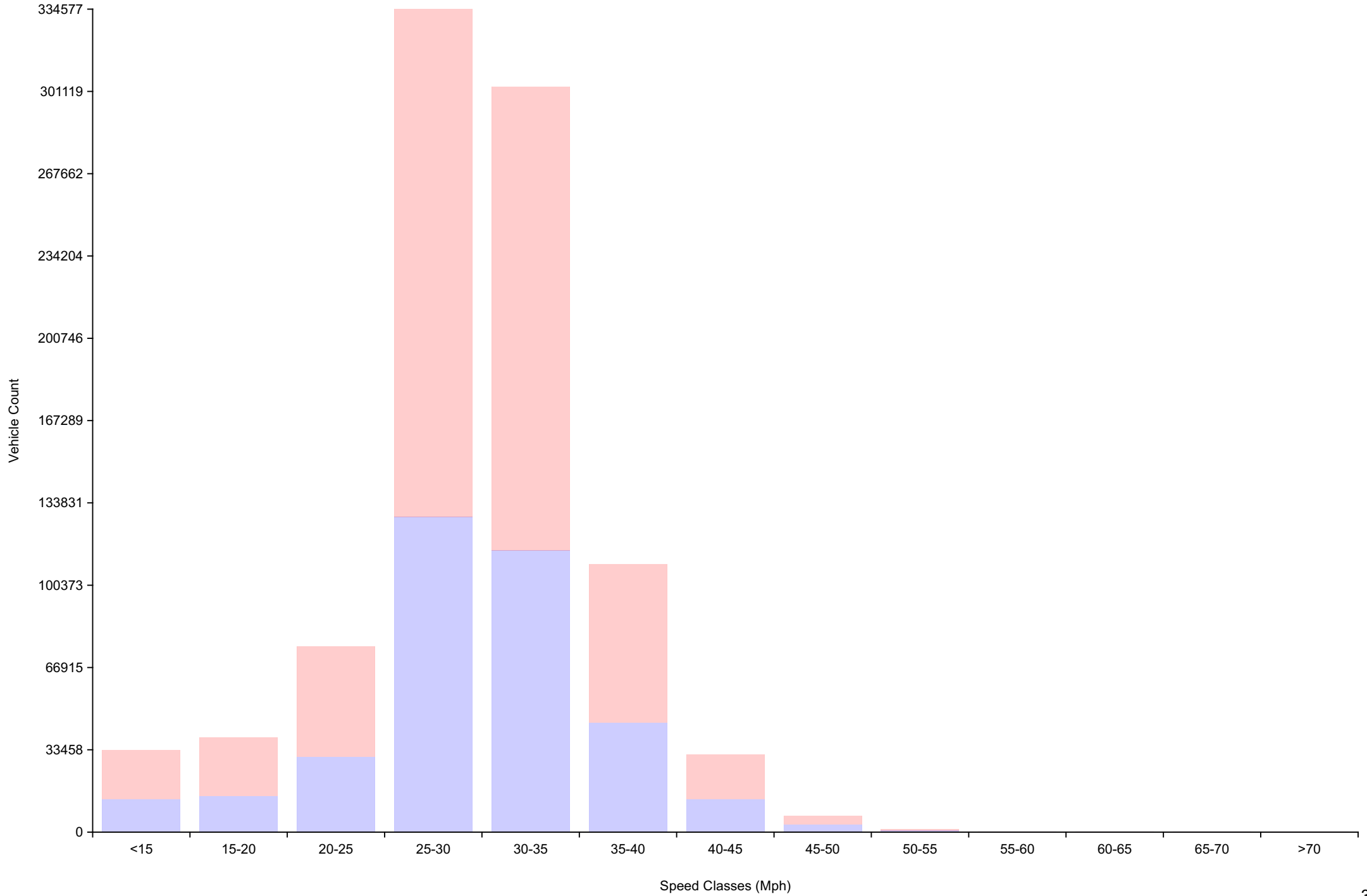
Average Speed : 29.1 MPH
 Highest Speed : 98.0 MPH

Total Over Speed Limit : 42.5 % (396429 / 933018)

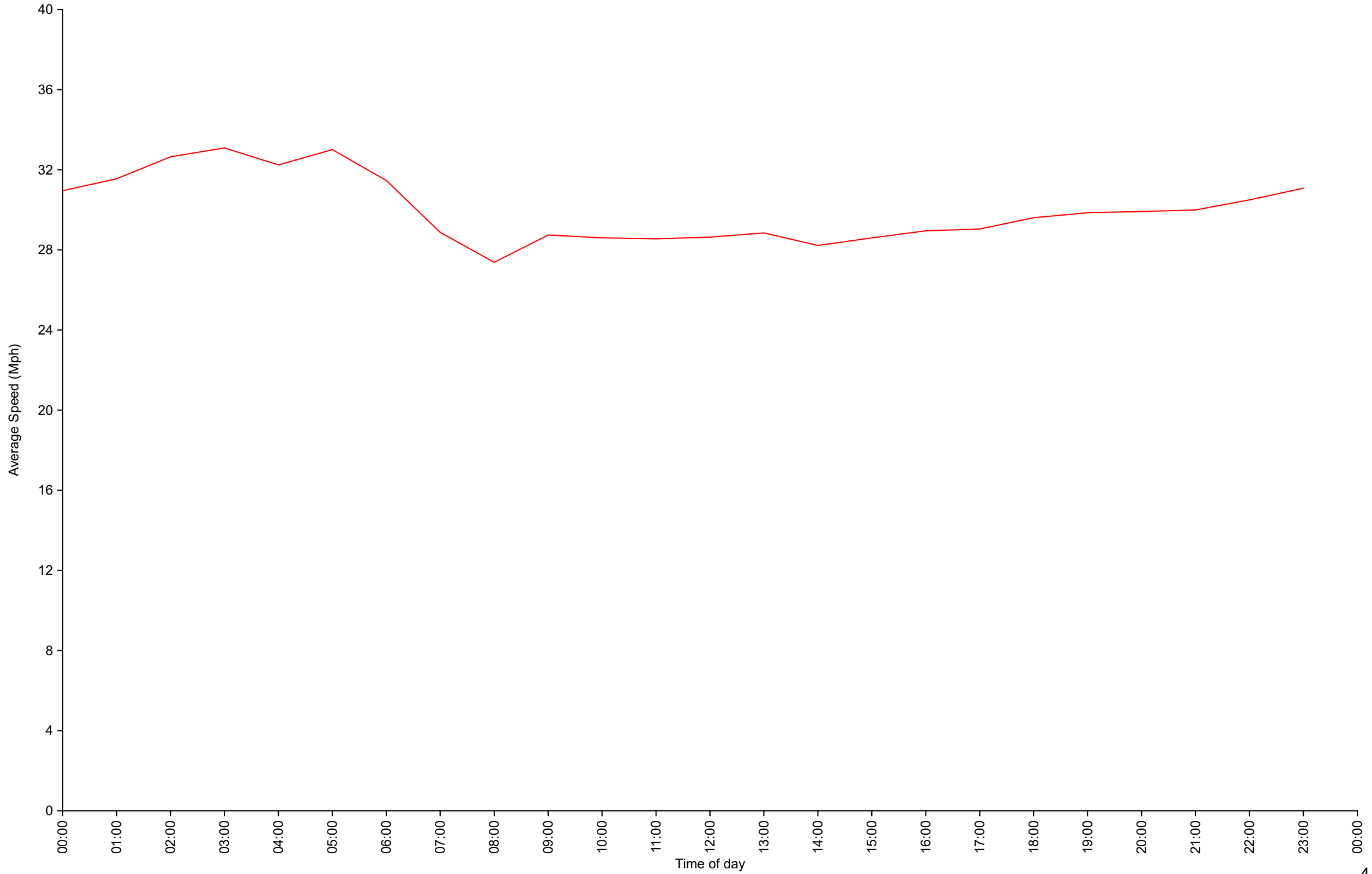
Vehicle Counts By Hour (60 Minute Resolution)



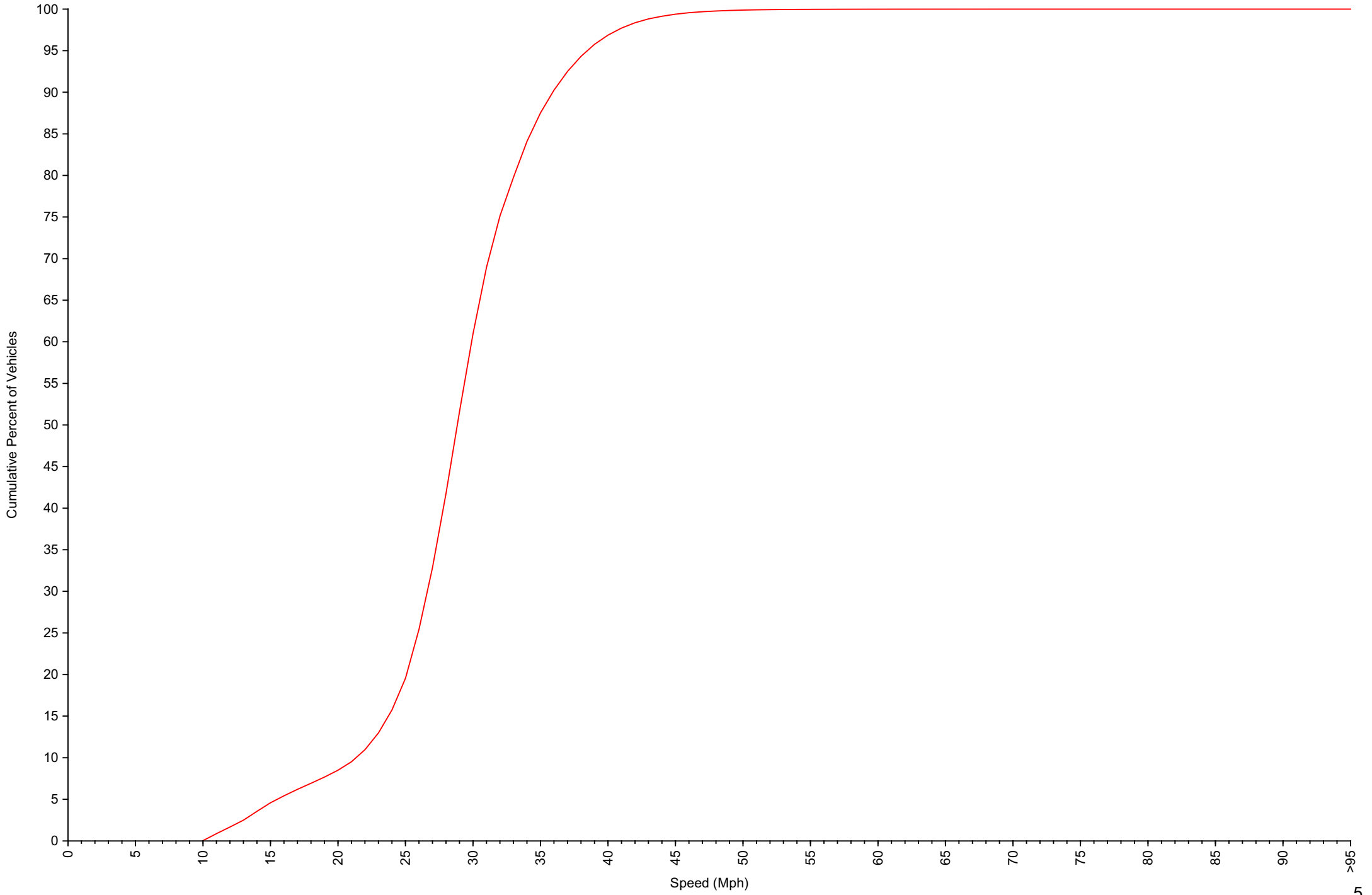
Vehicle Counts By Speed Class



Average Speed By Hour (60 Minute Resolution)



Cumulative Speed Distribution Curve



Voltage by hour
(5 Minute Resolution)

