

Traffic Report for Site 7 12/4/15 to 24/6/15

Sites: Site 07 (Middlewich Rd Bank Farm House)

Dates: Sun Apr 12 2015 - Wed Jun 24 2015

Directions: Eastbound

Vehicle Speed Classes (Mph)

| | <15 | 15 20 | 20 25 | 25 30 | 30 35 | 35 40 | 40 45 | 45 50 | 50 55 | 55 60 | 60 65 | 65 70 | >70 | Total | 85th Percentile |
|----------|------------|------------|-------------|-------------|---------------|-------------|-------------|------------|-----------|-----------|----------|----------|----------|--------------|--------------------|
| 00:00 | 11 | 87 | 229 | 492 | 728 | 479 | 179 | 48 | 16 | 7 | 5 | 0 | 0 | 2281 | 37.8 |
| 01:00 | 8 | 70 | 142 | 274 | 333 | 224 | 95 | 26 | 8 | 5 | 4 | 0 | 0 | 1189 | 37.8 |
| 02:00 | 17 | 47 | 115 | 201 | 279 | 165 | 82 | 27 | 13 | 1 | 1 | 1 | 0 | 949 | 38.2 |
| 03:00 | 7 | 46 | 94 | 211 | 274 | 203 | 75 | 23 | 8 | 5 | 1 | 1 | 1 | 949 | 38.1 |
| 04:00 | 9 | 58 | 97 | 276 | 452 | 351 | 162 | 55 | 12 | 1 | 1 | 0 | 0 | 1474 | 39.2 |
| 05:00 | 56 | 79 | 209 | 685 | 1047 | 920 | 418 | 166 | 37 | 9 | 4 | 1 | 0 | 3631 | 39.7 |
| 06:00 | 66 | 146 | 409 | 1185 | 1920 | 1502 | 757 | 234 | 62 | 10 | 7 | 2 | 1 | 6301 | 39.6 |
| 07:00 | 115 | 321 | 955 | 3276 | 4764 | 2341 | 881 | 198 | 53 | 5 | 1 | 0 | 1 | 12911 | 37.0 |
| 08:00 | 257 | 598 | 1362 | 4096 | 4655 | 2079 | 731 | 157 | 25 | 4 | 2 | 0 | 0 | 13966 | 35.8 |
| 09:00 | 266 | 670 | 1306 | 3931 | 4681 | 2205 | 774 | 132 | 26 | 4 | 1 | 1 | 0 | 13997 | 35.9 |
| 10:00 | 259 | 592 | 1432 | 4287 | 4640 | 2146 | 627 | 141 | 25 | 6 | 1 | 0 | 0 | 14156 | 35.6 |
| 11:00 | 259 | 571 | 1500 | 4117 | 5337 | 2293 | 774 | 116 | 25 | 5 | 1 | 0 | 0 | 14998 | 35.8 |
| 12:00 | 289 | 690 | 1560 | 4459 | 6215 | 2486 | 768 | 137 | 27 | 4 | 0 | 1 | 0 | 16636 | 35.5 |
| 13:00 | 293 | 697 | 1487 | 4325 | 5964 | 2386 | 846 | 163 | 26 | 9 | 3 | 1 | 1 | 16201 | 35.8 |
| 14:00 | 258 | 675 | 1573 | 4324 | 6018 | 2492 | 801 | 145 | 37 | 7 | 1 | 1 | 1 | 16333 | 35.7 |
| 15:00 | 264 | 722 | 1716 | 4859 | 6586 | 2511 | 818 | 178 | 30 | 6 | 2 | 0 | 0 | 17692 | 35.5 |
| 16:00 | 272 | 651 | 1638 | 4612 | 7845 | 2716 | 1004 | 176 | 39 | 9 | 3 | 1 | 0 | 18966 | 35.7 |
| 17:00 | 329 | 696 | 1566 | 4738 | 8319 | 2778 | 1037 | 191 | 45 | 13 | 3 | 0 | 0 | 19715 | 35.7 |
| 18:00 | 270 | 650 | 1246 | 3569 | 6150 | 2678 | 1085 | 256 | 50 | 11 | 7 | 2 | 0 | 15974 | 36.9 |
| 19:00 | 188 | 494 | 970 | 2504 | 3890 | 2318 | 914 | 244 | 47 | 15 | 8 | 1 | 0 | 11593 | 37.7 |
| 20:00 | 102 | 358 | 744 | 2170 | 2807 | 1917 | 683 | 195 | 57 | 14 | 9 | 3 | 4 | 9063 | 37.7 |
| 21:00 | 79 | 280 | 760 | 1884 | 2356 | 1478 | 526 | 123 | 34 | 17 | 2 | 2 | 0 | 7541 | 37.3 |
| 22:00 | 60 | 221 | 551 | 1424 | 1750 | 1190 | 463 | 128 | 33 | 11 | 6 | 1 | 1 | 5839 | 37.7 |
| 23:00 | 33 | 134 | 346 | 873 | 1231 | 695 | 257 | 81 | 18 | 6 | 1 | 1 | 0 | 3676 | 37.2 |
| AM Total | 1330 | 3285 | 7850 | 23031 | 29110 | 14908 | 5555 | 1323 | 310 | 62 | 29 | 6 | 3 | | |
| PM Total | 2437 | 6268 | 14157 | 39741 | 59131 | 25645 | 9202 | 2017 | 443 | 122 | 45 | 14 | 7 | | |
| Total | 3767 | 9553 | 22007 | 62772 | 88241 | 40553 | 14757 | 3340 | 753 | 184 | 74 | 20 | 10 | | |
| Percent | 1.53% | 3.88% | 8.94% | 25.51% | 35.87% | 16.48% | 6.00% | 1.36% | 0.31% | 0.07% | 0.03% | 0.01% | 0.00% | | |

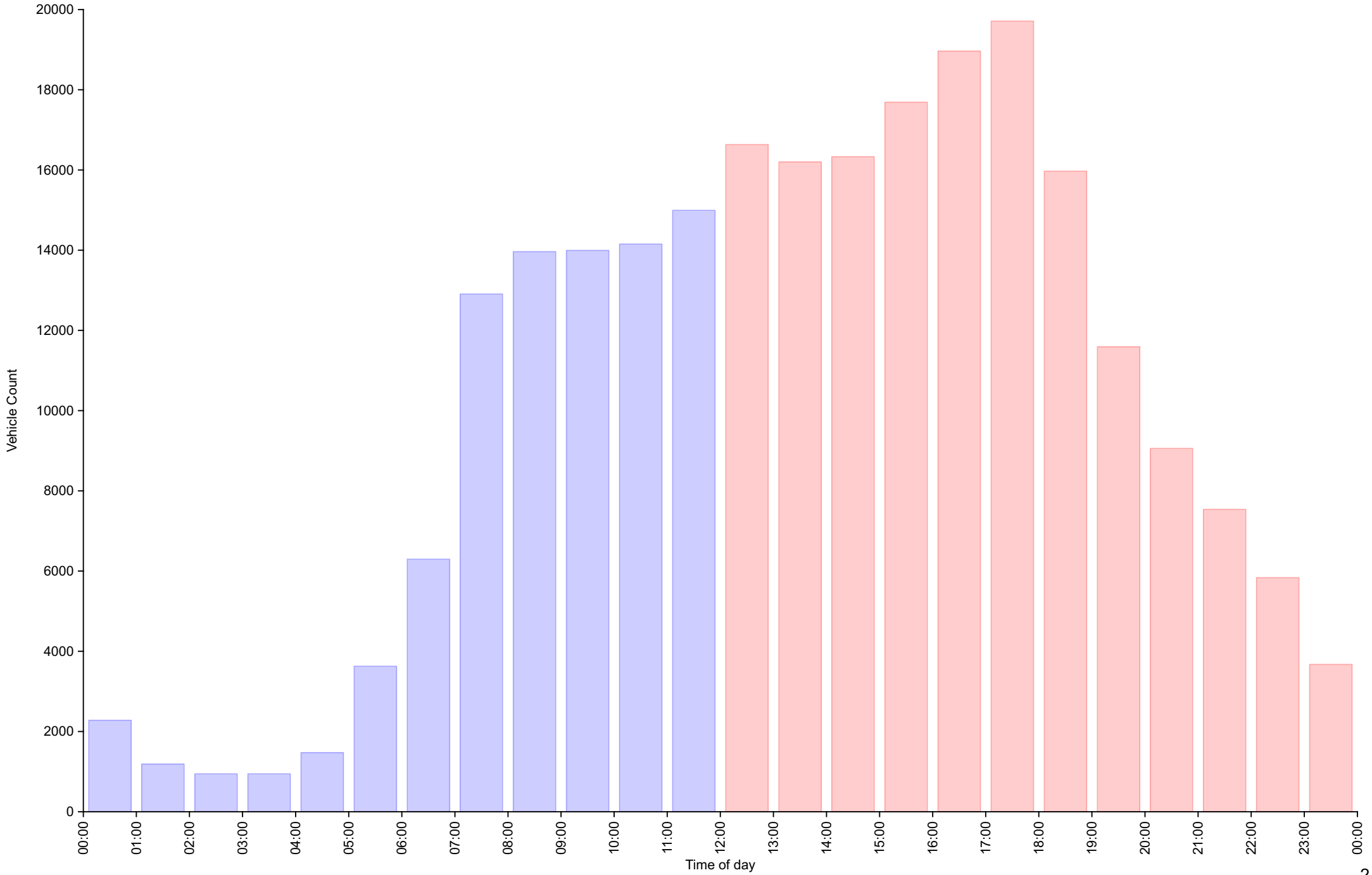
Total Vehicles : 246031

30th Percentile : 27.7 MPH
 50th Percentile : 30.2 MPH
 85th Percentile : 36.5 MPH
 95th Percentile : 40.6 MPH

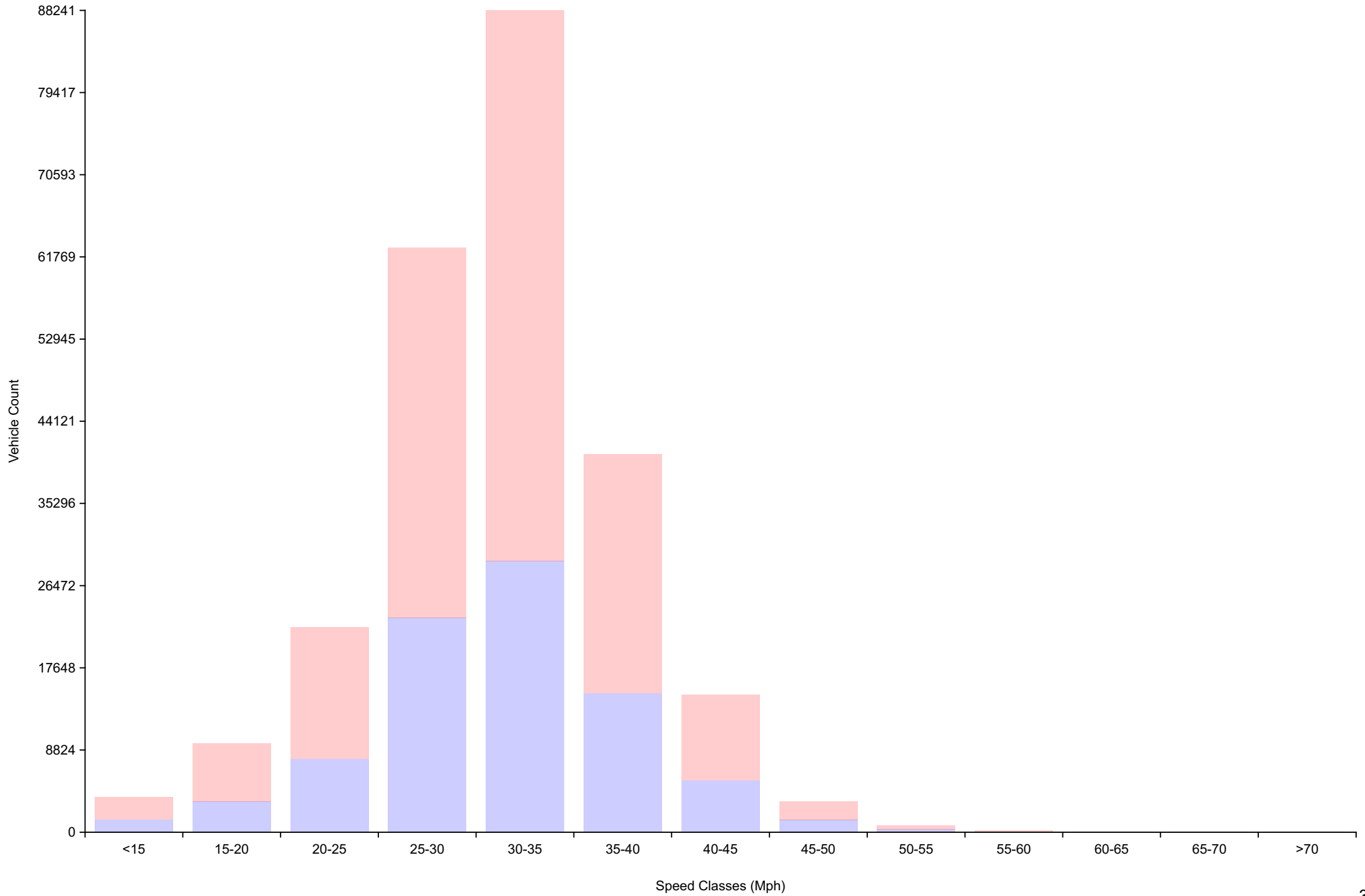
Average Speed : 30.7 MPH
 Highest Speed : 83.0 MPH

Total Over Speed Limit : 55.0 % (135390 / 246031)

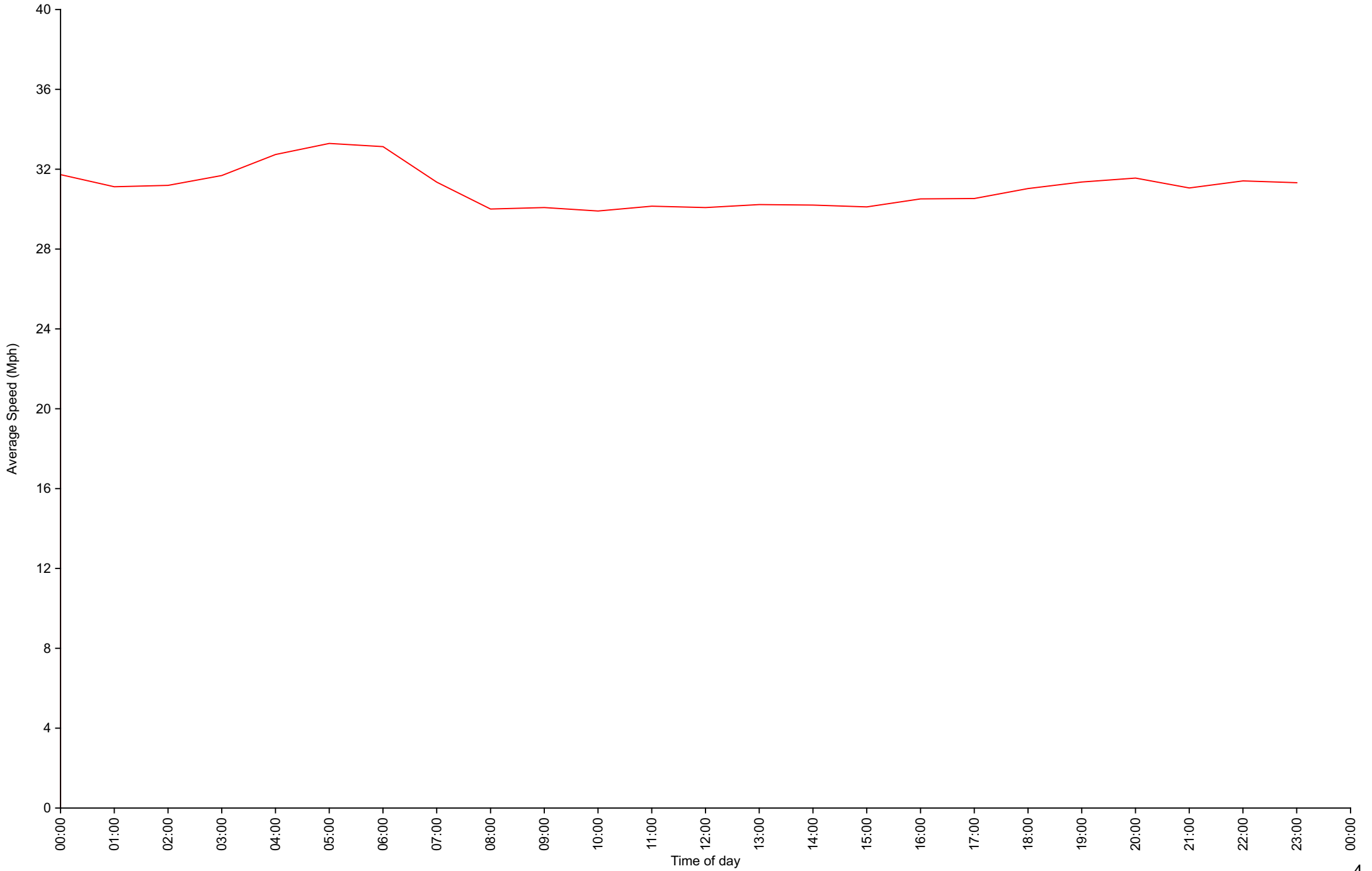
Vehicle Counts By Hour (60 Minute Resolution)



Vehicle Counts By Speed Class



Average Speed By Hour (60 Minute Resolution)



Cumulative Speed Distribution Curve

