

Traffic Report Site 8 Middlewich Rd Nr Brookfield

Sites:Site 08 (Middlewich Rd Nr Brookfield Drv) Solar Panel Assembly

Dates:Sun Dec 13 2015 - Sun Jun 5 2016

Directions:Westbound

Vehicle Speed Classes (Mph)

	<15	15 20	20 25	25 30	30 35	35 40	40 45	45 50	50 55	55 60	60 65	65 70	>70	Total	85th Percentile	Average Voltage
00:00	24	52	206	1209	1806	1078	464	157	60	15	8	0	0	5079	38.6	12.61V
01:00	11	28	101	642	925	636	287	103	36	12	4	3	0	2788	39.3	12.61V
02:00	19	18	64	397	702	600	234	102	36	9	1	0	0	2182	39.7	12.61V
03:00	20	36	81	496	885	629	316	171	73	18	1	0	0	2726	41.1	12.61V
04:00	16	31	140	1057	2003	1286	699	290	108	9	0	0	0	5639	40.5	12.61V
05:00	130	82	271	2215	4410	3712	1716	572	159	37	5	1	0	13310	40.1	12.61V
06:00	176	219	648	5128	10274	6225	2320	607	143	21	6	0	0	25767	38.0	12.61V
07:00	506	792	1805	11126	14225	5661	1739	353	46	12	3	1	0	36269	35.5	12.61V
08:00	1621	1522	4860	18362	11394	3880	954	185	43	5	1	0	0	42827	33.1	12.91V
09:00	799	961	2539	13562	14475	4820	1238	220	34	7	0	0	1	38656	34.4	12.61V
10:00	840	1067	2796	15331	15919	4556	1149	130	20	3	0	0	0	41811	33.8	12.74V
11:00	966	1253	3270	17228	16083	4684	1078	157	24	4	0	0	0	44747	33.6	12.72V
12:00	887	1193	2963	16126	17850	5071	1270	188	21	5	3	0	1	45578	33.9	12.72V
13:00	793	1156	2710	15476	17594	5338	1377	226	38	3	1	0	0	44712	34.2	12.70V
14:00	980	1274	3009	17708	16959	4931	1274	217	46	3	0	1	0	46402	33.7	12.71V
15:00	1398	1584	4486	21453	16755	4679	1172	146	11	3	1	0	0	51688	33.0	12.66V
16:00	966	1452	3322	19774	20338	5422	1402	221	16	3	0	0	0	52916	33.6	12.87V
17:00	670	1225	2693	15930	19243	5899	1558	241	31	10	2	0	0	47502	34.4	12.47V
18:00	506	890	1849	10573	15132	5717	1668	288	61	11	3	0	0	36698	35.4	12.61V
19:00	372	630	1485	8027	11312	5186	1579	347	66	10	4	0	0	29018	36.1	12.53V
20:00	242	457	1104	6188	7977	4012	1252	327	85	18	9	4	0	21675	36.4	12.61V
21:00	242	343	987	5126	5752	3105	992	264	66	20	3	4	2	16906	36.5	12.61V
22:00	112	175	610	3612	4415	2586	889	259	86	23	4	4	1	12776	37.2	12.61V
23:00	46	97	366	2197	2845	1828	698	247	59	28	4	4	0	8419	38.2	12.61V
AM Total	5128	6061	16781	86753	93101	37767	12194	3047	782	152	29	5	1			
PM Total	7214	10476	25584	142190	156172	53774	15131	2971	586	137	34	17	4			
Total	12342	16537	42365	228943	249273	91541	27325	6018	1368	289	63	22	5			
Percent	1.83%	2.45%	6.27%	33.86%	36.87%	13.54%	4.04%	0.89%	0.20%	0.04%	0.01%	0.00%	0.00%			

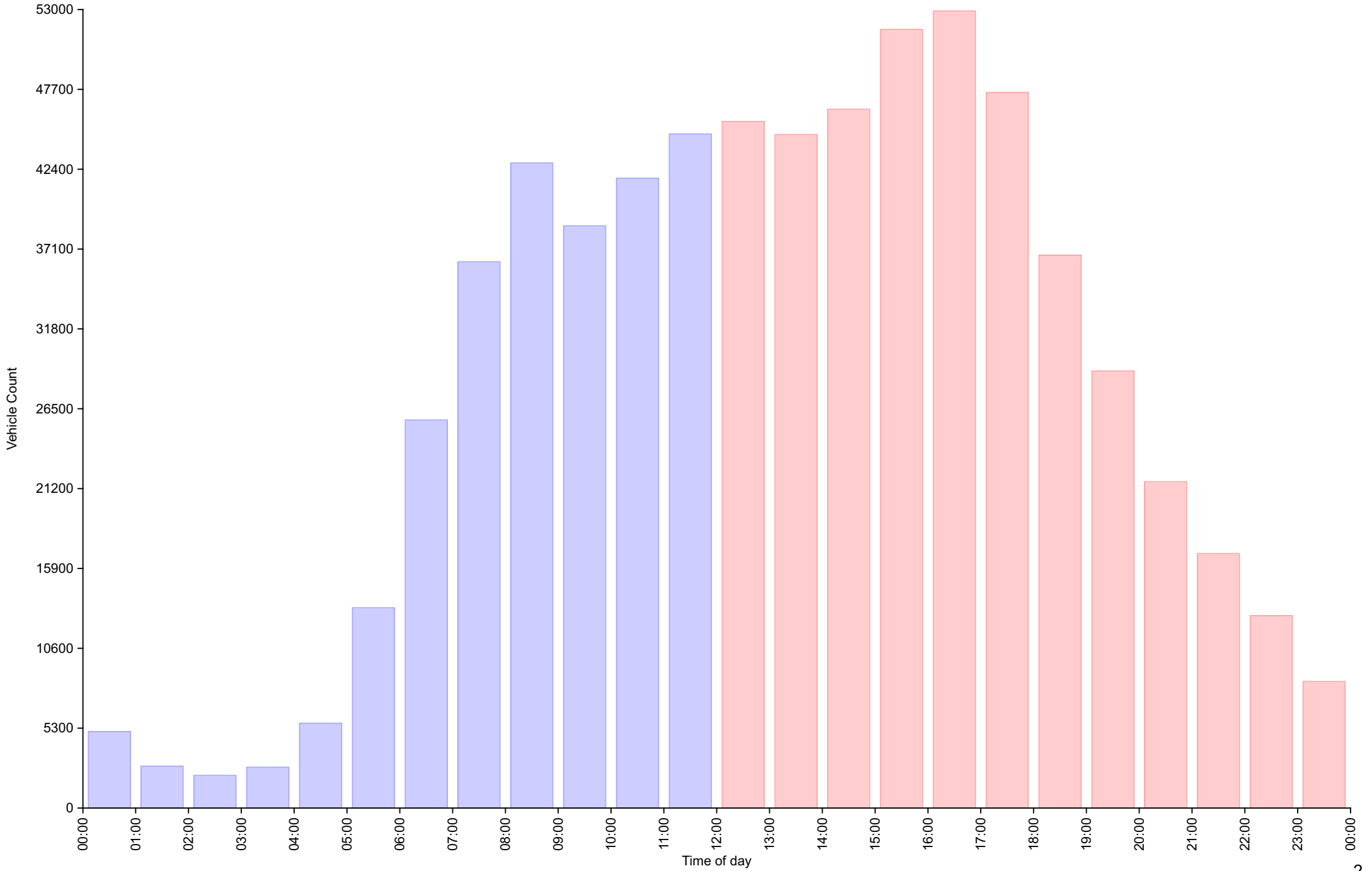
Total Vehicles : 676091

30th Percentile : 27.5 MPH
 50th Percentile : 29.5 MPH
 85th Percentile : 34.9 MPH
 95th Percentile : 39.2 MPH

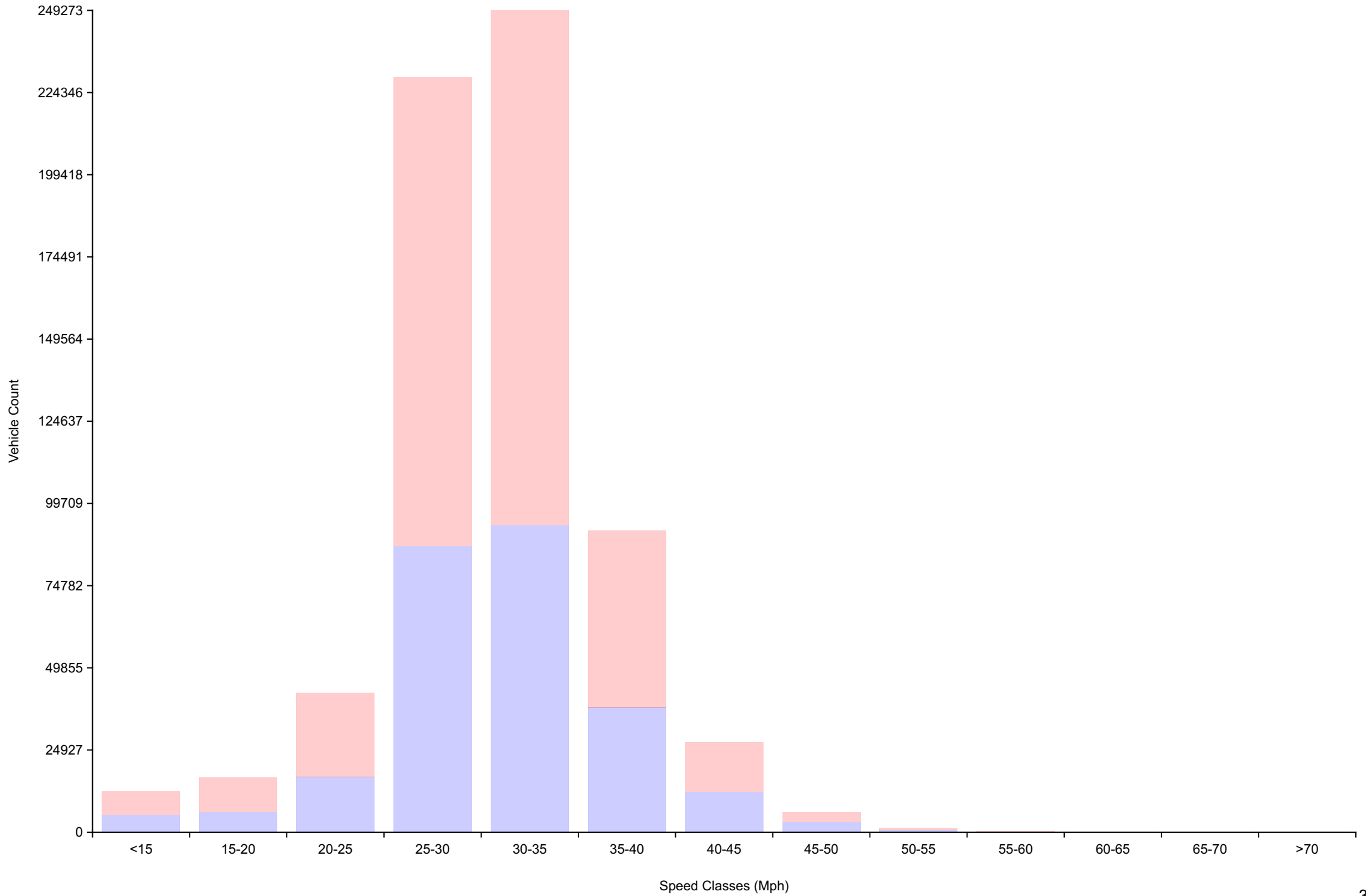
Average Speed : 30.2 MPH
 Highest Speed : 77.0 MPH

Total Over Speed Limit : 49.3 % (333287 / 676091)

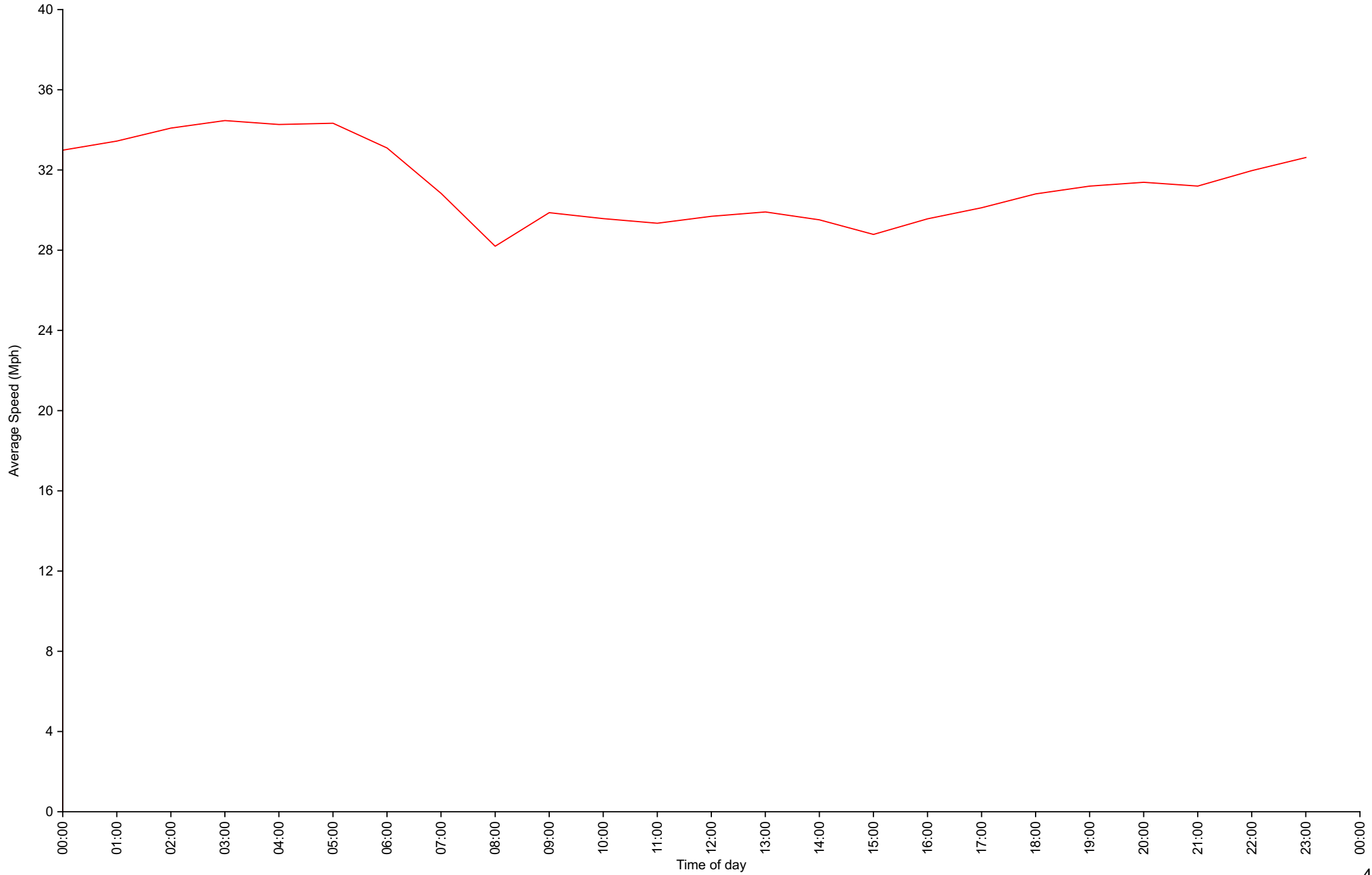
Vehicle Counts By Hour (60 Minute Resolution)



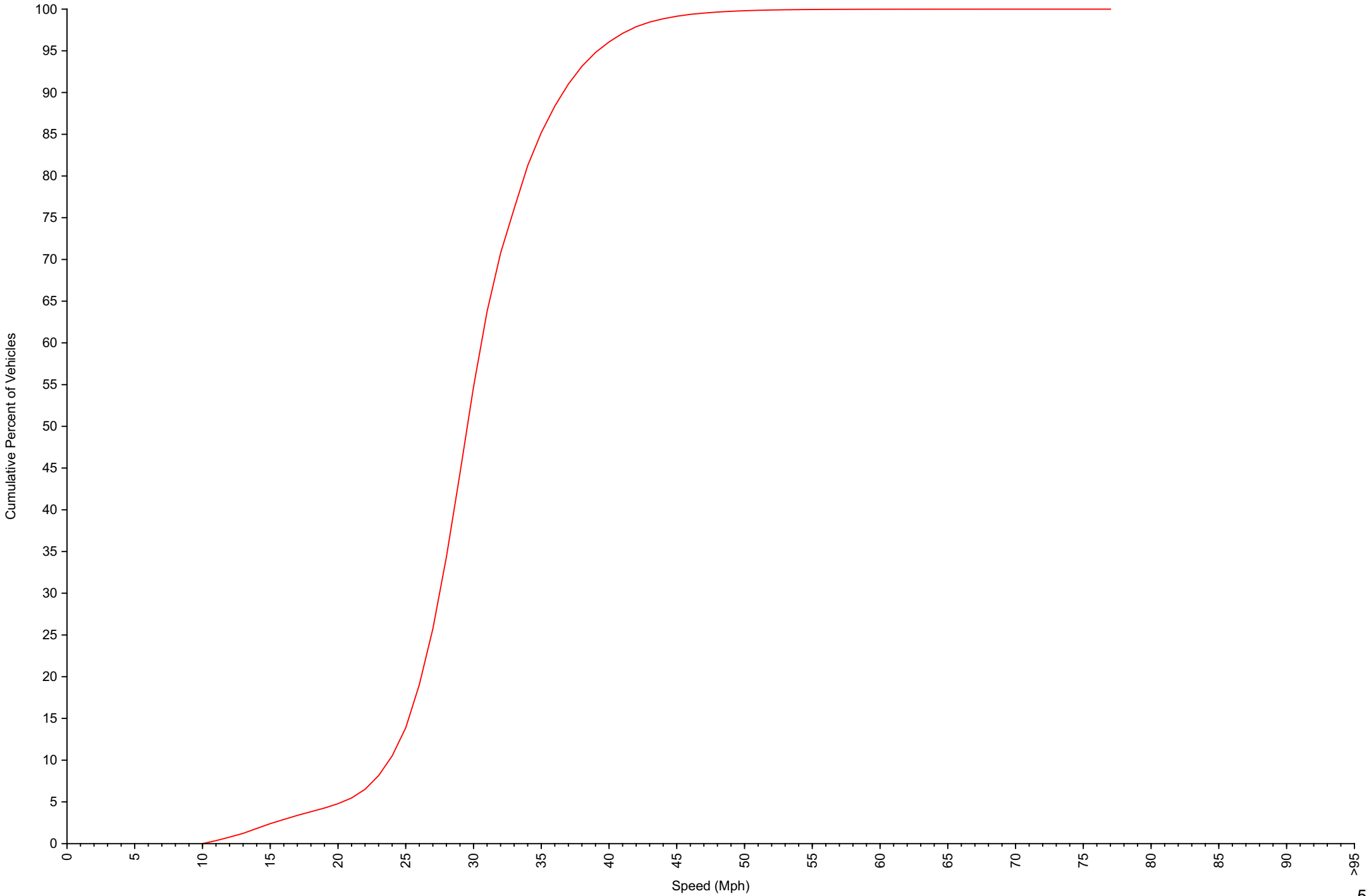
Vehicle Counts By Speed Class



Average Speed By Hour (60 Minute Resolution)



Cumulative Speed Distribution Curve



Voltage by hour
(5 Minute Resolution)

