

# Traffic Report

Sites:Site 08 (Middlewich Rd Nr Brookfield Drv) Solar Panel Assembly

Dates:Sun May 7 2017 - Tue Oct 10 2017

Directions:Westbound

## Vehicle Speed Classes (Mph)

	<15	15 20	20 25	25 30	30 35	35 40	40 45	45 50	50 55	55 60	60 65	65 70	>70	Total	85th Percentile	Average Voltage
00:00	34	43	172	888	1213	630	276	89	29	8	3	1	0	3386	37.9	12.61V
01:00	35	36	92	499	679	522	218	90	18	0	0	<b>3</b>	<b>1</b>	2193	39.0	12.61V
02:00	70	25	79	329	589	551	232	107	28	7	3	0	0	2020	40.1	12.61V
03:00	41	27	83	574	831	608	346	166	61	17	2	0	0	2756	<b>41.2</b>	12.61V
04:00	41	41	206	1421	2118	1317	598	247	77	19	5	0	1	6091	39.2	12.61V
05:00	110	158	335	2656	4847	3405	1362	<b>477</b>	<b>107</b>	<b>39</b>	<b>7</b>	0	1	13504	38.9	12.61V
06:00	226	328	806	5354	10036	<b>5369</b>	<b>1856</b>	412	87	14	6	0	0	24494	37.2	12.44V
07:00	544	933	2103	11595	12292	4397	1137	197	27	6	0	0	0	33231	34.6	12.30V
08:00	<b>1410</b>	<b>1482</b>	<b>4902</b>	13422	9497	3165	727	132	25	0	1	1	0	34764	33.1	12.32V
09:00	643	918	2515	14013	12794	3766	834	112	21	2	0	0	0	35618	33.6	12.44V
10:00	742	963	2850	15237	12978	3680	741	115	15	0	0	0	0	37321	33.3	12.90V
11:00	795	1085	2935	<b>16629</b>	<b>13931</b>	3782	783	109	23	2	0	0	0	<b>40074</b>	33.1	12.29V
12:00	720	1095	2775	15706	14461	4154	924	124	19	6	0	0	0	39984	33.5	12.63V
13:00	693	1079	2651	15017	14487	4160	970	161	30	6	1	1	0	39256	33.7	13.07V
14:00	<b>1066</b>	<b>1433</b>	<b>4658</b>	16788	12792	3498	721	116	17	0	2	1	1	41093	32.8	12.33V
15:00	947	1416	3443	<b>18689</b>	15567	4258	1000	139	24	2	0	0	0	<b>45485</b>	33.1	12.26V
16:00	749	1294	2893	17095	<b>17286</b>	4677	1141	182	23	6	1	0	0	45347	33.6	12.41V
17:00	632	1190	2368	13392	16730	<b>4935</b>	<b>1233</b>	179	29	2	0	0	<b>2</b>	40692	34.2	12.61V
18:00	518	853	1763	9740	12383	4552	1193	<b>229</b>	41	<b>14</b>	2	0	1	31289	35.0	12.61V
19:00	389	666	1440	7861	9441	3773	954	186	<b>48</b>	9	2	1	0	24770	35.1	12.61V
20:00	254	358	1146	5936	6357	2651	737	155	39	11	4	<b>4</b>	1	17653	35.2	12.61V
21:00	209	281	949	4692	4558	2050	553	149	33	10	4	2	0	13490	35.3	12.61V
22:00	90	136	655	3274	3578	1570	487	148	31	5	<b>5</b>	2	0	9981	35.8	12.61V
23:00	50	92	308	1676	2186	1179	406	119	35	7	4	3	0	6065	<b>37.1</b>	12.61V
AM Total	4691	6039	17078	<b>82617</b>	81805	31192	9110	2253	518	114	27	5	3			
PM Total	6317	9893	25049	<b>129866</b>	129826	41457	10319	1887	369	78	25	14	5			
Total	11008	15932	42127	<b>212483</b>	211631	72649	19429	4140	887	192	52	19	8			
Percent	1.86%	2.70%	7.13%	<b>35.98%</b>	35.84%	12.30%	3.29%	0.70%	0.15%	0.03%	0.01%	0.00%	0.00%			

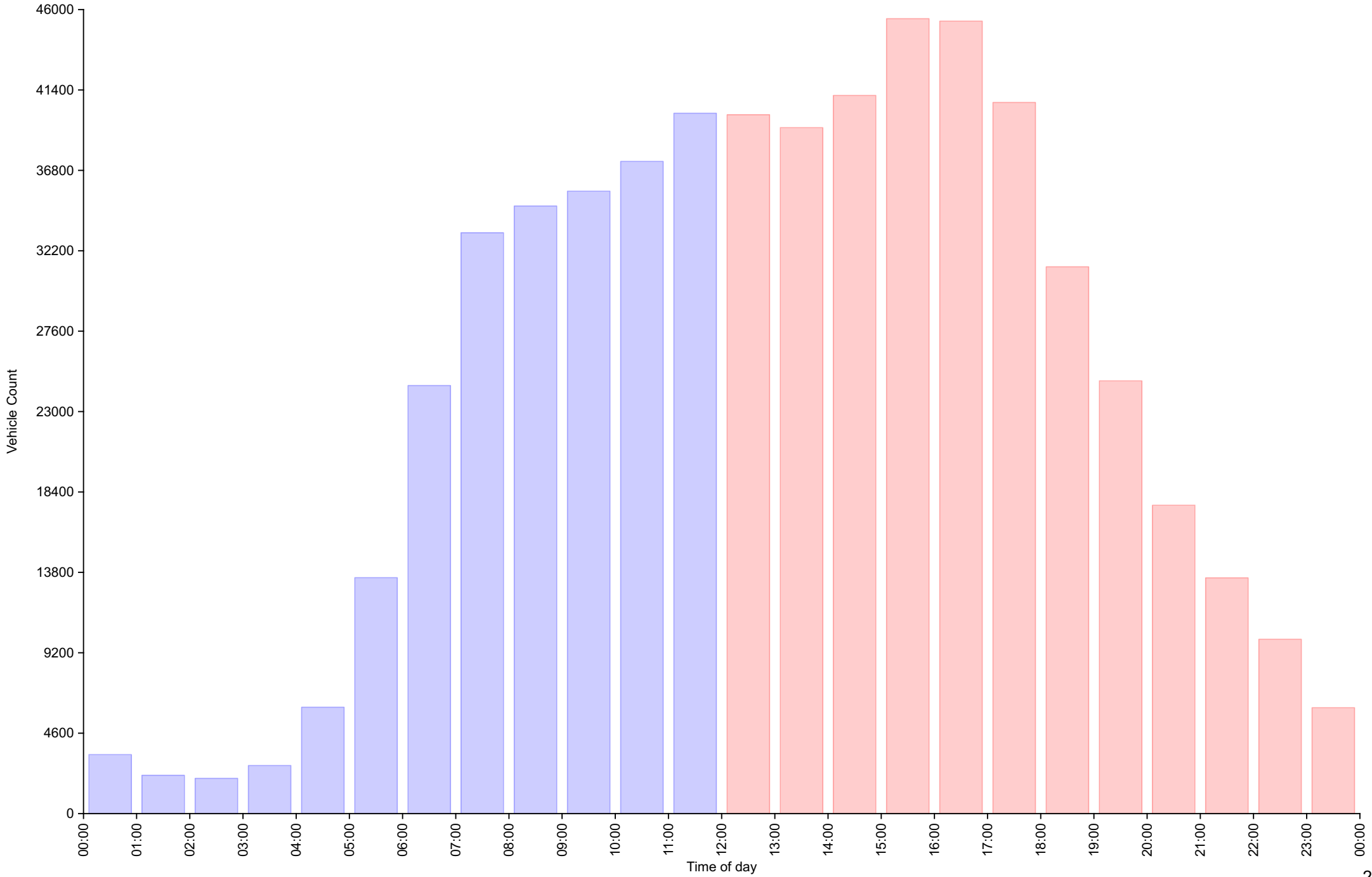
Total Vehicles : 590557

30th Percentile : 27.2 MPH  
 50th Percentile : 29.2 MPH  
 85th Percentile : 34.4 MPH  
 95th Percentile : 38.4 MPH

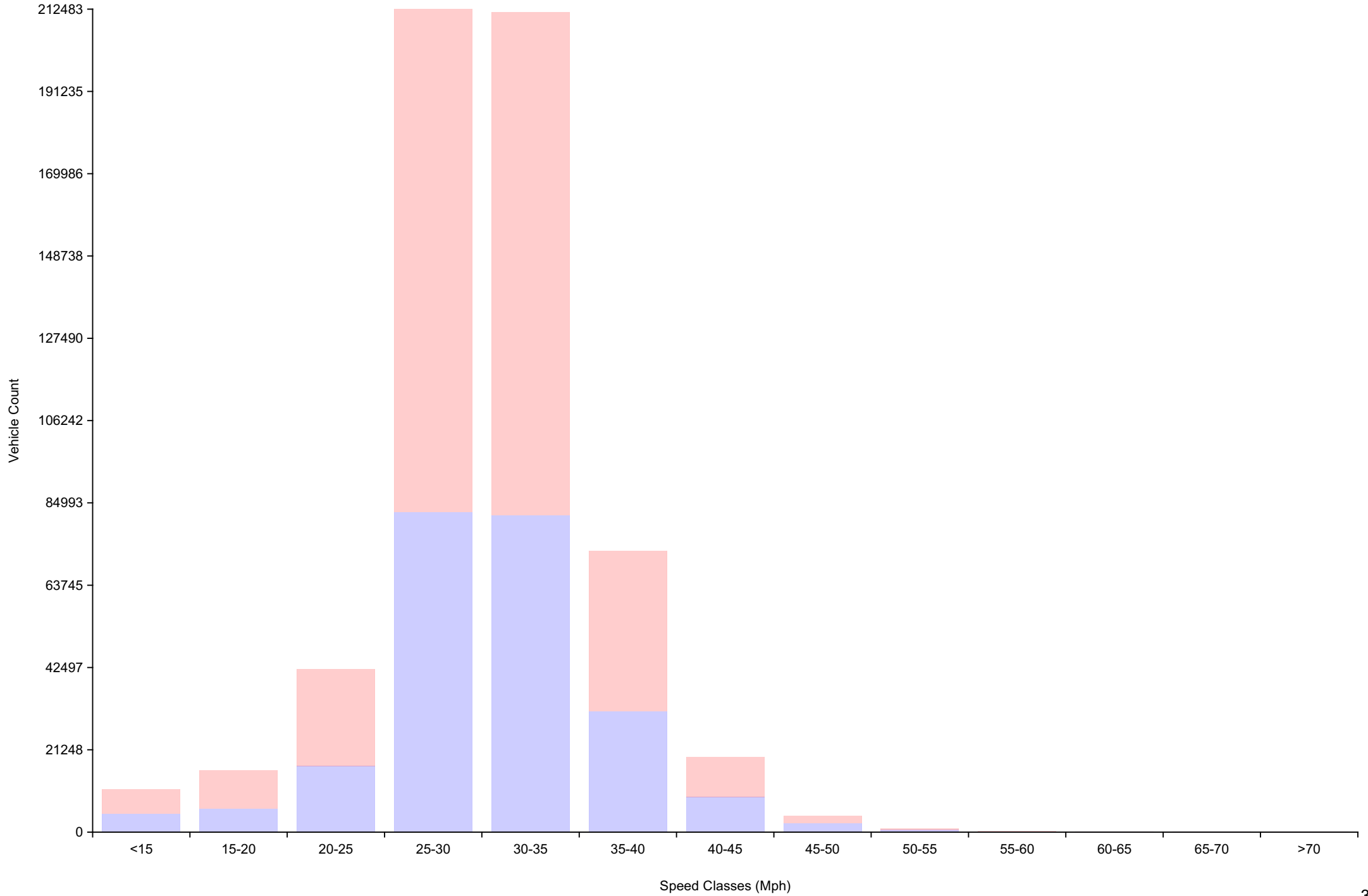
Average Speed : 29.8 MPH  
 Highest Speed : 98.0 MPH

Total Over Speed Limit : 45.9 % (271184 / 590557)

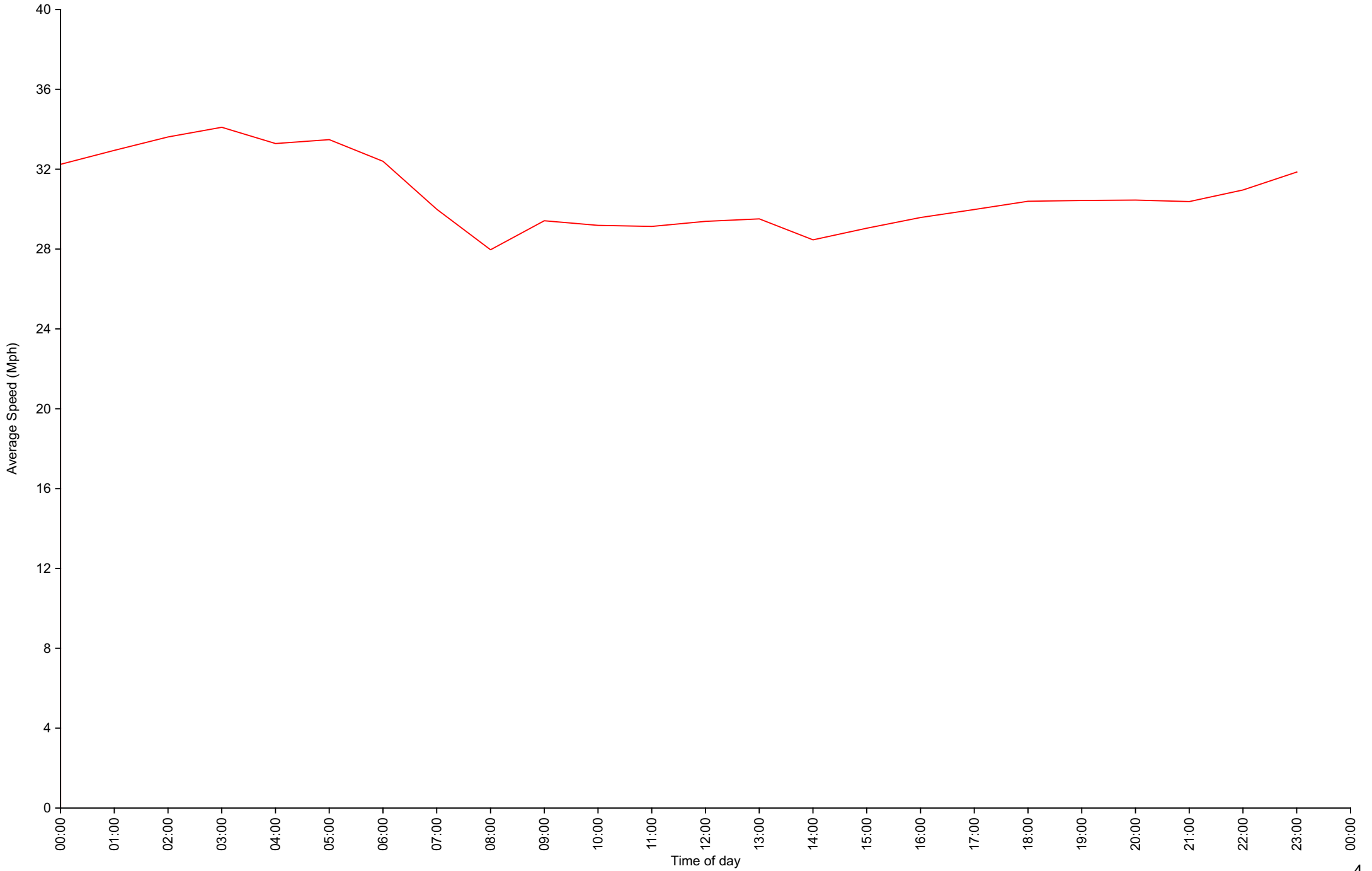
# Vehicle Counts By Hour (60 Minute Resolution)



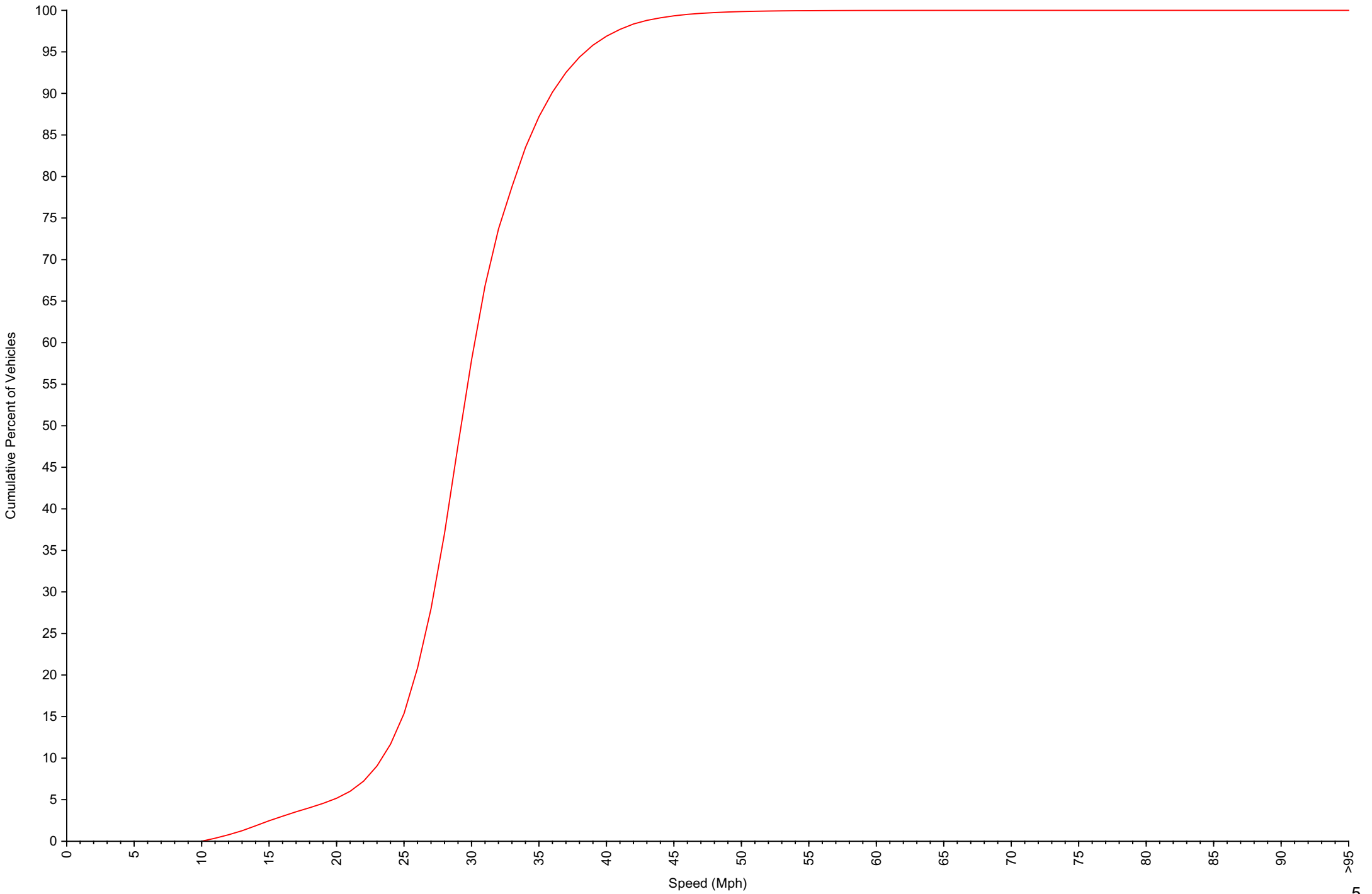
# Vehicle Counts By Speed Class



# Average Speed By Hour (60 Minute Resolution)



# Cumulative Speed Distribution Curve



Voltage by hour  
(5 Minute Resolution)

