

# Traffic Report for Site 11 12/04/15 to 31/08/15

Sites:Site 11 (Macclesfield Rd, between 59/57)

Dates:Sun Apr 12 2015 - Mon Aug 31 2015

Directions:Eastbound

## Vehicle Speed Classes (Mph)

	<15	15 20	20 25	25 30	30 35	35 40	40 45	45 50	50 55	55 60	60 65	65 70	>70	Total	85th Percentile
00:00	24	120	276	774	1120	705	256	91	33	10	4	0	0	3413	37.7
01:00	49	104	240	531	683	394	158	54	11	6	2	0	0	2232	37.5
02:00	56	98	178	350	508	293	141	45	15	2	1	1	0	1688	37.9
03:00	59	109	165	367	532	362	157	43	19	4	1	1	0	1819	38.2
04:00	69	143	186	559	898	694	347	112	39	5	4	0	0	3056	39.4
05:00	70	152	397	1224	1794	1450	828	341	87	12	4	1	0	6360	<b>40.5</b>
06:00	79	285	665	2338	3706	2828	1508	<b>465</b>	<b>103</b>	<b>22</b>	<b>7</b>	<b>2</b>	<b>1</b>	12009	39.8
07:00	201	611	1364	4463	7111	<b>3866</b>	<b>1559</b>	353	79	7	3	0	0	19617	37.5
08:00	391	<b>992</b>	1946	5605	7507	3431	1267	266	33	3	3	0	0	21444	36.2
09:00	<b>404</b>	957	1921	5606	6998	3419	1138	187	39	4	1	1	0	20675	36.0
10:00	394	951	2157	6075	7460	3450	937	184	27	4	1	1	0	21641	35.5
11:00	372	847	<b>2261</b>	<b>6180</b>	<b>7996</b>	3496	1047	176	26	5	1	0	0	<b>22407</b>	35.6
12:00	419	1005	2335	6680	8768	3841	1190	207	26	4	2	1	0	24478	35.6
13:00	401	977	2306	6546	8762	3767	1198	220	36	10	3	1	1	24228	35.7
14:00	404	1004	2430	6761	9115	3843	1199	191	40	9	1	1	0	24998	35.6
15:00	471	<b>1045</b>	2467	<b>7216</b>	9634	3789	1210	220	46	7	4	0	0	26109	35.4
16:00	640	1019	<b>2518</b>	6867	<b>10610</b>	3988	1376	221	58	8	3	1	0	<b>27309</b>	35.6
17:00	<b>708</b>	979	2106	6199	9743	4003	1398	312	49	16	4	0	0	25517	36.1
18:00	448	883	1664	5039	7912	<b>4105</b>	<b>1613</b>	<b>393</b>	69	12	6	<b>3</b>	0	22147	37.1
19:00	232	625	1274	3769	5581	3546	1438	361	80	14	<b>9</b>	1	0	16930	37.8
20:00	138	441	1058	3138	3976	2831	1070	310	<b>81</b>	<b>23</b>	9	2	<b>4</b>	13081	37.9
21:00	108	352	987	2861	3475	2140	769	187	36	19	3	2	0	10939	37.2
22:00	76	249	725	2128	2656	1652	602	181	40	15	6	1	1	8332	37.5
23:00	37	158	424	1293	1794	999	407	137	32	9	1	3	0	5294	<b>37.5</b>
AM Total	2168	5369	11756	34072	<b>46313</b>	24388	9343	2317	511	84	32	7	1		
PM Total	4082	8737	20294	58497	<b>82026</b>	38504	13470	2940	593	146	51	16	6		
Total	6250	14106	32050	92569	<b>128339</b>	62892	22813	5257	1104	230	83	23	7		
Percent	1.71%	3.86%	8.76%	25.31%	<b>35.09%</b>	17.20%	6.24%	1.44%	0.30%	0.06%	0.02%	0.01%	0.00%		

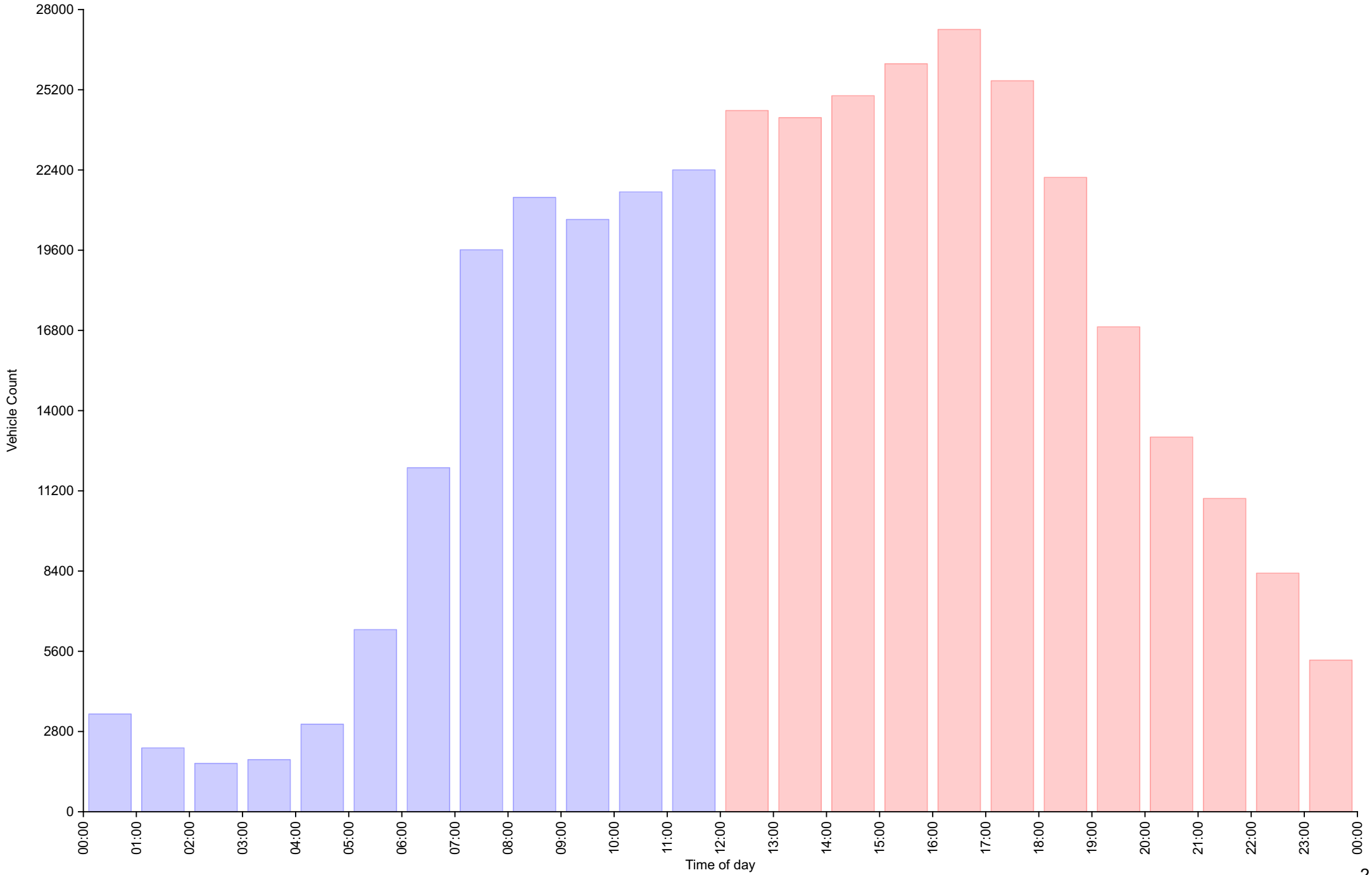
Total Vehicles : 365723

30th Percentile : 27.6 MPH  
 50th Percentile : 30.3 MPH  
 85th Percentile : 36.6 MPH  
 95th Percentile : 40.7 MPH

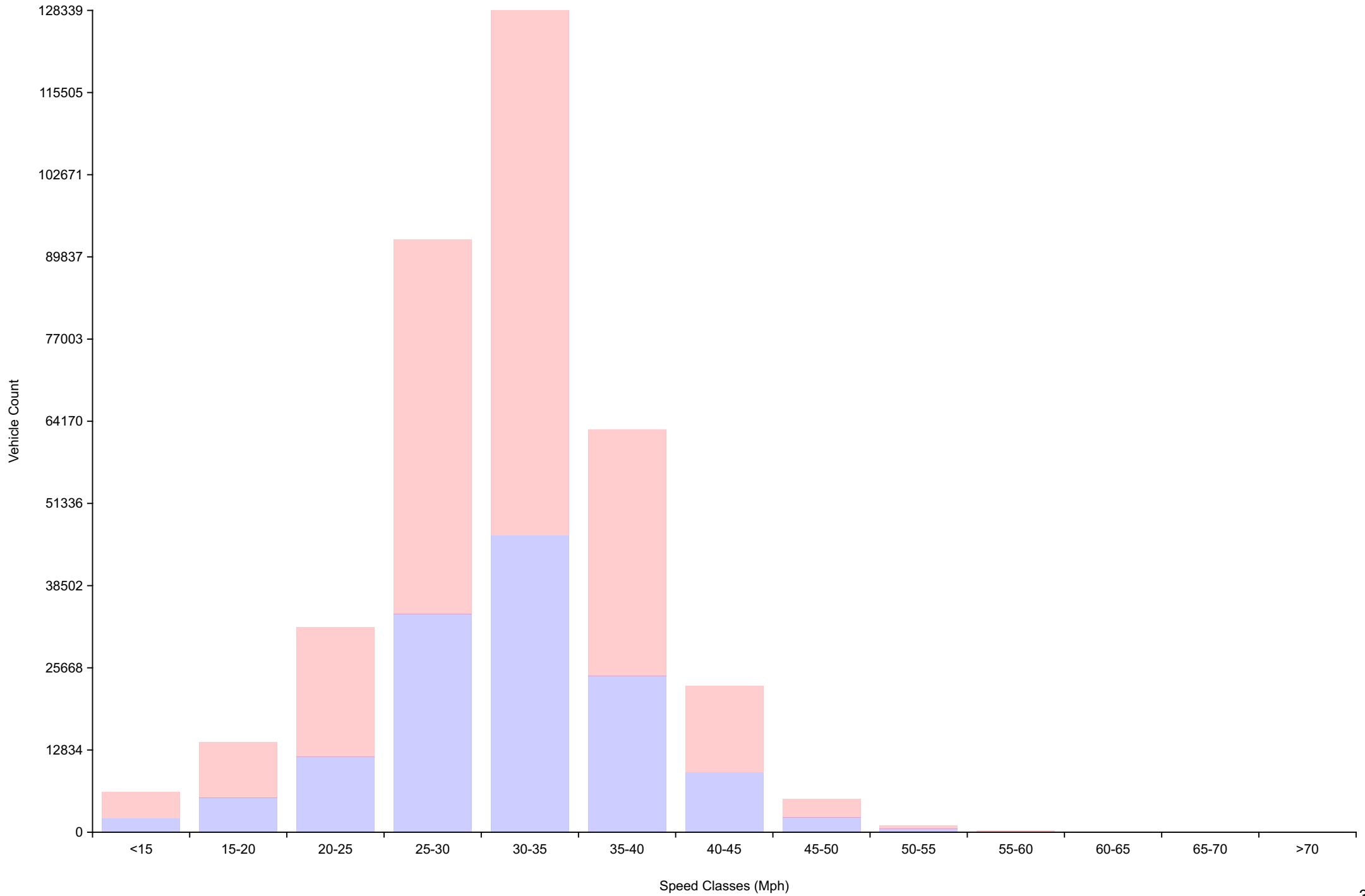
Average Speed : 30.7 MPH  
 Highest Speed : 83.0 MPH

Total Over Speed Limit : 55.5 % (202815 / 365723)

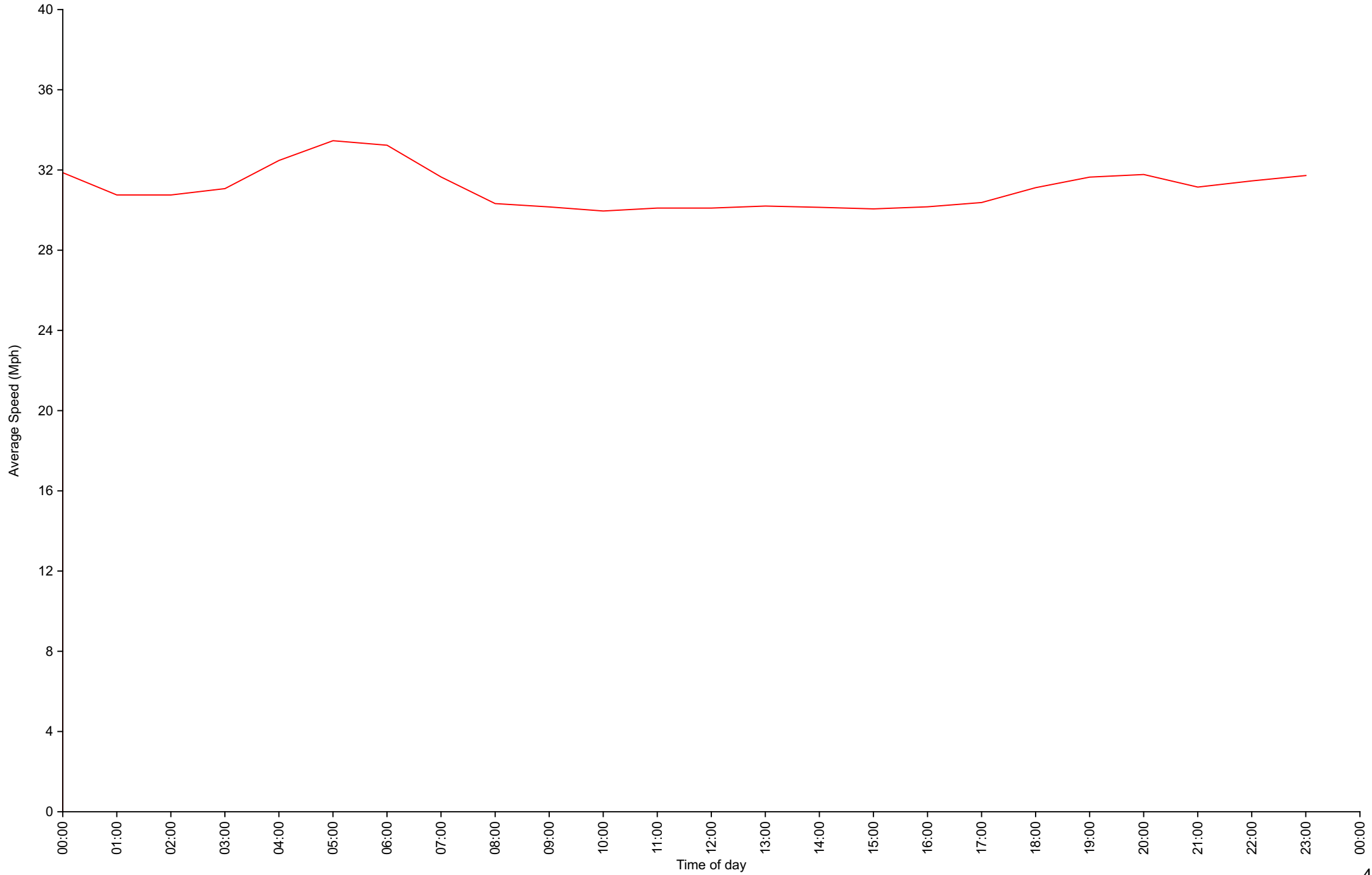
# Vehicle Counts By Hour (60 Minute Resolution)



# Vehicle Counts By Speed Class



# Average Speed By Hour (60 Minute Resolution)



# Cumulative Speed Distribution Curve

