

Traffic Report for Site 12 24/6/15 to 31/08/15

Sites: Site 12 (Congleton Rd)
 Dates: Wed Jun 24 2015 - Mon Aug 31 2015
 Directions: Eastbound

Vehicle Speed Classes (Mph)

| | <15 | 15 20 | 20 25 | 25 30 | 30 35 | 35 40 | 40 45 | 45 50 | 50 55 | 55 60 | 60 65 | 65 70 | >70 | Total | 85th Percentile |
|----------|------------|------------|------------|-------------|---------------|-------------|------------|------------|-----------|----------|----------|----------|-------|-------------|--------------------|
| 00:00 | 13 | 31 | 72 | 355 | 487 | 246 | 84 | 24 | 12 | 3 | 0 | 0 | 0 | 1327 | 36.8 |
| 01:00 | 42 | 36 | 102 | 270 | 372 | 163 | 65 | 23 | 5 | 1 | 0 | 0 | 0 | 1079 | 36.7 |
| 02:00 | 41 | 57 | 71 | 187 | 257 | 143 | 58 | 15 | 1 | 0 | 0 | 0 | 0 | 830 | 37.1 |
| 03:00 | 52 | 65 | 77 | 181 | 265 | 161 | 72 | 21 | 8 | 2 | 0 | 0 | 0 | 904 | 37.8 |
| 04:00 | 59 | 92 | 93 | 258 | 424 | 319 | 164 | 48 | 21 | 4 | 3 | 0 | 0 | 1485 | 39.3 |
| 05:00 | 18 | 77 | 177 | 555 | 787 | 559 | 359 | 138 | 39 | 2 | 0 | 0 | 0 | 2711 | 40.4 |
| 06:00 | 21 | 158 | 297 | 1282 | 1876 | 1172 | 610 | 159 | 30 | 8 | 2 | 0 | 0 | 5615 | 38.8 |
| 07:00 | 110 | 339 | 607 | 1887 | 2944 | 1510 | 549 | 104 | 20 | 0 | 2 | 0 | 0 | 8072 | 36.9 |
| 08:00 | 184 | 484 | 832 | 2297 | 2943 | 1308 | 449 | 95 | 11 | 0 | 1 | 0 | 0 | 8604 | 35.7 |
| 09:00 | 145 | 357 | 788 | 2191 | 2739 | 1261 | 359 | 48 | 10 | 0 | 0 | 0 | 0 | 7898 | 35.5 |
| 10:00 | 156 | 419 | 866 | 2426 | 2969 | 1273 | 276 | 47 | 4 | 0 | 0 | 0 | 0 | 8436 | 34.9 |
| 11:00 | 134 | 330 | 906 | 2499 | 2858 | 1260 | 280 | 48 | 3 | 1 | 0 | 0 | 0 | 8319 | 35.0 |
| 12:00 | 162 | 359 | 928 | 2473 | 2885 | 1321 | 348 | 55 | 3 | 1 | 1 | 0 | 0 | 8536 | 35.2 |
| 13:00 | 131 | 342 | 927 | 2418 | 2797 | 1328 | 294 | 55 | 10 | 1 | 0 | 0 | 0 | 8303 | 35.2 |
| 14:00 | 139 | 360 | 946 | 2537 | 3014 | 1293 | 380 | 47 | 9 | 3 | 0 | 0 | 0 | 8728 | 35.2 |
| 15:00 | 183 | 407 | 925 | 2679 | 2998 | 1299 | 355 | 59 | 9 | 1 | 0 | 0 | 0 | 8915 | 35.1 |
| 16:00 | 138 | 317 | 849 | 2564 | 3287 | 1488 | 429 | 60 | 23 | 1 | 0 | 0 | 0 | 9156 | 35.7 |
| 17:00 | 120 | 281 | 696 | 2261 | 2997 | 1534 | 500 | 110 | 11 | 3 | 1 | 0 | 0 | 8514 | 36.4 |
| 18:00 | 105 | 260 | 556 | 1879 | 2377 | 1389 | 477 | 128 | 18 | 3 | 0 | 0 | 0 | 7192 | 36.9 |
| 19:00 | 59 | 189 | 422 | 1479 | 1851 | 1099 | 448 | 84 | 24 | 3 | 1 | 0 | 0 | 5659 | 37.2 |
| 20:00 | 41 | 112 | 358 | 1209 | 1375 | 858 | 300 | 75 | 11 | 4 | 0 | 0 | 0 | 4343 | 37.0 |
| 21:00 | 32 | 92 | 307 | 1090 | 1244 | 664 | 206 | 55 | 9 | 2 | 0 | 0 | 0 | 3701 | 36.4 |
| 22:00 | 18 | 43 | 203 | 777 | 923 | 445 | 135 | 31 | 4 | 4 | 1 | 0 | 0 | 2584 | 36.2 |
| 23:00 | 7 | 32 | 104 | 486 | 640 | 297 | 113 | 34 | 10 | 2 | 0 | 2 | 0 | 1727 | 36.7 |
| AM Total | 975 | 2445 | 4888 | 14388 | 18921 | 9375 | 3325 | 770 | 164 | 21 | 8 | 0 | 0 | | |
| PM Total | 1135 | 2794 | 7221 | 21852 | 26388 | 13015 | 3985 | 793 | 141 | 28 | 4 | 2 | 0 | | |
| Total | 2110 | 5239 | 12109 | 36240 | 45309 | 22390 | 7310 | 1563 | 305 | 49 | 12 | 2 | 0 | | |
| Percent | 1.59% | 3.95% | 9.13% | 27.32% | 34.16% | 16.88% | 5.51% | 1.18% | 0.23% | 0.04% | 0.01% | 0.00% | 0.00% | | |

Total Vehicles : 132638

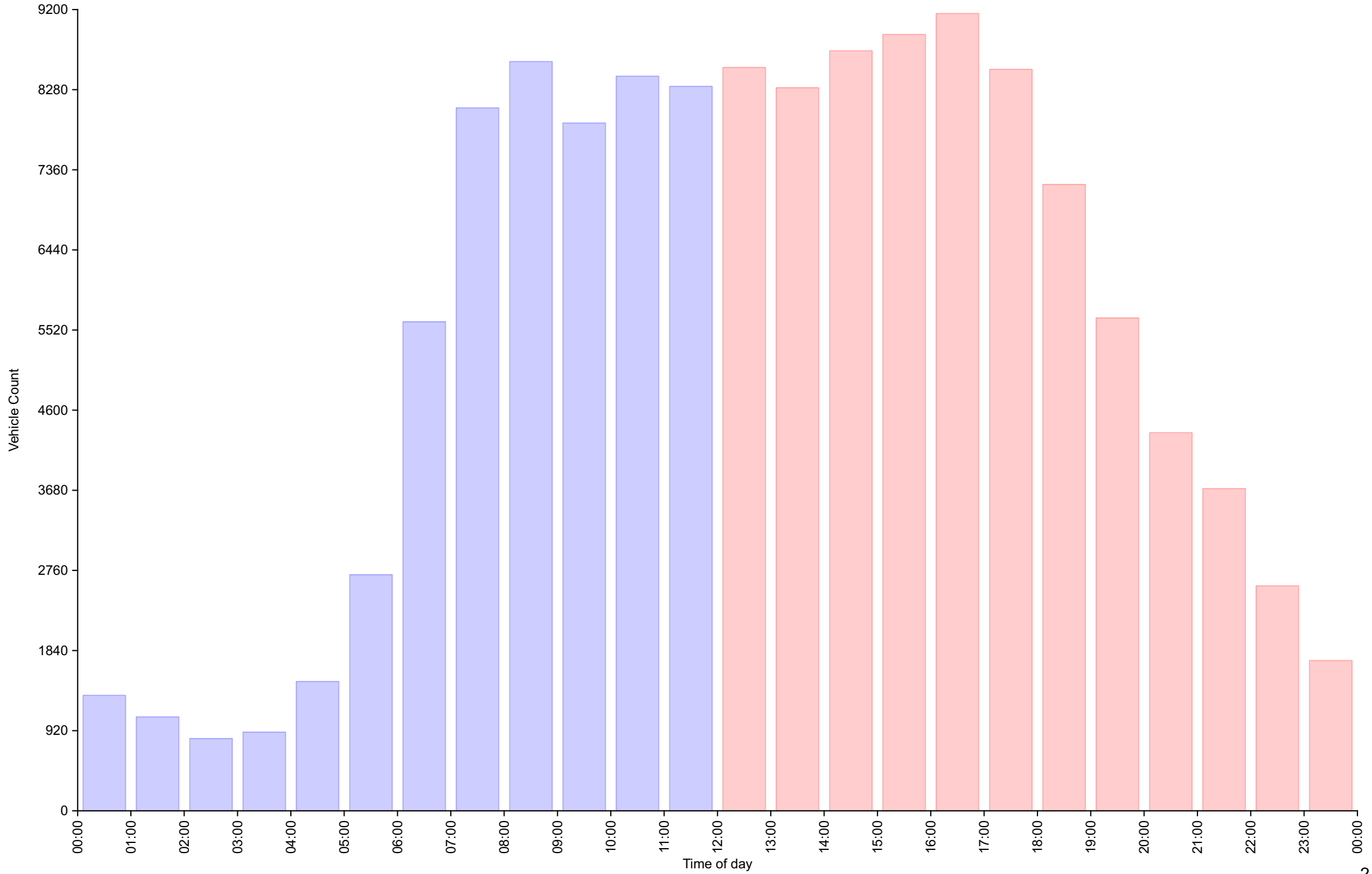
30th Percentile : 27.2 MPH
 50th Percentile : 30.0 MPH
 85th Percentile : 36.1 MPH
 95th Percentile : 40.1 MPH

Average Speed : 30.4 MPH
 Highest Speed : 67.0 MPH

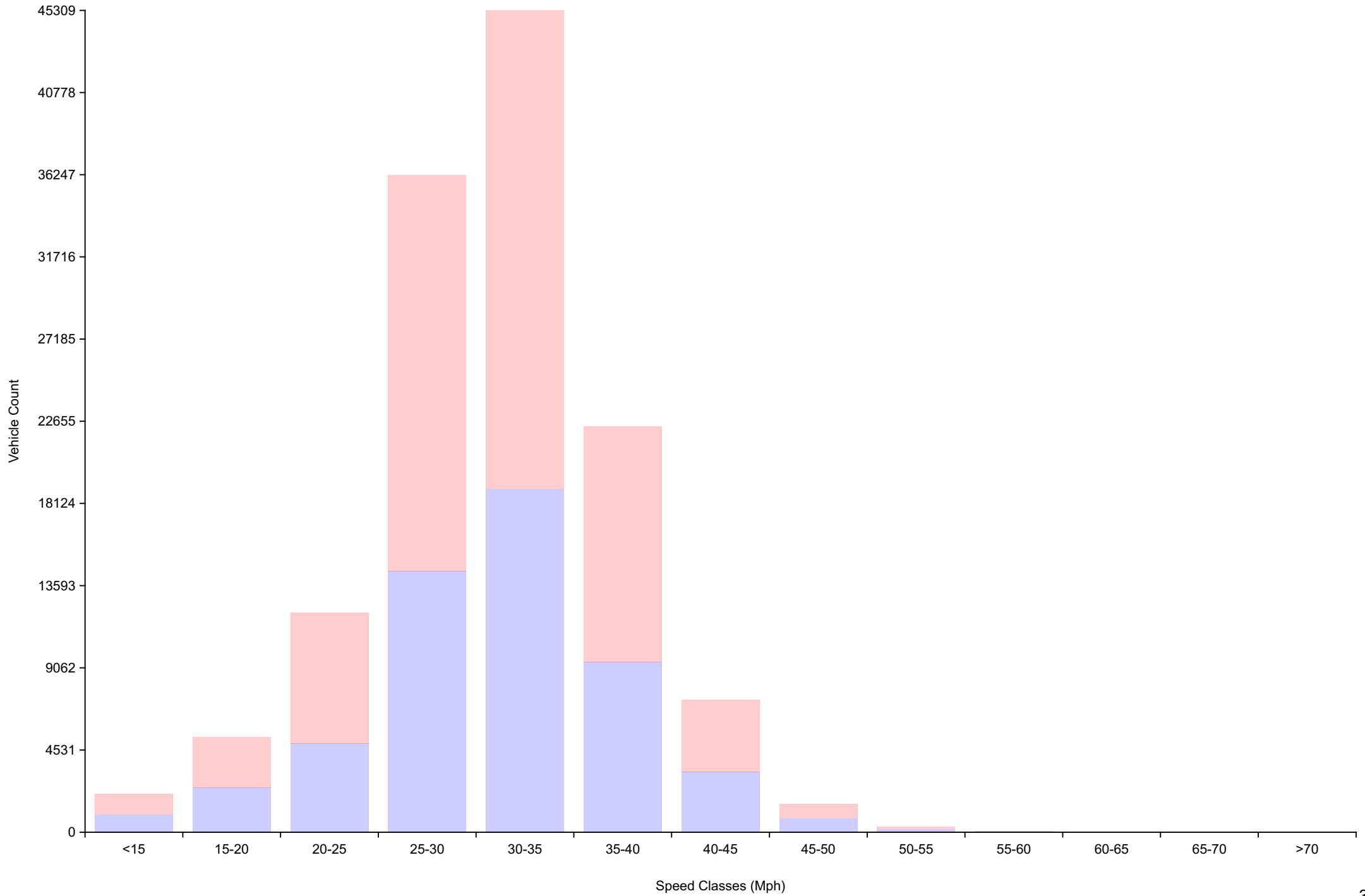
Total Over Speed Limit : 53.0 % (70276 / 132638)

Vehicle Counts By Hour

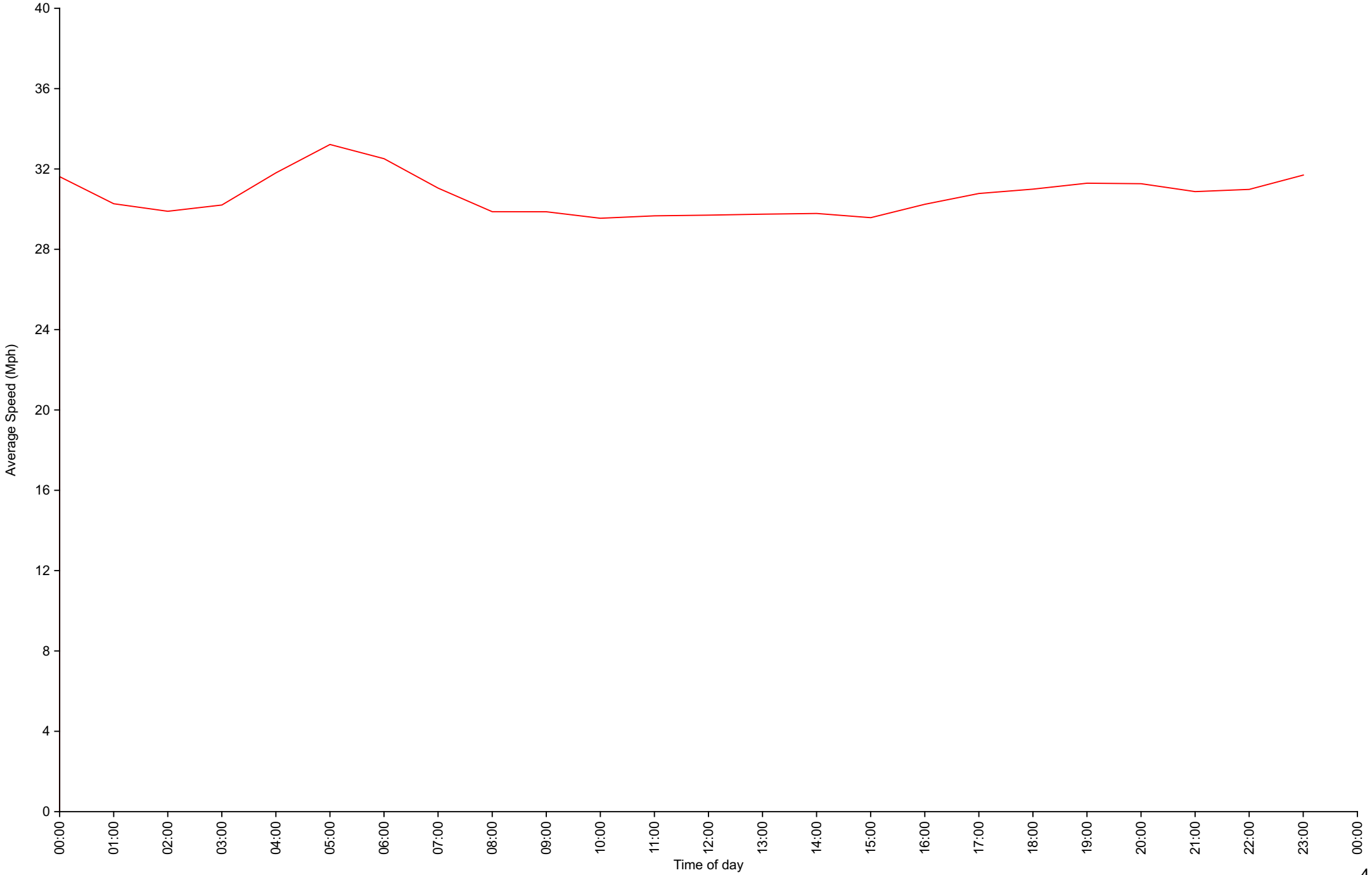
(60 Minute Resolution)



Vehicle Counts By Speed Class



Average Speed By Hour (60 Minute Resolution)



Cumulative Speed Distribution Curve

